



A-Boom

Boom Arm Mower

Rev 01 -11

Part No. 02924700P

PART'S MANUAL

Effective Serial No. 04837 through Current

¡ATENCIÓN!

LEA EL INSTRUCTIVO

Si No Lee Ingles, Pida Ayuda a Alguien
Que Si Lo Lea Para Que le Traduzca las
Medidas de Seguridad.



An Operator's Manual was shipped with the equipment in the Manual Canister. This Operator's Manual is an integral part of the safe operation of this machine and must be maintained with the unit at all times. **READ, UNDERSTAND, and FOLLOW** the Safety and Operation Instructions contained in this manual before operating the equipment. If the Operator's Manual is not with the equipment, contact your dealer or Alamo Industrial (800-356-6286) to obtain a Free copy before operating the equipment.

ALAMO INDUSTRIAL

1502 E. Walnut
Seguin, Texas 78155
210-372-3551



TO THE OWNER/OPERATOR/DEALER

All implements with moving parts are potentially hazardous. There is no substitute for a cautious, safe-minded operator who recognizes the potential hazards and follows reasonable safety practices. The manufacturer has designed this implement to be used with all its safety equipment properly attached to minimize the chance of accidents.

BEFORE YOU START!! Read the safety messages on the implement and shown in your manual.
Observe the rules of safety and common sense!

! DANGER

FAILING TO FOLLOW SAFETY MESSAGES AND OPERATING INSTRUCTION CAN CAUSE SERIOUS BODILY INJURY OR EVEN DEATH TO OPERATOR AND OTHERS IN THE AREA.

1. 	2. NO RIDERS. NO CHILDREN OPERATORS. 	3. USE SAFETY SHOES, HARD HAT, SAFETY GLASSES, SEAT BELTS, ROPS & OPS. 	4. BLOCK UP SECURELY BEFORE WORKING UNDER. 
--	--	---	--

1. Study and understand Operator's Manuals, Safety Decals, and Instructional Decals for tractor and implement to prevent misuse, abuse, and accidents. Practice before operating in a confined area or near passersby.
 - Learn how to stop engine suddenly in an emergency. Be alert for passersby and especially children.
2. Allow no children on or near folding mower or tractor. Allow no riders on tractor or implement. Falling off may cause serious injury or death from being run over by tractor or mower or contact with rotating blades.
3. Operate only with tractor having Roll-Over Protective Structure (ROPS) and with seat belt securely fastened to prevent injury and possible death from falling off or tractor overturn.
 - Personal Protective Equipment such as Hard Hat, Safety Glasses, Safety Shoes, & Ear Plugs are recommended.
4. Block up or support raised machine and all lifted components securely before putting hands or feet under or working underneath any lifted component to prevent crushing injury or death from sudden dropping or inadvertent operation of controls. Make certain area is clear before lowering or folding.
5. Before transporting, put Lift Lever in detent or full-lift position. Install Transport Safety Devices securely on folding mowers. Put Booms securely in Transport Rest.
 - Folding and Boom Mowers have raised center of gravity. Slow down when turning and on hillsides.
6. Make certain that SMV sign, warning lights, and reflectors are clearly visible. Follow local traffic codes.
7. Never operate with Cutting Head or Folding Section raised if passersby, bystanders, or traffic are in the area to reduce possibility of injury or death from objects thrown by Blades under Guards or mower structure.
8. Before dismounting, secure implement in transport position or lower to ground.
 - Put tractor in park or set brake, disengage PTO, stop engine, remove key, and wait until noise of rotation has ceased to prevent crushing by entanglement in rotating parts which could cause injury or death.
 - Never mount or dismount a moving vehicle. Crushing from runover may cause serious injury or death.

5. TRANSPORT SAFELY, LOCK UP. 	6. USE SMV, LIGHTS, & REFLECTORS. 	7. DO NOT OPERATE WITH CUTTER OR WING RAISED 	8. DO NOT MOUNT OR DISMOUNT WHILE MOVING.  <small>02967827</small>
---	---	---	--

WARRANTY INFORMATION:

Read and understand the complete Warranty Statement found in this Manual. Fill out the Warranty Registration Form in full and return it within 30 Days. Make certain the Serial Number of the Machine is recorded on the Warranty Card and on the Warranty Form that you retain. The use of "will-fit" parts will void your warranty and can cause catastrophic failure with possible injury or death.

BOLT TORQUE

Mounting procedures for mowers will require a significant amount of bolt nut and washer installation.

Frame and structure mounting bolts should be installed using *Red Loctite*, and torqued to the dry values listed in the torque chart based on the bolt size and hardness.

Other structures such as pump mounting bolts should be installed with *Blue Loctite* and torqued to the dry values indicated in the chart.

Bolt tightness should be completed with and checked with a suitable torque wrench.

Torque checks should be completed throughout the life of the mower in accordance with the maintenance chart provided in this manual.







Loose bolts on a frame or in a casting may be a result of:

- Vibration from the mower due to imbalance of the mower blades
- Pulled threads due to over tightening
- Distortion of the hole due to under tightening during installation

Bolts broken or sheared in the mounting structure or tractor may be the result of:

- Improper alignment of the Mounting Plate or Structure such that it is not sitting flat on the mating surface
- Distortion of the bolt due to over-tightening
- Under tightening of the bolts

Check the bolt torque during installation and prior to delivery with a suitable torque wrench.

Proper Torque Values for Standard Bolts			Proper Torque Values for Metric Bolts				
Bolt Diameter			Bolt Diameter				
	Head Marking Three Lines Grade Five	Head Marking Six Lines Grade Eight		Head Marking 4.6	Head Marking 8.8 or 9.8	Head Marking 10.9	Head Marking 12.9
	Pound - Foot Value Dry	Pound - Foot Value Dry		Pound - Foot Value Dry	Pound - Foot Value Dry	Pound - Foot Value Dry	Pound - Foot Value Dry
1/4"	7	10	6mm	3	7	9	10
5/16"	15	22	8mm	6.2	16	23	24
3/8"	26	39	10mm	12	32	45	47
7/16"	42	60	12mm	21	55	79	81
1/2"	64	88	14mm	34	88	126	130
9/16"	100	134	16mm	53	137	196	202
5/8"	128	180	18mm	73	189	270	279
3/4"	227	320	20mm	104	267	382	394
7/8"	365	515	22mm	141	364	520	537
1"	547	772	24mm	179	461	660	680
			27mm	262	676	968	998
			30mm	355	917	1312	1353

To get Newton-Meters multiply pound-foot of torque by 1.356

PARTS SECTION

PARTS ORDERING GUIDE

The following instructions are offered to help eliminate needless delay and error in processing purchase orders for the equipment in this section.

1. The Parts Section is prepared in logical sequence and grouping of parts that belong to the basic machine featured in this manual. Part Numbers and Descriptions are given to help locate the parts and quantities required.
2. The Purchase Order must include the name and address of the person or organization ordering the parts, who should be charged, and if possible, the serial number of the machine for which the parts are ordered.
3. The Purchase Order must clearly list the quantity of each part, the complete and correct part number (be sure to include all periods), and the basic name of the part.
4. The Manufacturer reserves the right to substitute parts where applicable.
5. Some parts are unlisted items which are special production items not normally stocked and are subject to special handling. Request a quotation for such parts before sending a Purchase Order.
6. The Manufacturer reserves the right to change prices without prior notice.

Note: *Please refer to The Safety Section in the front of this Manual for the proper part number when ordering replacement safety decals.*



For maximum safety and to guarantee optimum product reliability, always use genuine Alamo Industrial Parts. The use of inferior replacement parts may cause premature or catastrophic failure which could result in serious injury or death. Direct any questions regarding parts to:

ALAMO
INDUSTRIAL

ALAMO INDUSTRIAL

1502 E. Walnut
Seguin, Texas 78155
830-379-1480



PART NAME INDEX

4: "HV/"DQO 'F RRG' UGE VQP "RCTV"3	9
4: "HV/"DQO 'F RRG' UGE VQP "RCTV"4	;
4: "HV/"DQO 'GZ VGP UKP 'CTO	33
4: "HV/"DQO 'NHV' UGE VQP	35
4: "HV/"O QVQT"CU "TQVCT['J GCF +/"RP "24; 8324;	37
4: "HV/"O QVQT"RCTV"U" TQVCT['J GCF +/"RP "24; 828; 8	38
4: "HV/"URF FNG"CU "TQVCT['J GCF +/"RP "24; 82775E	39
4: "HV/"Z/HFCO G"US 'J GCF "RCTV"U/"RP "24; 84399	3;
4: "HV/"Z/HFCO G"US 'J GCF 'CU /"RP "24; 84399	43
72"R"/"Z/HFCO G'DNCF G'ECTTKGT"CU "F WCN'DCT +/"RP "24; 84943	44
72"R"/"Z/HFCO G'DNCF G'ECTTKGT"CU "RCP +/"RP "24; 86679	45
72"R"/"Z/HFCO G'DNCF G'ECTTKGT"CU "UR I NG'DCT +/"RP "24; 93967	46
72"R"/"Z/HFCO G"US 'J GCF 'CU	47
72"R"/"Z/HFCO G"US 'J GCF 'O QVQT"RCTV"U"O QF GN'P Q0545/; 432/259	49
72"R"/"Z/HFCO G"US 'J GCF 'O QVQT"RCTV"U"O QF GN'P Q0545/; 432/3; 6	4;
72"R"/"Z/HFCO G"US 'J GCF 'O QVQT"CU 'Y /"HKVVP I U	53
72"R"/"Z/HFCO G"US 'J GCF 'RTG"CU	54
82"R"/"US 'J GCF 'CU "DQO /CZG	55
82"R"/"US 'J GCF 'O QVQT"RCTV"U"O QF GN'P Q0544/; 432/329	57
82"R"/"US 'J GCF 'O QVQT"RCTV"U"O QF GN'P Q0545/; 432/259('545/; 432/258	59
82"R"/"US 'J GCF 'O QVQT"RCTV"U"O QF GN'P Q0545/; 432/3; 6	5;
82"R"/"US 'J GCF 'O QVQT"CU	63
82"R"/"US 'J GCF 'URF FNG"/"O QVQT('DNCF G'DCT	65
82"R"/"US 'J GCF 'URF FNG"CU	67
CTVÆ WNCVGF 'CTO 'CU /"39"HV+"RCTV"3	69
CTVÆ WNCVGF 'CTO 'CU /"39"HV+"RCTV"4	6;
CTVÆ WNCVGF 'CTO 'CU /"42/45"HV+"RCTV"3	73
CTVÆ WNCVGF 'CTO 'CU /"42/45"HV+"RCTV"4	75
DW \ 'DCT"J [F 'O QVQT"RCTV"U/"RP "24; 97397	77
DW \ 'DCT"J GCF 'CU '6: "R"/"UP "23529"33/23+("WR"RCI G"3	79
DW \ 'DCT"J GCF 'CU '6: "R"/"UP "23529"33/23+("WR"RCI G"4	7;
DW \ 'DCT"J GCF 'CU '6: "R"/"UP "23529"33/23+("WR"RCI G"5	83
DW \ 'DCT"J GCF 'CU '8: "R"/"UP "23529"33/23+("WR"RCTV"3	85
DW \ 'DCT"J GCF 'CU '8: "R"/"UP "23529"33/23+("WR"RCTV"4	87
DW \ 'DCT"J GCF 'CU '8: "R"/"UP "23529"33/23+("WR"RCTV"5	89
DW \ 'DCT"J GCF 'CU '2; 2"R"/"UP "23528"32/53+('F QY P "RCTV"3	8;
DW \ 'DCT"J GCF 'CU '2; 2"R"/"UP "23528"32/53+('F QY P "RCTV"4	93
DW \ 'DCT"J GCF 'CU '2; 2"R"/"UP "23529"33/23+("WR"RCTV"3	95
DW \ 'DCT"J GCF 'CU '2; 2"R"/"UP "23529"33/23+("WR"RCTV"4	97
DW \ 'DCT"J GCF 'CU '2; 2"R"/"UP "23529"33/23+("WR"RCTV"5	99

GEFFA [A] & E

PART NAME INDEX

DW \ "DCT"URP FNG'CU \ "UP"DD/2343; () 9;

ECI G'CU \ "WP >UCN'O QWP V () : 3

F KVEJ GT/"DNCF G'J GCF 'CU \ *HY F "TQV+/"RP "24: 97523 () : 5

F KVEJ GT/"DNCF G'J GCF 'CU \ *TGX'TQV+/"RP "24: ; : 723 () : 6

F KVEJ GT/"J GCF 'CU \ "RP "24437635 () : 7

F KVEJ GT/"J QWUR I 'CU \ *HY F "TQV+/"RP "24: 95; 22 () : 8

F KVEJ GT/"J QWUR I 'CU \ *TGX'TQV+/"RP "24: ; : 822 () : 9

F KVEJ GT/"J [F "UEJ GO CVÆ "Y /RCTVU () : ;

F KVEJ GT/"O QVQT'CU \ *P GY "UV [NG+/"RP "24; 9: 332 () ; 3

F KVEJ GT/"O QVQT'CU \ *QNF "UV [NG+/"RP "24: 92322 () ; 4

F KVEJ GT/"O QVQT'RCTVU *P GY "UV [NG+/"RP "24; 9: 332 () ; 5

F KVEJ GT/"O QVQT'RCTVU *QNF "UV [NG+/"RP "24: 92322 () ; 7

F KVEJ GT/"URP FNG'CU \ "RP "24: 9452 () ; 9

F KVEJ GT/"URP FNG'CU \ "RP "24; 95558 () ; :

HNKVT'CU \ "RP "24; 83222 () ; ;

HNCK'NZG/"J GCF 'CU \ *UP "26472("WR+R"CTV"3- () 323

HNCK'NZG/"J GCF 'CU \ *UP "26472("WR+R"CTV"4- () 325

HNCK'NZG/"O QVQT'CU \ *UP "HC/26472("WR+/"RP "24; 85: ; 5 () 327

HNCK'NZG/"O QVQT'RCTVU *UP "HC/26472("WR+/"RP "24; 8389: () 329

J X ['F V ["HNCK"/"6: "R"CPF "82"R "J GCF 'CU \ "R"CTV"3- () 32;

J X ['F V ["HNCK"/"6: "R"CPF "82"R "J GCF 'CU \ "R"CTV"4- () 333

J X ['F V ["HNCK"/"I CW G"Y J GGNU () 335

J ['F "EWWVGT"XCNXG/"RP "24; 7947 () 337

J ['F "EWWVGT"XCNXG'CU \ "RP "24; 832; 2 () 339

J ['F "EWWVGT"XCNXG'CU \ "R"UVCNNCVQP/"RP "24; 82787 () 33:

J ['F "E ['N'CU \ "F "RRGT" *39"HV+/"RP "24; 89239 () 33;

J ['F "E ['N'CU \ "F "RRGT" *42/45"HV+/"RP "24; 839: 2 () 343

J ['F "E ['N'CU \ "F "RRGT" *4: "HV+/"RP "24444222" *25/22("F QY P () 345

J ['F "E ['N'CU \ "F "RRGT" *4: "HV+/"RP "24444222" *26/22("WR- () 347

J ['F "E ['N'CU \ "GZ VGP UQP" *4: "HV+/"RP "24; 836: 7E () 349

J ['F "E ['N'CU \ "N"KV" *39"HV+/"RP "24; 844; 9 () 34;

J ['F "E ['N'CU \ "N"KV" *42/45/4: "HV+/"RP "24; 8399; () 352

J ['F "E ['N'CU \ "UY R I " *39/42/45/4: "HV+/"RP "24; 8399: () 353

J ['F "E ['N'CU \ "V"KV" *39/42/45"HV+/"RP "24; 89238 () 354

J ['F "E ['N'CU \ "V"KV" *4: "HV+/"RP "24; 839: 9 () 355

J ['F "RWO R'CU \ *HTQP VUR I NG+/"RP "24; 83: 49 () 356

J ['F "RWO R'CU \ *HTQP V"VCP F GO +/"RP "24; 83: 48 () 357

J ['F "RWO R'CU \ *TGCT"UR I NG"762"TRO +/"RP "24; 842; 8 () 358

J ['F "RWO R'CU \ *TGCT"VCP F GO "762"TRO +/"RP "24; 842; 9 () 359

GEFFUT AEI IEI DUBAEI I H ANWUAACAEFFF

PART NAME INDEX

J [F 'RWO R'RCTVU*H'QP V'UR I NG+/'RP "24; 8369 35;

J [F 'RWO R'RCTVU*H'QP V'VCP F GO +/'RP "24; 8395 363

J [F 'RWO R'RCTVU*TGCT'UR I NG'762'TRO +/'RP "24; 86; 6 365

J [F 'RWO R'RCTVU*TGCT'VCP F GO '762'TRO +/'RP "24; 86; 6: 367

J [F 'UEJ GO CVK*39'HV+*RCTV'3 369

J [F 'UEJ GO CVK*39'HV+*RCTV'4 36;

J [F 'UEJ GO CVK*42/45'HV+*RCTV'3 373

J [F 'UEJ GO CVK*42/45'HV+*RCTV'4 375

J [F 'UEJ GO CVK*Y /RCTVU*4: 'HV+*RCTV'3 377

J [F 'UEJ GO CVK*Y /RCTVU*4: 'HV+*RCTV'4 379

J [F 'XCNXG'DCP M*4: 'HV+/'RP "24; 7983 37;

J [F 'XCNXG'DCP M'E QXGT 383

J [F 'XCNXG'DCP M*Y /'HKV'UR I U/'RP "24; 844; : 385

J [F 'XCNXG'TGO QVGEQP VTQN'ECDNGU('O QWP V 387

J [F 'XCNXG'UGI O GP V/'HNQC V 389

J [F 'XCNXG'UGI O GP V/'P QP /HNQC V 38:

J [F TQ'HNQC V'QRVQP 38;

LQ[UVKEMEQP UQNG'CU 393

MRP I 'RQUV'CVCEJ O GP V*Y /RNCR 'DWUJ RPI U 395

MRP I 'RQUV'CVCEJ O GP V*Y /UGTTCVGF 'DWUJ RPI U 397

O CR 'HTCO G'CU *25/28('F QY P +*RCTV'3 399

O CR 'HTCO G'CU *25/28('F QY P +*RCTV'4 39;

O CR 'HTCO G'CU *26/28('WR+*RCTV'3 3: 3

O CR 'HTCO G'CU *26/28('WR+*RCTV'4 3: 5

O QWP VUR I 'EQO RQP GP VU/'EQO O QP 'RCTVU'DQZ *QRVQP - 3: 7

UKMNG'DCT('DCUMGV'CU *4: 'HV'DQO 3: 9

UKMNG'DCT/'DCUE 'FTKXG*RCTVU+/'RP "2888422 3: ;

UKMNG'DCT/'E WVG'T'DCT'CU 3: 3

UKMNG'DCT/'J GCF'CU /'RP "24; 8439; 3: 5

UKMNG'DCT/'J [F 'FTKXG'CU /'RP "2888322 3: 7

UKMNG'DCT/'J [F 'O QVQT'CU /'RP "2669522 3: 9

UKMNG'DCT/'J [F 'XCNXG/'RP "22972275/'*UIP 'CD/27; ; ; '23/26('F QY P 3; ;

UKMNG'DCT/'J [F 'XCNXG/'RP "22972275C*UIP 'CD/28222('WR- 423

UKMNG'DCT/'MP RIG'CU 425

UNQRG'O QY GT'J GCF/'DNCF G'DCT'CU /'RP "24; 7969: 426

UNQRG'O QY GT'J GCF/'ECUVGT'Y J GGN'CU 427

UNQRG'O QY GT'J GCF/'J GCF'CU /'RP "24; 8439 429

UNQRG'O QY GT'J GCF/'J GCF'UWD/CU 42;

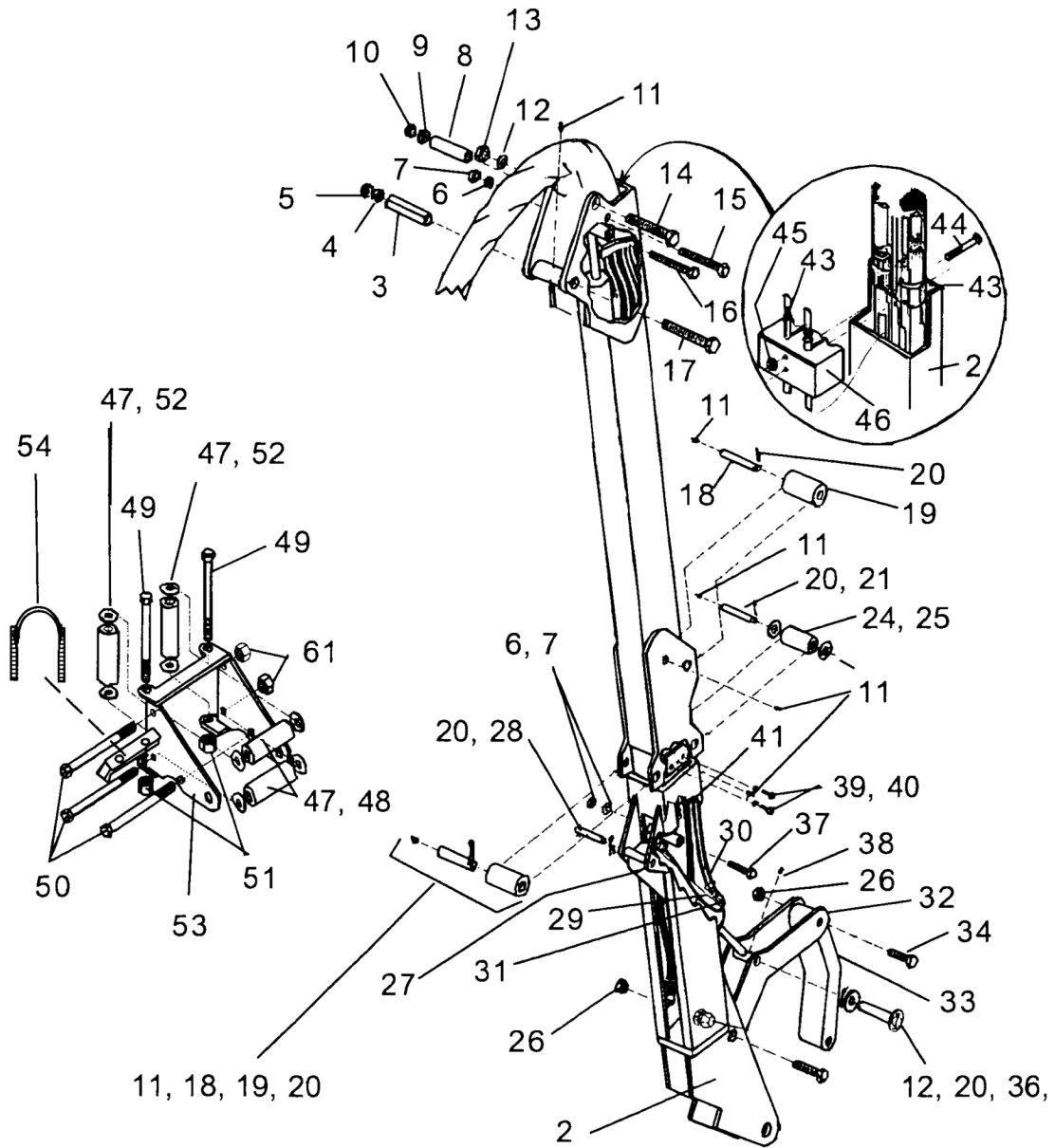
UNQRG'O QY GT'J GCF/'O QVQT'CU /'RP "24; 828; 8 432

GEFFA [A] A & E

PART NAME INDEX

UNQRG'O QY GT"J GCF"/"O QVQT"RCTVU/"RP "24; 828; 8	433
URGGF 'EJ CPI GT"*TGCT"RVQ'O P V+/"RP "2297: ; ; 3	435
VIO DGTECV/"J GCF "CU ["*"RCTV"3	437
VIO DGTECV/"J GCF "CU ["*"RCTV"4	439
XCNXG'CUUGO DN ["/"6"URQQN"HKZ GF 'F KURNCEGO GP V"*QRVIQP	43;
XCNXG'CUUGO DN ["/"7"URQQN"HKZ GF 'F KURNCEGO GP V"*QRVIQP	443
XCNXG'CUUGO DN ["/"QE HF "U [U"6"("7"URQQN"*QRVIQP	445

28 FT - BOOM DIPPER SECTION (PART 1)



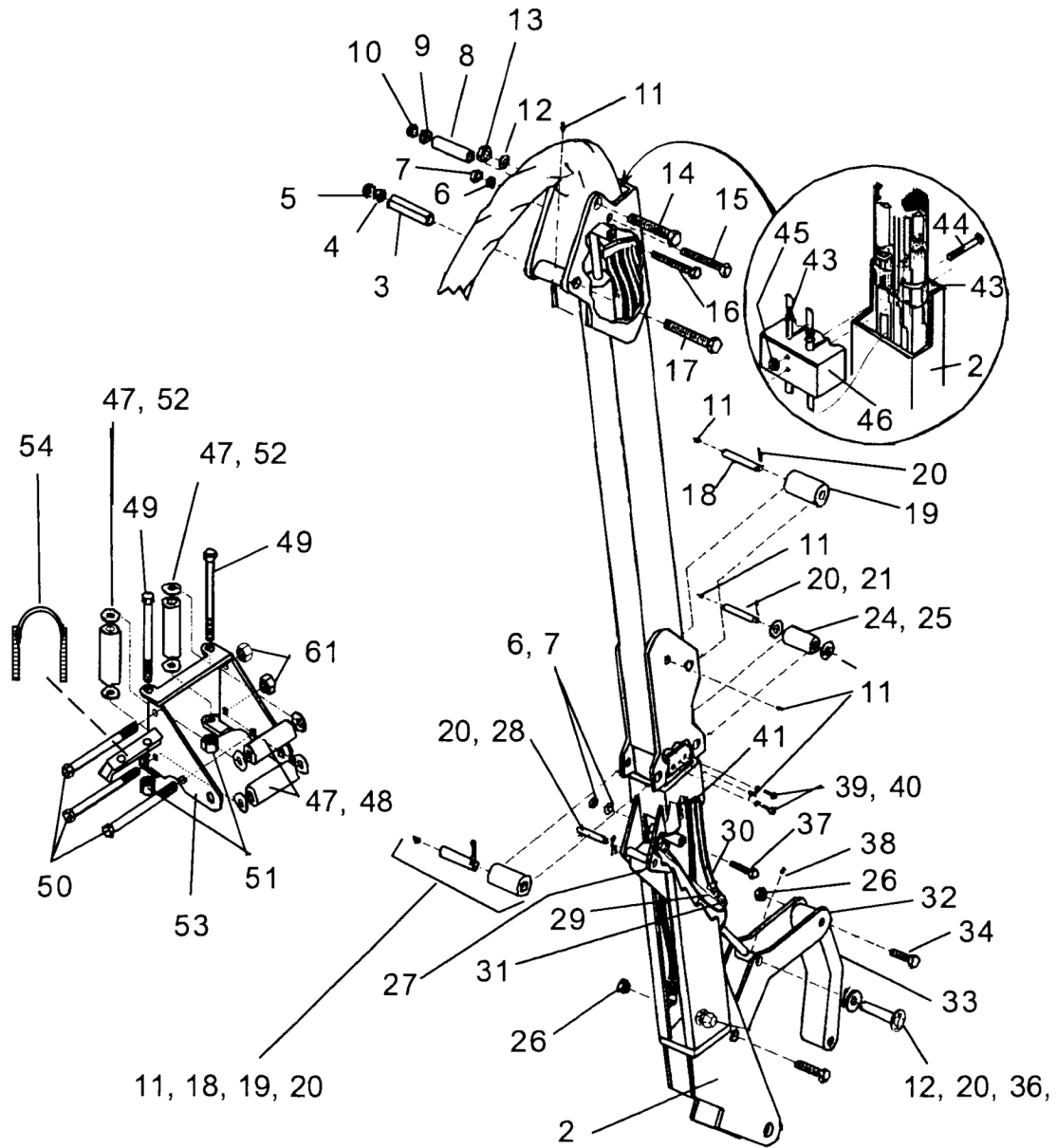
28 FT - BOOM DIPPER SECTION (PART 1)

Continued...

ITEM	PART NO.	QTY.	DESCRIPTION
1	02288400	1	SLEEVE, BOOM WLDMNT
2	02958924	1	EXTENSION ARM WLDMNT
3	02959268	2	BUSHING
4	02957089	1	LOCKWASHER
5	02921700	1	NUT
6	00003901	2	LOCKWASHER
7	00000200	2	NUT
8	02289400	1	ROLLER HOSE
9	00001300	1	LOCKWASHER
10	00001200	1	NUT
11	00003500	6	GREASE FITTING
12	00759946	6	WASHER
13	02030300	1	LOCKNUT
14	02956972	2	BOLT
15	02959302	1	BOLT
16	02758400	2	BOLT
17	02958938	1	PIN, MAIN WLDMNT
18	02289100	2	PIN, ROLLER (LARGE)
19	02289600	7	ROLLER ASY, (LARGE)
20	00606000	7	COTTER PIN
21	02289300	1	PIN, ROLLER (SMALL)
22	02971796	1	CYLINDER ASY, EXTENSION CYL.
23	02905300	2	HOSE, # 4 X 200" LONG
24	02289500	1	ROLLER ASY. (SMALL)
25	02774500	2	WASHER SPACER
26	00037200	2	LOCKNUT
27	02961787	1	TILT CYL ASSY-28 BOOM
28	02960528	1	CYLINDER ASY.
29	02965364	1	HOSE, # 4 X 26" LONG
30	02955365	1	HOSE, # 4 X 12" LONG
31	02960018	2	ELBOW, 90 DEG.
32	02958927	1	LINKAGE ARM ASY.
33	02967021	1	LINKAGE ARM ASY.
34	00752405	1	BOLT
35	02956918	2	CAP
36	02960049	1	PIN WLDMNT, DIPPER
37	02769200	1	BOLT
38	00752670	5	GREASE FITTING
39	00750959	4	BOLT
40	02043900	4	LOCKWASHER
41	02968301	2	HOSE, #4 X 100" LONG

A-BOOM (04-04) SN 04837 - UP Rev 01-11

28 FT - BOOM DIPPER SECTION (PART 2)

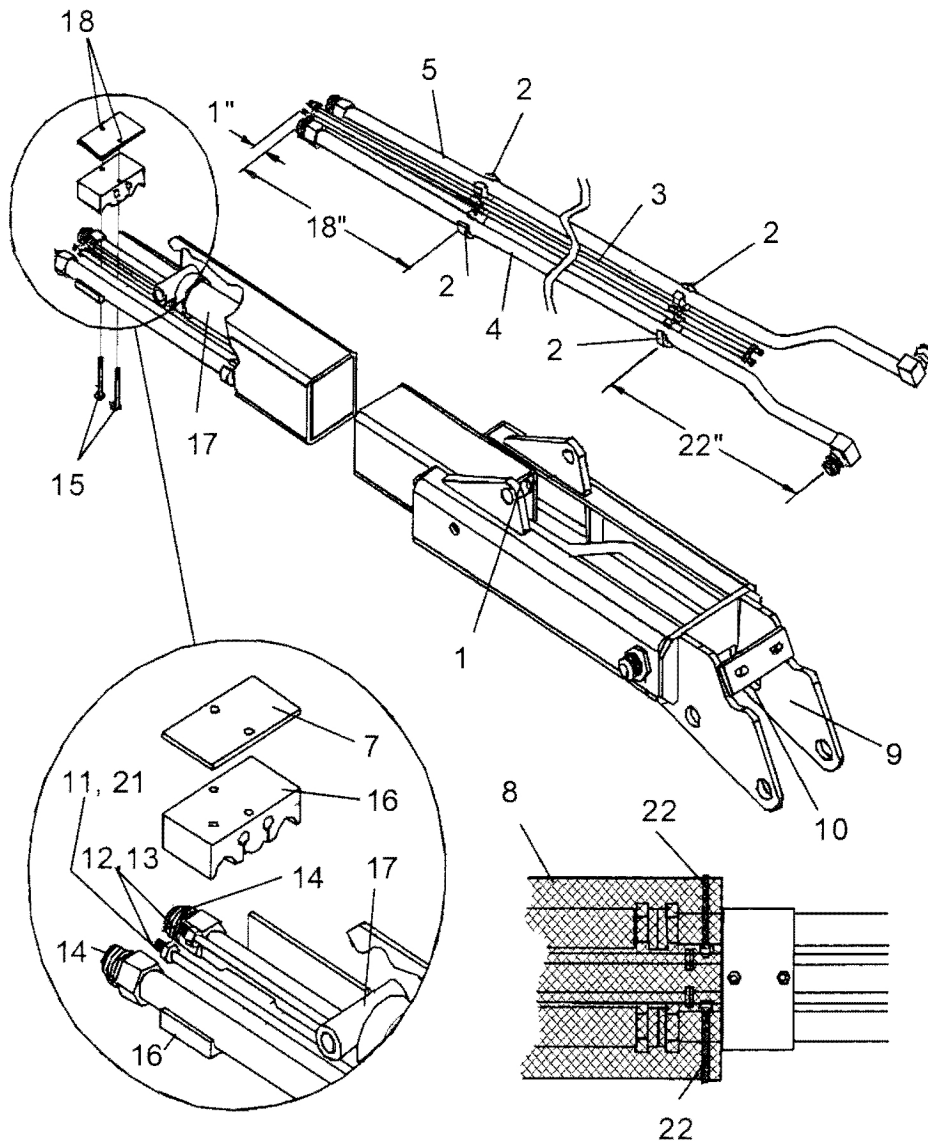


28 FT - BOOM DIPPER SECTION (PART 2)

Continued...

ITEM	PART NO.	QTY.	DESCRIPTION
42	02223900	2	WEAR PLATE
43	02965357	1	HOSE CLAMP BAR
44	02965358	2	CARRIAGE BOLT
45	02959924	2	LOCKNUT
46	02965367	1	PLATE, TUBING CLAMP
47	00002700	12	FLATWASHER
48	02963111	2	HOSE ROLLER
49	00751582	2	BOLT
50	02959302	3	BOLT
51	00001800	8	LOCKNUT
52	02963110	2	HOSE ROLLER
53	02963109	1	HOSE ROLLER WLDMNT ASY.
54	02968308	1	HOSE CLAMP WLDMNT
	00015800	2	LOCKNUT, F/ ITEM 54 (NOT SHOWN)

28 FT - BOOM EXTENSION ARM

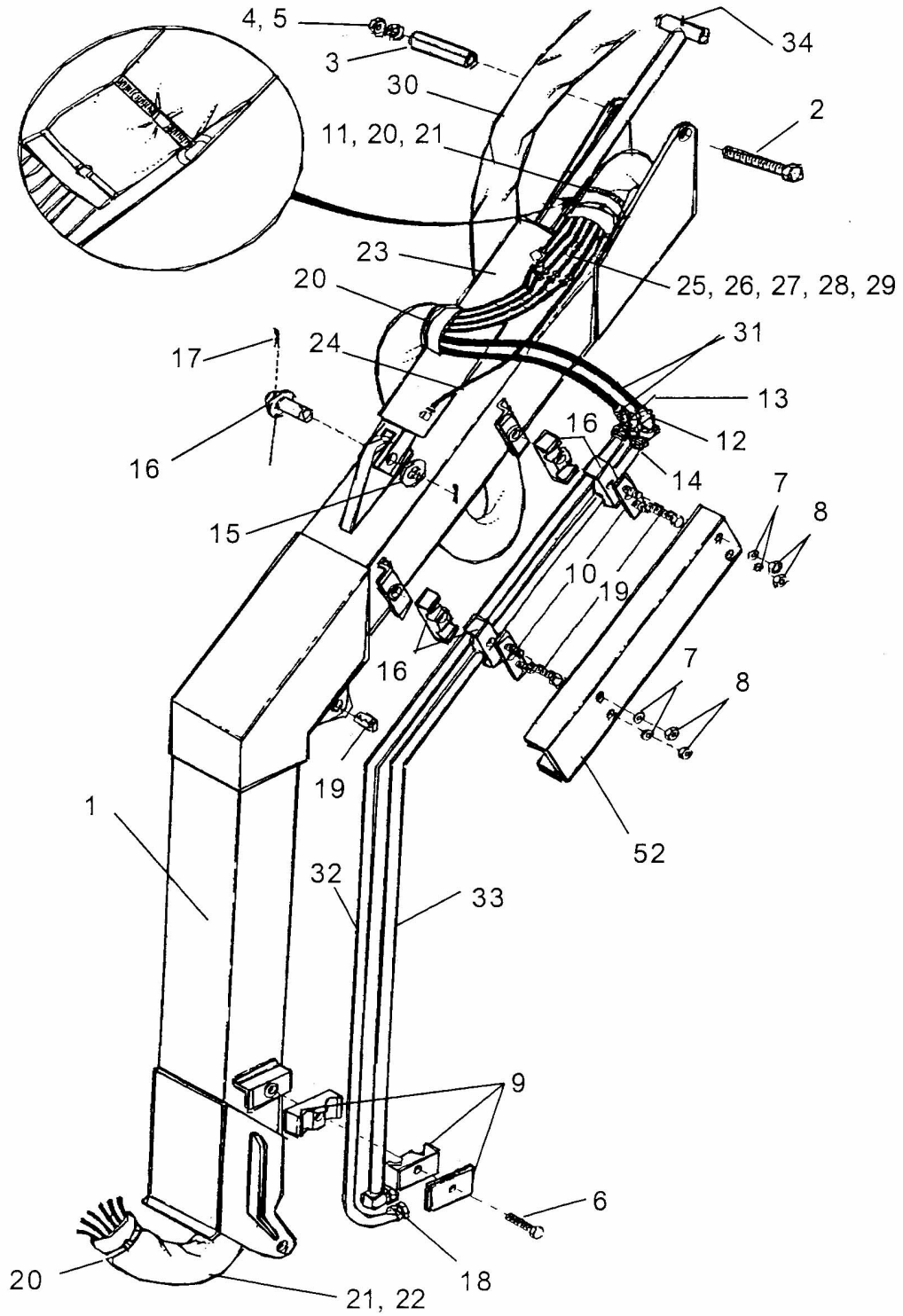


28 FT - BOOM EXTENSION ARM

Continued...

ITEM	PART NO.	QTY.	DESCRIPTION
1	02966574	2	SPACER
2	02966483	4	TUBE CLAMP
3	02966482	2	HYDRAULIC TUBE
4	02966481	1	HYDRAULIC TUBE, RH
5	02966480	1	HYDRAULIC TUBE, LH
7	02965367	1	CLAMP PLATE
8	02965366	1	SLEEVING W/ EYELETS
9	02965365	1	HOSE, # 4 X 12" LONG
10	02965364	1	HOSE, # 4 X 26" LONG
11	02965363	2	HOSE, # 4 X 100" LONG
12	02965361	2	HOSE, # 6 X 100" LONG
13	02965360	2	HOSE, # 6 X 202" LONG
14	02965359	2	HOSE, # 16 X 98" LONG
15	02965358	2	CARRIAGE BOLT
16	02965357	2	TUBING CLAMP SET
17	02971796	1	CYLINDER ASY, EXTENSION CYL.
18	02959924	2	LOCKNUT
19	02957475	1	SLEEVING, TOP LIFT SECTION
20	02906300	1	SLEEVING, BOTTOM LIFT SECTION
21	02905300	2	HOSE, # 4 X 200" LONG
22	02753400	5	PLATIC TIE

28 FT - BOOM LIFT SECTION

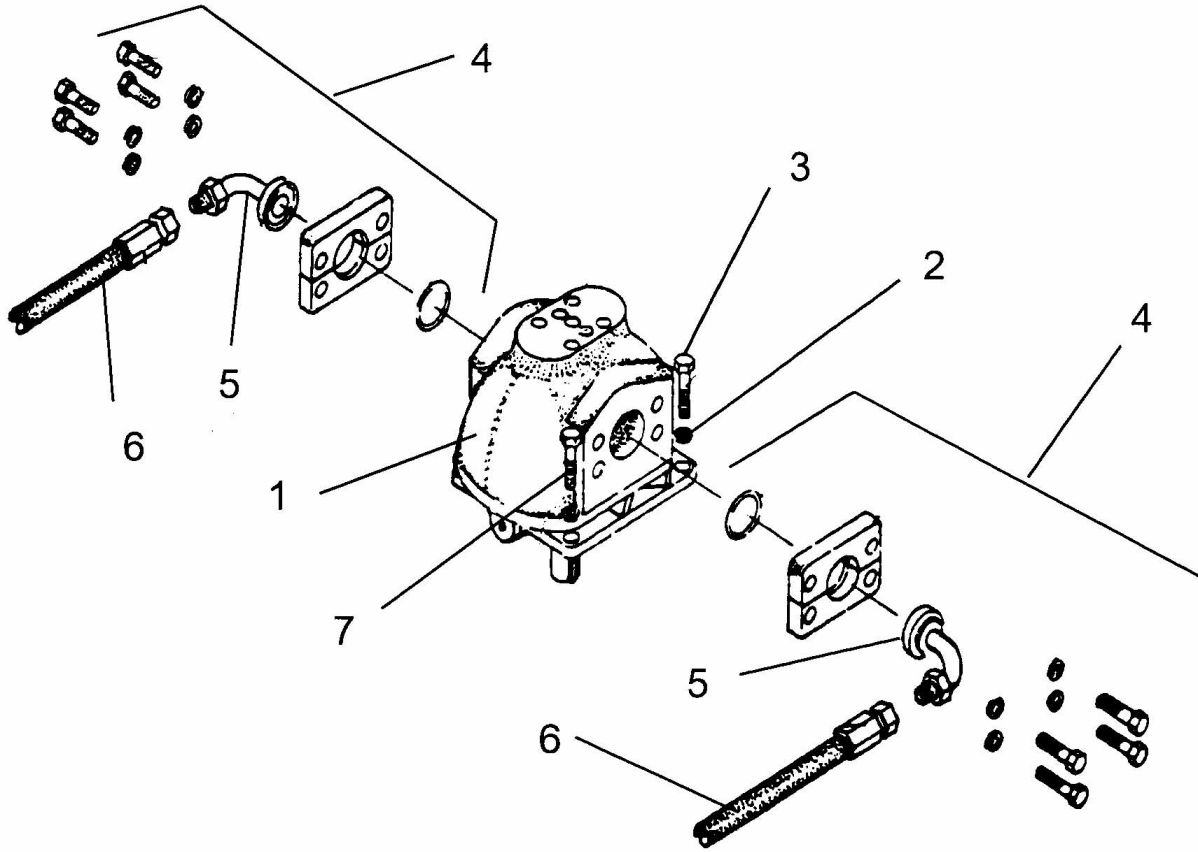


28 FT - BOOM LIFT SECTION

Continued...

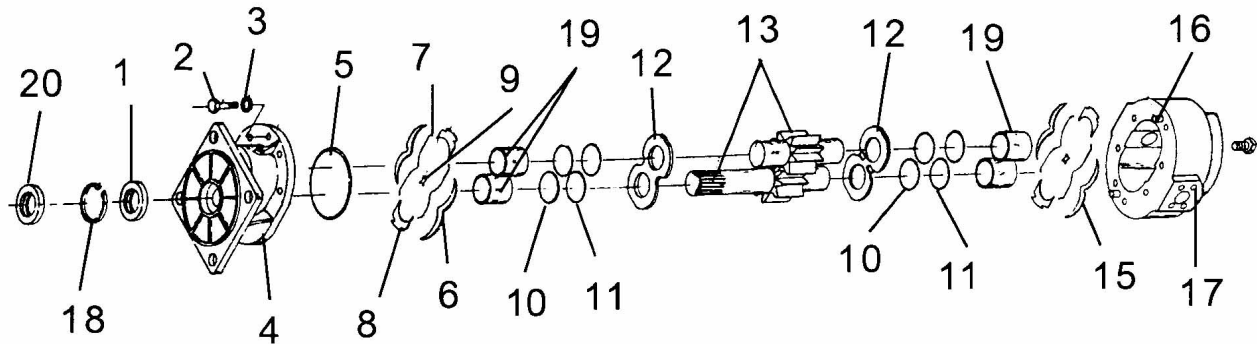
ITEM	PART NO.	QTY.	DESCRIPTION
1	02961112	1	LIFT SECTION WLDMNT
2	02958938	1	MAIN PIN WLDMNT
3	02959268	2	BUSHING
4	02957089	1	LOCKWASHER
5	02921700	1	NUT
6	02152800	3	BOLT
7	00002700	12	FLATWASHER
8	00001800	8	LOCKNUT
9	02963154	3	CLAMP, STEEL TUBING
10	02963323	2	COVER WLDMNT, MOUNT BRACKET
11	02026200	1	HOSE CLAMP
12	02959154	1	ELBOW, 45 DEG.
13	02956851	2	ELBOW
14	02961286	2	ADAPTER, STRAIGHT
15	00749946	6	WASHER
16	02960049	1	DIPPER PIN WLDMNT
17	00606000	7	COTTER PIN
18	02960506	2	CAP
19	02959225	1	BUSHING, CONNEX
20	02753400	5	PLASTIC TIE
21	02957475	1	SLEEVING, 69" LONG
22	02906300	1	SLEEVING
23	02222000	1	CYLINDER ASY, DIPPER
24	02962023	1	HOSE, # 4 X 12" LONG
25	02968299	2	HOSE, # 6 X 100" LONG
26	02215700	1	HOSE, # 4 X 190" LONG
27	02968301	2	HOSE, # 4 X 100" LONG
28	02905300	2	HOSE, # 4 X 200" LONG
29	02965360	2	HOSE, # 6 X 202" LONG
30	02968303	1	SLEEVING W/ GROMMETS
31	02968302	2	HOSE, # 16 X 98" LONG
32	02960982	1	TOP FOUR LINKAGE HYD. TUBE
33	02960983	1	TOP FOUR LINKAGE HYD. TUBE
34	00003500	6	GREASE FITTING

28 FT - MOTOR ASY (ROTARY HEAD) - PN 02961029



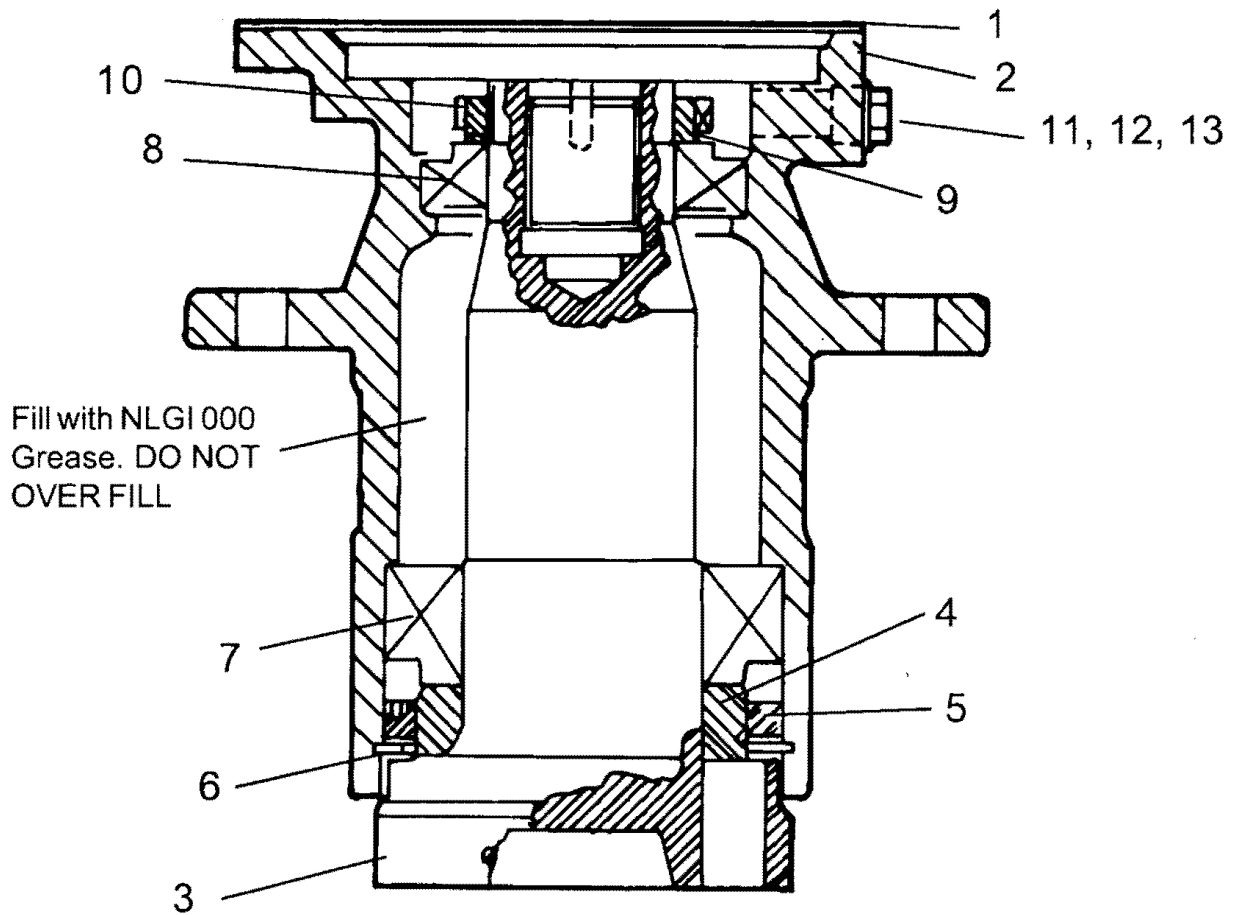
ITEM	PART NO.	QTY.	DESCRIPTION
	02961029	-	MOTOR ASY, W/ FITTINGS
1	02960696	1	MOTOR ASY, W/O FITTINGS
2	63000500	4	WASHER
3	02788400	2	BOLT
4	00749103	1	SPLIT FLANGE KIT
5	02705100	2	ELBOW
6	02958647	2	HOSE
7	02960951	2	STUD

28 FT - MOTOR PARTS (ROTARY HEAD) - PN 02960696



ITEM	PART NO.	QTY.	DESCRIPTION
	02960696	-	MOTOR ASY.
1	* SEAL KIT	1	SEAL (IN ITEM 21)
2	* SEAL KIT	8	BOLT (IN ITEM 21)
3	* SEAL KIT	8	FLATWASHER (IN ITEM 21)
4	02721000	1	FLANGE
5	* SEAL KIT	1	O-RING (IN ITEM 21)
6	02721500	2	BOTTOM ISOLATION PLATE
7	* SEAL KIT	4	SEALING STRIP (IN ITEM 21)
8	* SEAL KIT	4	END SEPERATOR (IN ITEM 21)
9	* SEAL KIT	2	CENTER SEPERATOR (IN ITEM 21)
10	* SEAL KIT	4	O-RING (IN ITEM 21)
11	* SEAL KIT	4	BACK UP RING (IN ITEM 21)
12	02721300	2	PRESSURE PLATE
13	02961071	1	DRIVE & IDLER GEAR SET
15	02721400	2	TOP ISOLATION PLATE
16	02721700	2	DOWEL PIN
17	NFS	1	BODY
18	02721800	1	SNAP RING
19	02721600	4	STEEL RING
20	* SEAL KIT	1	SEAL (IN ITEM 21)
21	02720000	1	SEAL KIT (ITEMS 1,2,3,5,7,8,9,10,11 & 20)

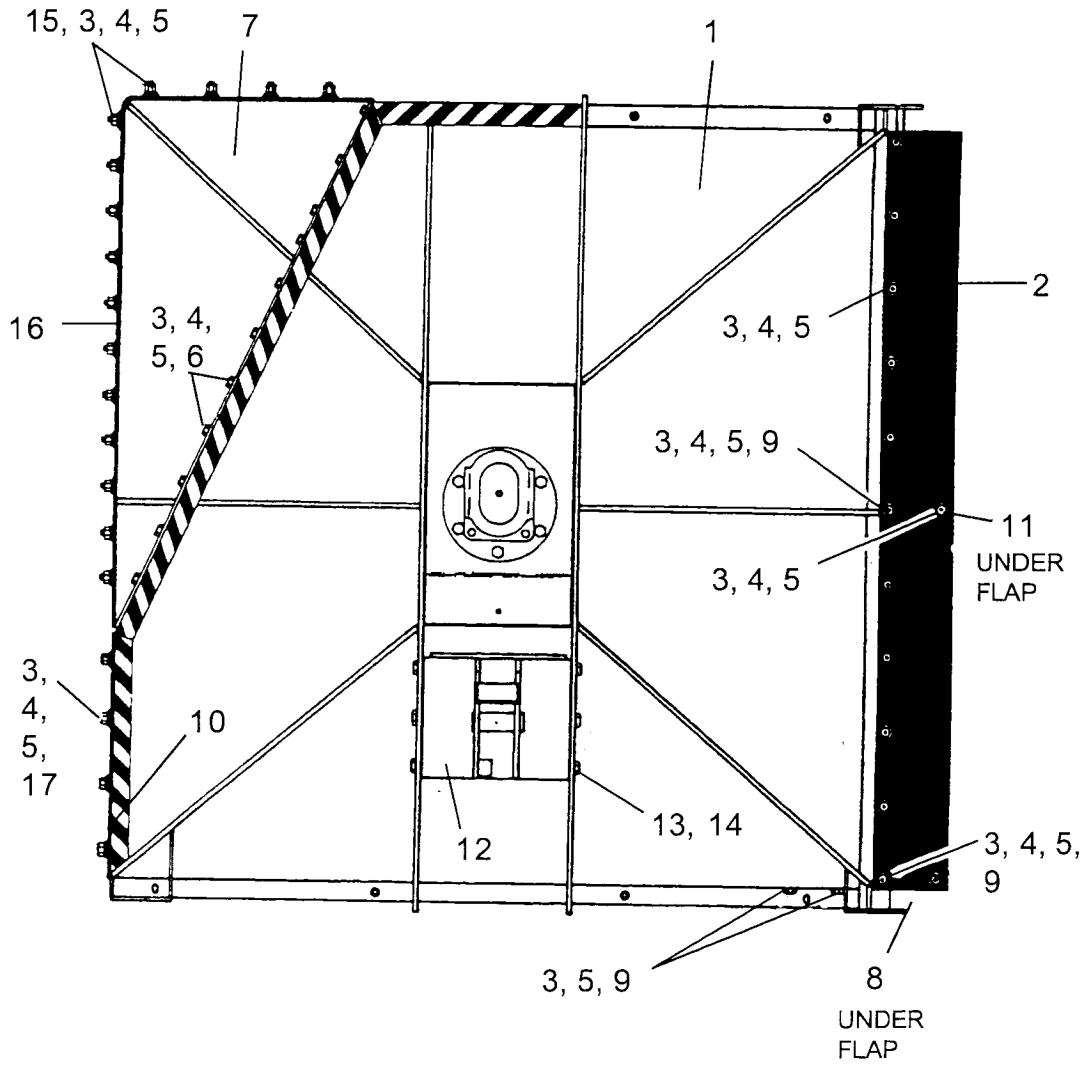
28 FT - SPINDLE ASY (ROTARY HEAD) - PN 02960553C



ITEM	PART NO.	QTY.	DESCRIPTION
	02960553C	-	SPINDLE ASY. COMPLETE
1	02961038	1	GASKET
2	02960562C	1	SPINDLE HOUSING
3	02960561	1	SPINDLE SHAFT
4	02960558	1	BEARING RING
5	02960559	1	SEAL
6	00754627	1	SNAP RING
7	02960557	1	BEARING ASY, CUP & CONE (LOWER)
8	00755628	1	BEARING ASY, CUP & CONE (UPPER)
9	02964269	1	LOCKING WASHER
10	02962030	1	BEARING ADJUSTING NUT
11	00755633	1	PLUG
12	02959860	1	PRESSURE RELIEF PLUG
13	00751731	1	REDUCER

THIS PAGE INTENTIONAL LEFT BLANK

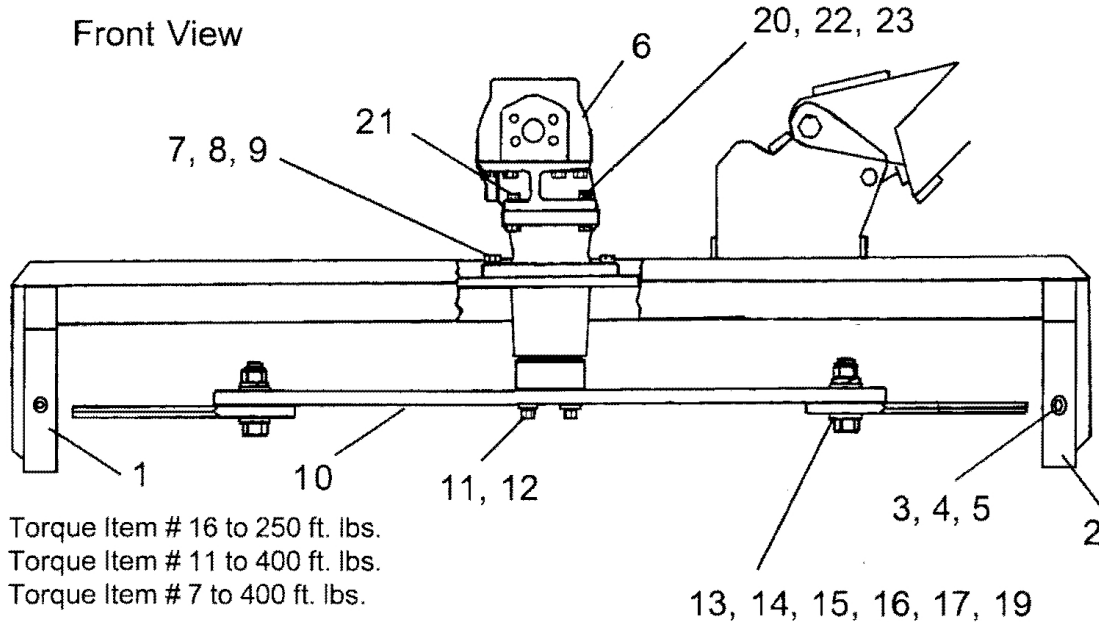
28 FT - X-FRAME SQ HEAD (PARTS) - PN 02962177



28 FT - X-FRAME SQ HEAD (PARTS) - PN 02962177**Continued...**

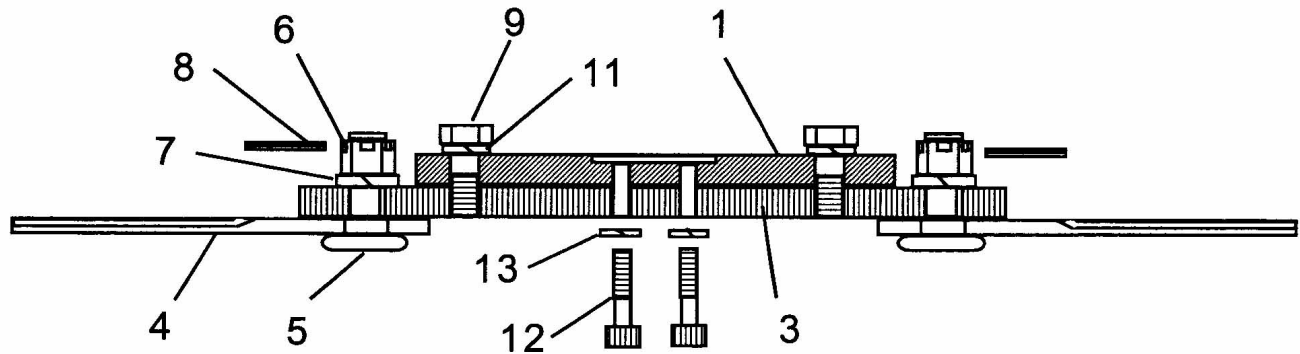
ITEM	PART NO.	QTY.	DESCRIPTION
1	02957436	1	SQUARE HEAD WLDMNT
2	02885700	2	REAR FLAP
3	00011100	67	WASHER
4	02035800	42	WASHER
5	00015800	48	NUT
6	00023100	11	BOLT
7	02959952	1	FRONT GUARD WLDMNT
8	02957380	1	SIDE GUARD
9	00059700	4	BOLT
10	02959957	1	FRONT DEFLECTOR FLAP
11	02957496	1	REAR FLAP RETAINER
12	02958644	1	HITCH POST ASY, W/ BUSHING & GREASE FITTING
	02958459	1	HITCH POST ONLY
	00003500	1	GREASE FITTING ONLY
	02958424	1	BUSHING ONLY
13	02892100	6	BOLT
14	00037200	6	NUT
15	00023100	13	BOLT
16	24; 7; ; 78	1	FLAP GUARD
17	00007000	19	BOLT
	5710121	1	COVER PLATE (NOT SHOWN)
	5F5180	2	WINGNUT (F/ COVER PLATE)
18	02959955	1	HEAD GUARD ASY. (ITEMS 5,7,15 & 16)
19	02959958	1	DEBRIS DEFLECTOR, (USE WHEN ITEM 7 IS REMOVED)
20	02959959	1	DEBRIS DEFLECTOR, (USE WHEN ITEM 7 IS REMOVED)

28 FT - X-FRAME SQ HEAD ASY - PN 02962177



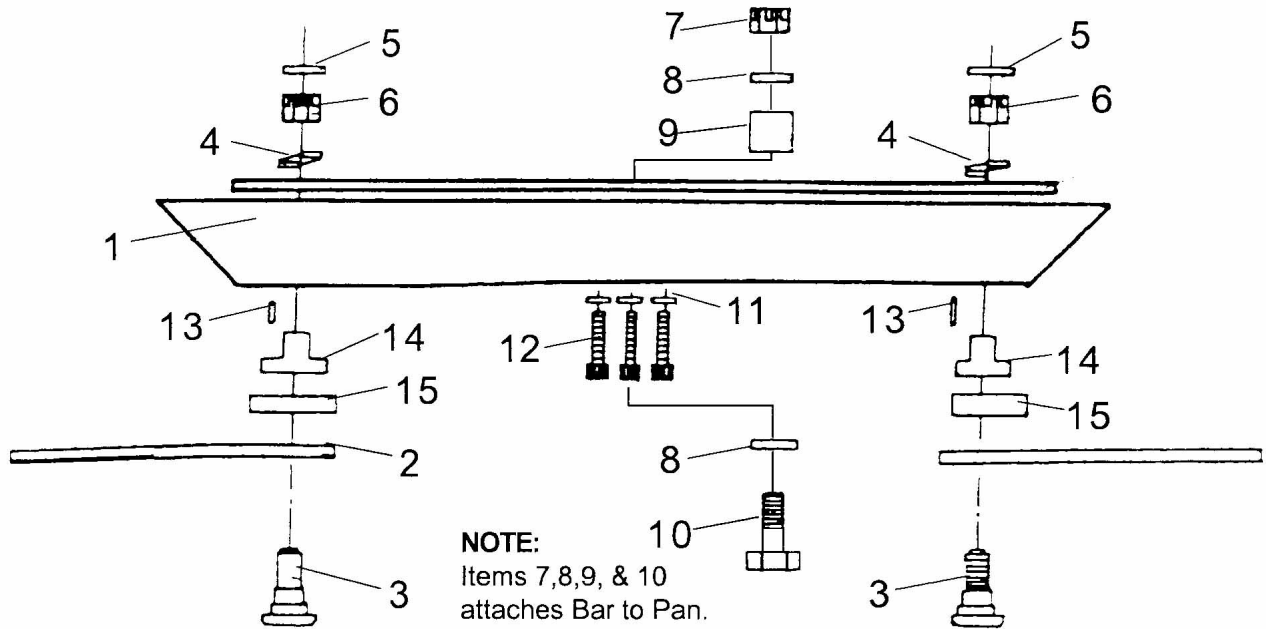
ITEM	PART NO.	QTY.	DESCRIPTION
1	02957331	1	SKID SHOE, RH 41-1/2" LONG
2	02957332	1	SKID SHOE, LH 61-1/2" LONG
3	00059700	7	BOLT
4	00011100	7	FLATWASHER
5	00015800	7	NUT
6	02960920	1	MOTOR AND SPINDLE HOUSING ASY.
	02960553C	1	SPINDLE ASY ONLY
7	02959390	6	BOLT
8	00003901	6	LOCKWASHER
9	00037200	6	NUT
10	02957357	1	BLADE BAR ASY. (ITEMS 13 THRU 19)
11	02708700	4	BOLT
12	00003901	4	LOCKWASHER
13	02957347	2	BLADE BUSHING
14	00748547	4	WASHER
15	02957342	1	BLADE BAR
16	00749005	2	BLADE BOLT
17	02030300	2	BLADE NUT
19	00127028	2	BLADE
20	02960951	2	STUD
21	02788400	2	BOLT
22	00001800	4	NUT
23	63000500	2	WASHER

50 IN - X-FRAME BLADE CARRIER ASY (DUAL BAR) - PN 02962721




ITEM	PART NO.	QTY.	DESCRIPTION
	02962721	-	BLADE CARRIER ASY, BAR W/ ITEMS 1 THRU 11 ONLY
1	02962636	1	BAR BLADE, TOP LEAF
3	02962637	1	BAR BLADE, BOTTOM LEAF
4	02962634	1	BLADE MATCHED SET, (2 BLADES)
5	02782900	2	BLADE BOLT
6	00020900	2	SLOTTED NUT
7	02957089	2	LOCKWASHER
8	00023200	2	ROLL PIN
9	02782200	2	BOLT, SPECIAL
11	02032200	2	LOCKWASHER
12	02961298	4	BOLT, SOCKET HEAD
13	00003901	4	LOCKWASHER, HEAVY
14	02984572	1	BLADE BOLTS, NUTS, ROLLPIN KIT, (2 EA OF ITEMS 5, 6 & 8)

50 IN - X-FRAME BLADE CARRIER ASY (PAN) - PN 02964457



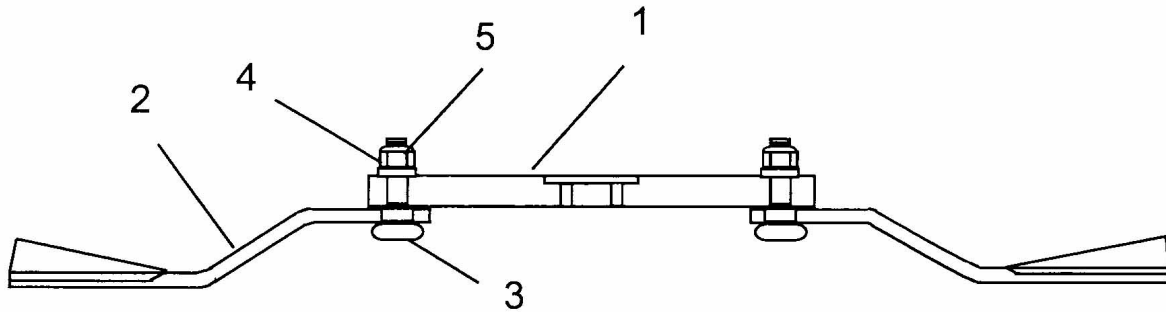
TORQUE ITEM #12 TO 400 FT./LBS.

DANGER: Blades should always be replaced in sets. Blades of different weights can cause serious imbalance and damage to the machine and personnel. When replacing blades, **BLADE BOLTS, BUSHINGS, NUTS, AND WASHERS MUST BE CHANGED.**

 Roll pin #5 must be installed to prevent nut from becoming loose and blade from being thrown from the machine.

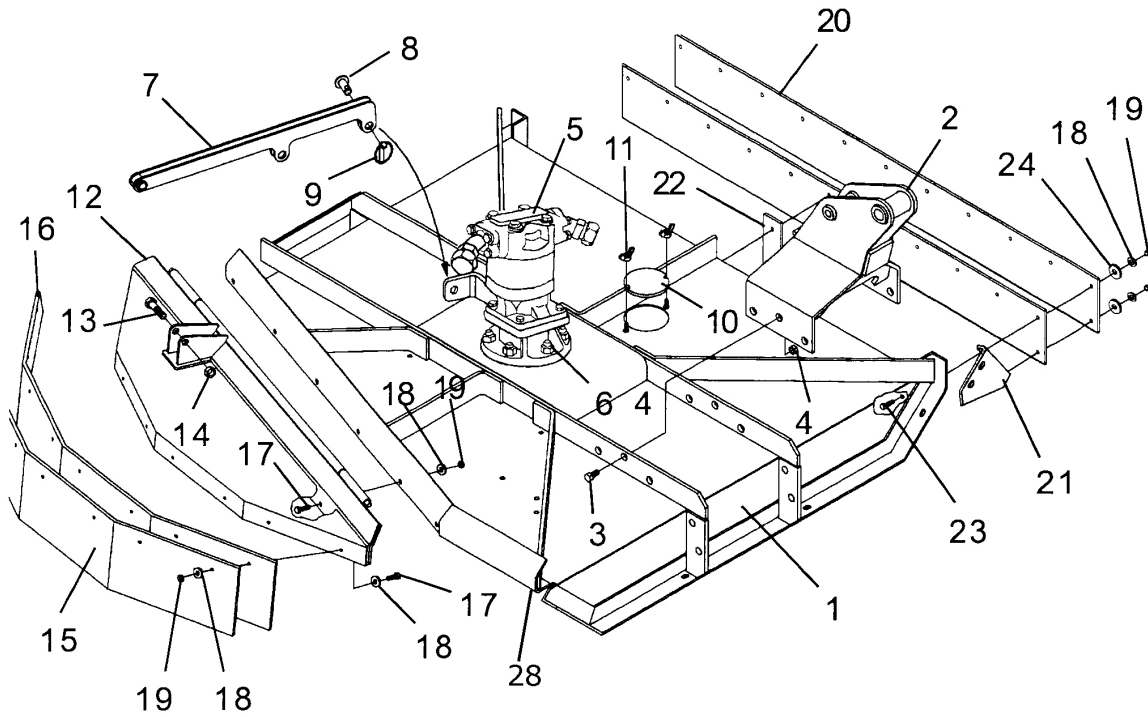
ITEM	PART NO.	QTY.	DESCRIPTION
	02964457	-	THREE BLADE PAN ASY (W/ 3 BLADE SET) , W/ ITEMS 1 THRU 10
1	02964804	-	PAN & SPYDER ASY W/ ITEMS 7,8,9 & 10
2	02962634	1	BLADE, MATCHED SET, (2) OPTIONAL (NOT INCLUDED IN ASY)
	02962722	1	BLADE, MATCHED SET (3) STANDARD
3	02964330	3	BLADE BOLT, KEYED
4	00755623	3	WASHER
5	00023200	3	ROLL PIN
6	00020900	3	SLOTTED NUT, HEAVY
7	02030300	-	LOCKNUT (1 IN EACH HOLE W/O BLADE)
8	00748547	-	FLATWASHER (2 IN EACH HOLE W/O BLADE)
9	02964162	-	SPACER (1 IN EACH HOLE W/O BLADE)
10	7A16824	-	BOLT (1 IN EACH HOLE W/O BLADE)
11	00003901	4	LOCKWASHER, HEAVY
12	02886600	4	BOLT, SOCKET HEAD
13	02964954	3	KEY
14	02964161	3	BUSHING, KEYED F/ BLADE BOLT
15	02965229	3	FLAT WASHER, SPECIAL

50 IN - X-FRAME BLADE CARRIER ASY (SINGLE BAR) - PN 02971745

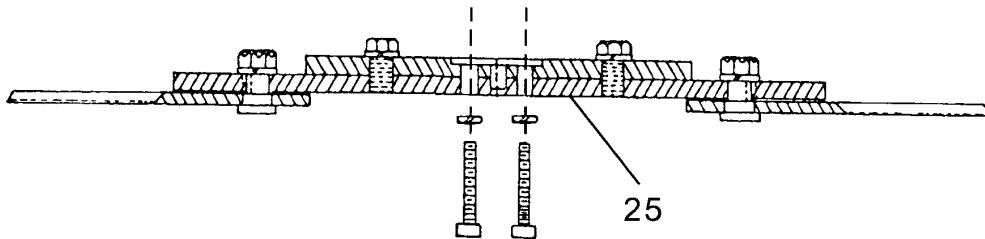


ITEM	PART NO.	QTY.	DESCRIPTION
	02971745	-	BLADE BAR ASY, SINGLE BAR W/ ITEMS 1 THRU 5
1	02970195	1	BLADE BAR WLDMNT
2	02966262	1	BLADE, MATCHED SET (2 BLADE SET)
3	8227	2	BLADE BOLT, SQ SHOULDER
4	9216	2	FLATWASHER,
5	5JRC16140	2	LOCKNUT

50 IN - X-FRAME SQ HEAD ASY



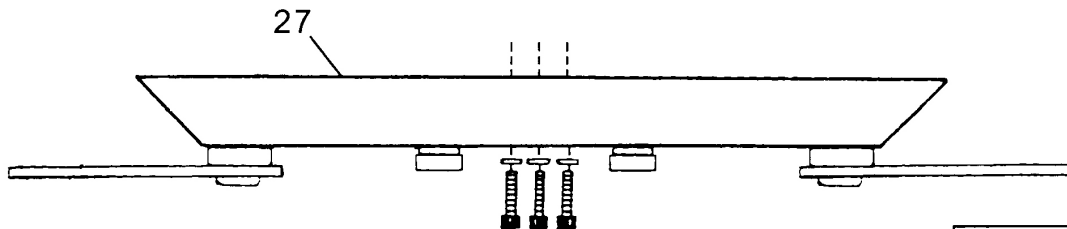
SQ. HD ASY. NO. 02974681 (DUAL BAR CARRIER)



SQ HD ASY. NO. 02974861 (SINGLE BAR CARRIER)



SQ HD ASY. NO. 02974680 (ROUND PAN CARRIER)



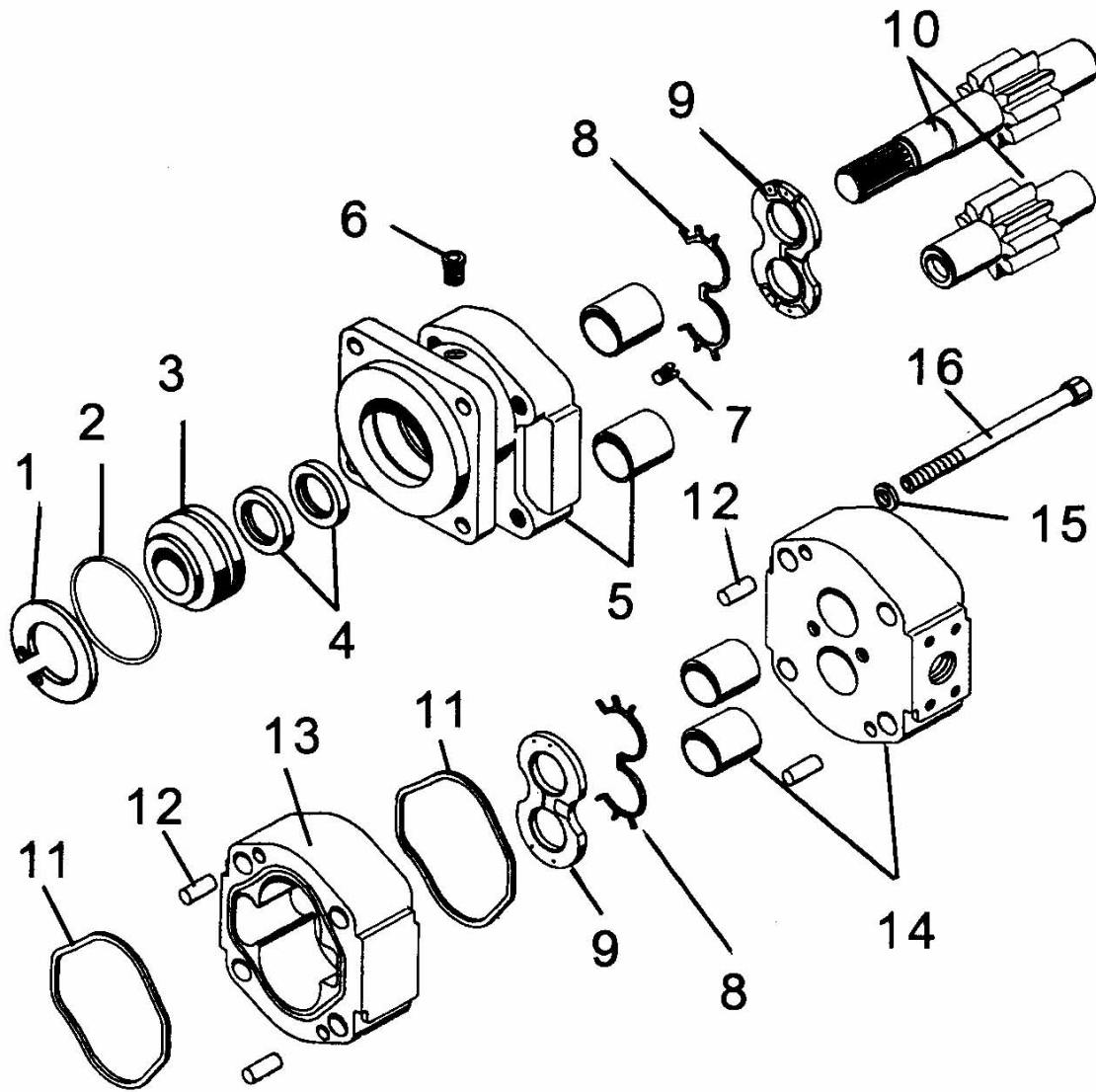
R 10-18-01

50 IN - X-FRAME SQ HEAD ASY

Continued...

ITEM	PART NO.	QTY.	DESCRIPTION
	02974681	-	SQ HD ASY. W/ DUAL BLADE BAR & W/RND DOOR
	02974861	-	SQ HD ASY. W/ DUAL BLADE BAR (GRASS BLADES) & W/RND DOOR
	02974680	-	SQ HD ASY. W/ PAN BLADE CARRIER & W/RND DOOR
1	02974664	1	SQUARE HEAD WLDMNT, 50"
2	02958459	1	HITCH POST, 4 / BAR
	00003500	1	GREASE FITTING, STRAIGHT
	02958424	1	BUSHING
3	02892100	6	BOLT
4	00037200	12	LOCKNUT
5	02962272	1	MOTOR & SPINDLE ASY.
6	02973438	6	BOLT
7	02972723	1	BAR DOOR LOCK WLDMNT
8	02972726	1	PIN WELDMENT
9	2196	1	CLIP (LYNCH PIN)
10	5710121	1	COVER PLATE
11	5F5180	2	WING NUT
12	02974483	1	ROUND DOOR WLDMNT, 50" SQ HEAD
13	02845600	1	BOLT
14	00695100	1	LOCKNUT
15	02975227	6	FLAP, 50" DOOR (SQUARE FLAP)
16	02975228	2	FLAP, 50" DOOR (TRIANGLE END)
17	00753642	14	BOLT
18	00011100	50	FLATWASHER
19	00015800	34	LOCKNUT
20	02960886	2	REAR FLAP
21	02957380	1	SIDE GUARD
22	02957496	1	REAR FLAP RETAINER
23	00023100	19	BOLT
24	02035800	25	WOOD WASHER
25	02962721	1	BLADE CARRIER, ASY, BAR W/ DUAL BAR
26	02971745	1	BLADE CARRIER, ASY, BAR W/ SINGLE BAR (GRASS BLADE)
27	02964457	1	BLADE CARRIER, ASY, ROUND PAN
28	02960885	2	RUBBER FLAP, 7-5/8X13-1/4LG

50 IN - X-FRAME SQ HEAD MOTOR (PARTS) (MODEL NO. 323-9210-037)



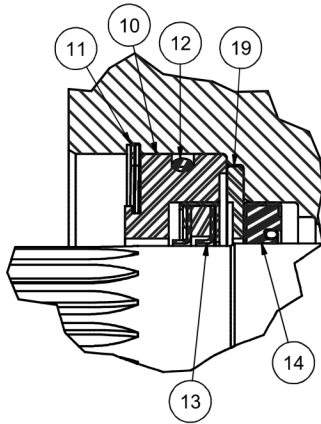
ITEM	PART NO.	QTY.	DESCRIPTION
	02962112	-	HYD. MOTOR ASY, CAST IRON HSG. & SPLINED SHAFT
1	02979971	1	SNAP RING
2	*	1	O-RING (SEE ITEM 19 & 20)
3	02961932	1	RETAINER SEAL
4	*	2	SEAL (SEE ITEM 19 & 20)
5	02961926	1	MOUNTING FLANGE
6	02961940	1	PLUG HEX SKT HD
7	02961931	2	CHECK ASY.

50 IN - X-FRAME SQ HEAD MOTOR (PARTS) (MODEL NO. 323-9210-037)

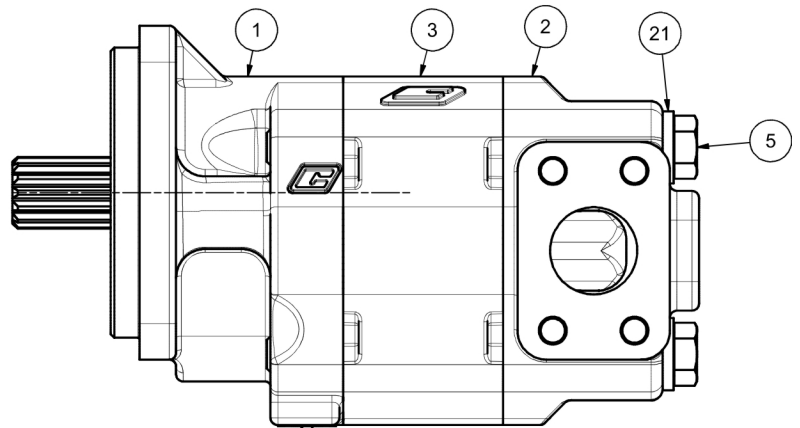
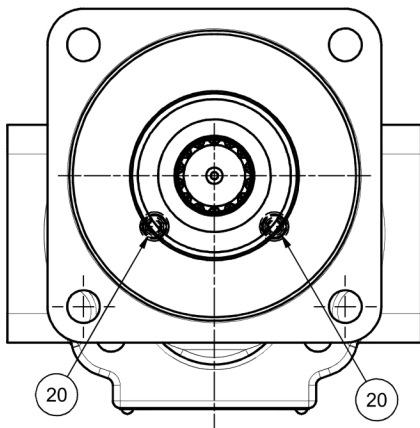
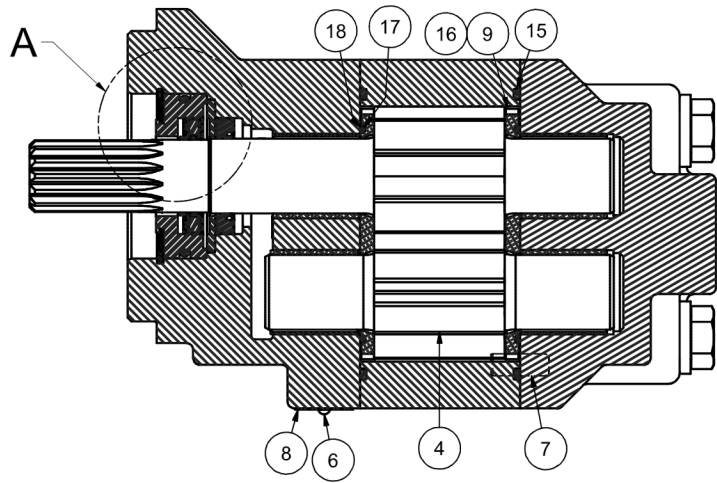
Continued...

ITEM	PART NO.	QTY.	DESCRIPTION
8	*	4	SEAL END (SEE ITEM 19 & 20)
9	*	2	THRUST PLATES (SEE ITEM 20)
10	02962287	1	KIT GEAR SET
11	*	2	SQUARE SEAL (SEE ITEM 19 & 20)
12	02979953	4	PINS-DOWEL
13	02962288	1	HOUSING GEAR
14	02961927	1	PORTING FLANGE
15	02961917	4	WASHER
16	02962289	4	BOLT
17	*	4	SIADSE SEAL, NOT SHOWN (SEE ITEM 19 & 20)
18	02962286	1	RETAINER SEAL
19	02962538	-	SEAL KIT, MINOR REBUILD KIT (ITEMS 2,4,8,11,17)
20	02961939	-	SEAL KIT, MAJOR REBUILD (ITEMS 2,4,8,9,11,17)

50 IN - X-FRAME SQ HEAD MOTOR (PARTS) (MODEL NO. 323-9210-194)



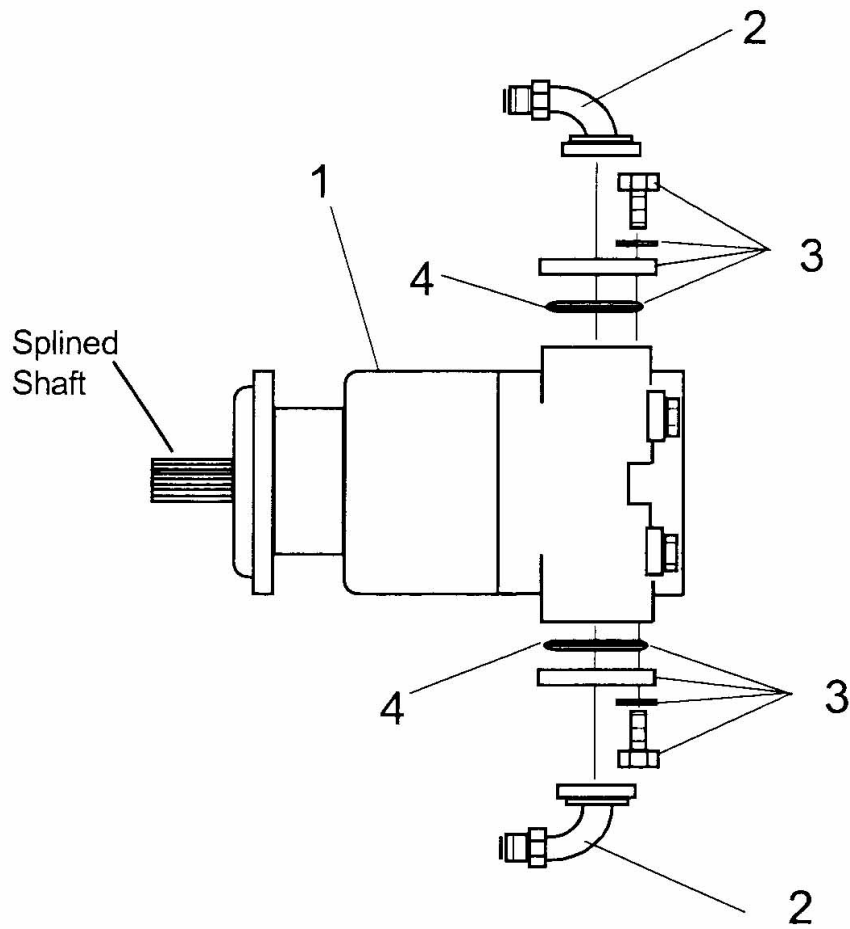
DETAIL "A"



50 IN - X-FRAME SQ HEAD MOTOR (PARTS) (MODEL NO. 323-9210-194)**Continued...**

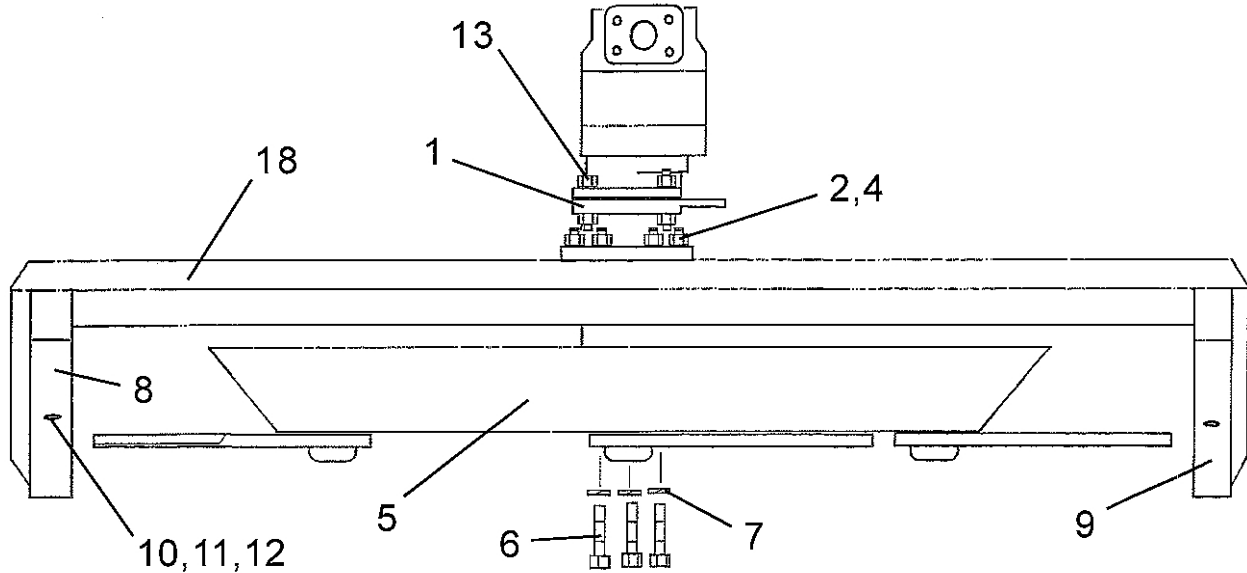
ITEM	PART NO.	QTY.	DESCRIPTION
	02989904	1	MOTOR, HYD, GEAR, 5.73, HP SEAL
1	02961926	1	HOUSING, SEC
2	02961927	1	HOUSING, PEC
3	02962288	1	HOUSING, GEAR
4	02990072	1	SET, GEAR SHAFT
5	02962289	4	CAP SCREW
6	02987938	2	SCREW, DRIVE
7	02979953	4	PIN, DOWEL
9	02979973	2	THRPL
10	02961932	1	RTNR, SEAL
11	02979971	1	RING, SNAP
12	02980321	1	SEAL, O-R
13	02979969	1	SEAL, LIP
14	02990073	1	SEAL, LIP
15	02979976	2	SEAL, SQ-R
16	02979975	4	SEAL, SIDE
17	02979974	4	SEAL, END
18	02979972	2	SEAL, BACK-UP
19	02990074	1	RTNR, SEAL
20	02961931	2	CHECK ASS'Y
21	02961917	4	WASHER
	02990075	1	KIT, HP, SEAL, 5.73 CID MOTOR

50 IN - X-FRAME SQ HEAD MOTOR ASY W- FITTINGS



ITEM	PART NO.	QTY.	DESCRIPTION
1	-----	1	HYD. MOTOR ASY. W/ CAST IRON HSG
2	00749104	2	ADAPTER, HYD ELBOW
3	00749101	2	SPLIT FLANGE KIT
4	02044200	2	O-RING IN (SPLIT FLANGE KIT)

50 IN - X-FRAME SQ HEAD PRE-ASY

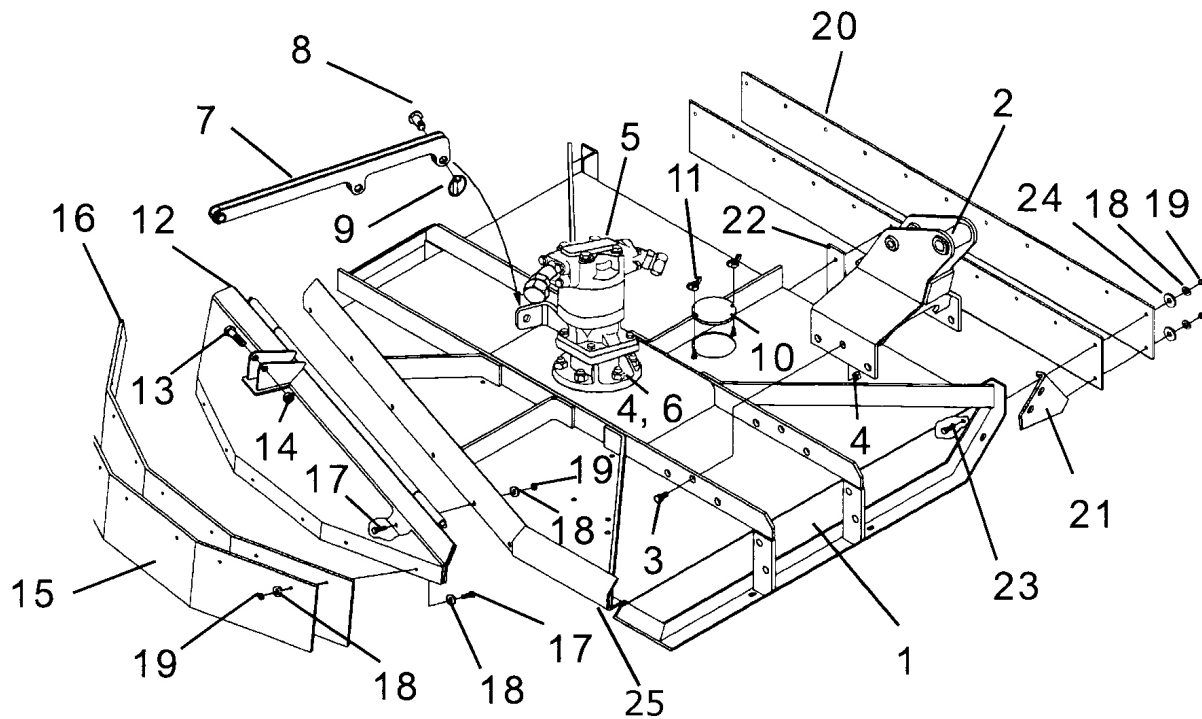


TORQUE ITEM NO.6 TO 400 FT./LBS.

TORQUE ITEM NO.2 TO 400 FT./LBS.

ITEM	PART NO.	QTY.	DESCRIPTION
1	02962272	1	SPINDLE HOUSING/SPINDLE ASY. W/ HYDRAULIC MOTOR & FITTINGS
	02960553B	1	SPINDLE HOUSING & SPINDLE ASY.
	02989904	1	MOTOR
2	03200269	6	BOLT
4	00037200	6	NUT
5	02964457	1	PAN AND BLADE ASY.
6	02886600	4	BOLT
7	00003901	4	LOCKWASHER
8	02960882	1	SKID SHOE (RIGHT HAND)
9	02960883	1	SKID SHOE (LEFT HAND)
10	00059700	7	BOLT
11	00015800	7	NUT
12	00011100	7	WASHER
13	02892000	2	BOLT
18	02960776	1	SQUARE HEAD WLD`MT

60 IN - SQ HEAD ASY (BOOM-AXE)



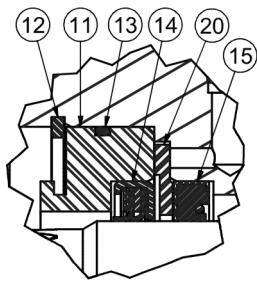
ITEM	PART NO.	QTY.	DESCRIPTION
	02974676	-	60" X-FRAME SQ. HD. ASY . BOOM AXE
1	02974674A	1	DECK WLDMNT, 60" SQ. HD.
2	02958459	1	HITCH POST, 4 BAR
	00003500	1	GREASE FITTING
	02958424	1	BUSHING
3	02892100	6	BOLT
4	00037200	12	LOCKNUT
5	02962272	1	MOTOR ASY.
6	02973438	6	BOLT
7	02972723	1	DOOR LOCK
8	02972726	1	PIN
9	2196	1	CLIP PIN
10	5710121	1	COVER PLATE
11	5F5180	2	WINGNUT
12	02973857A	1	DOOR WLDMNT
13	02845600	1	BOLT
14	00695100	1	NUT
15	02975229	6	FLAP DEFLECTOR, DOOR
16	02975230	2	FLAP DEFLECTOR, DOOR

60 IN - SQ HEAD ASY (BOOM-AXE)

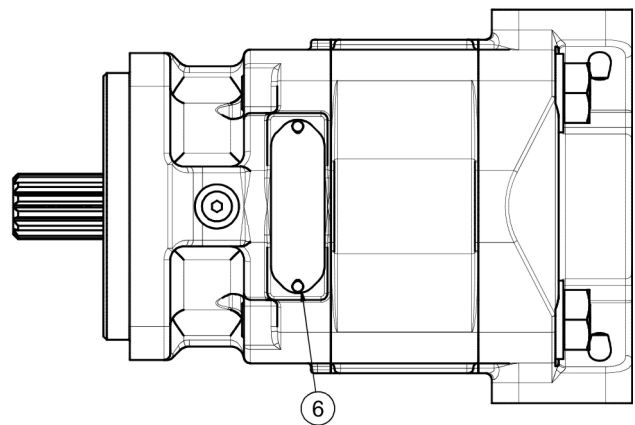
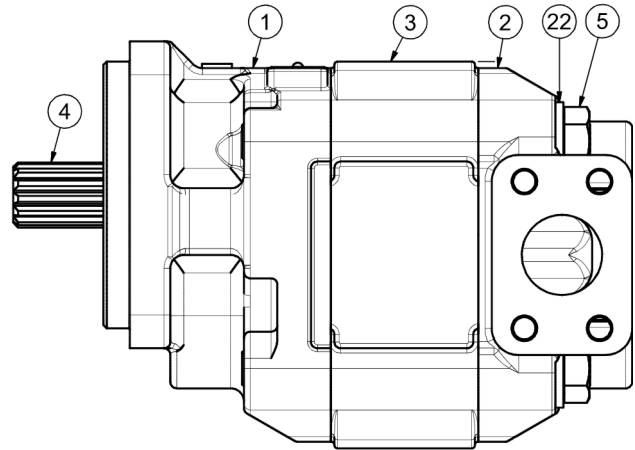
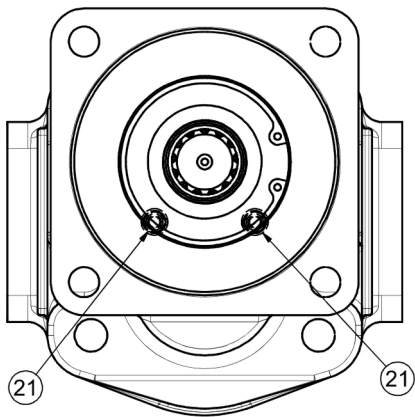
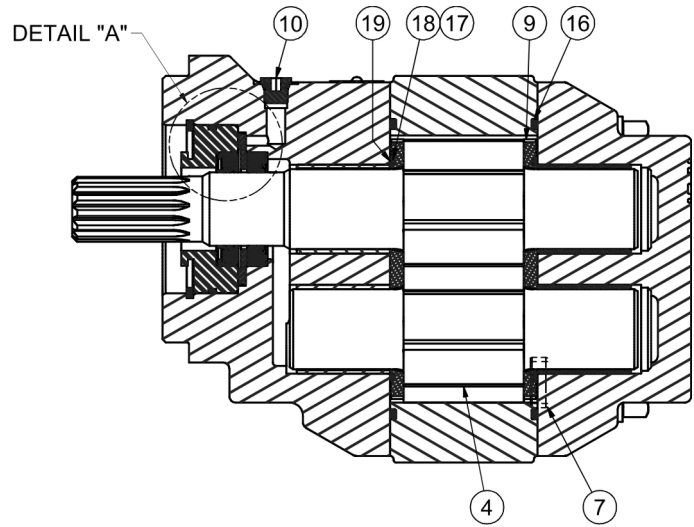
Continued...

ITEM	PART NO.	QTY.	DESCRIPTION
17	00753642	14	BOLT
18	00011100	50	FLATWASHER
19	00015800	34	LOCKNUT
20	02885700	2	FLAP DEFLECTOR, REAR
21	02957380	1	SIDE GUARD
22	02957496	1	REAR FLAP RETAINER
23	00023100	19	BOLT
24	02035800	25	WOODWASHER
25	02959957	2	RUBBER FLAP, 7-5/8 X 18-11/16

60 IN - SQ HEAD MOTOR (PARTS) (MODEL NO. 322-9210-107)



DETAIL "A"

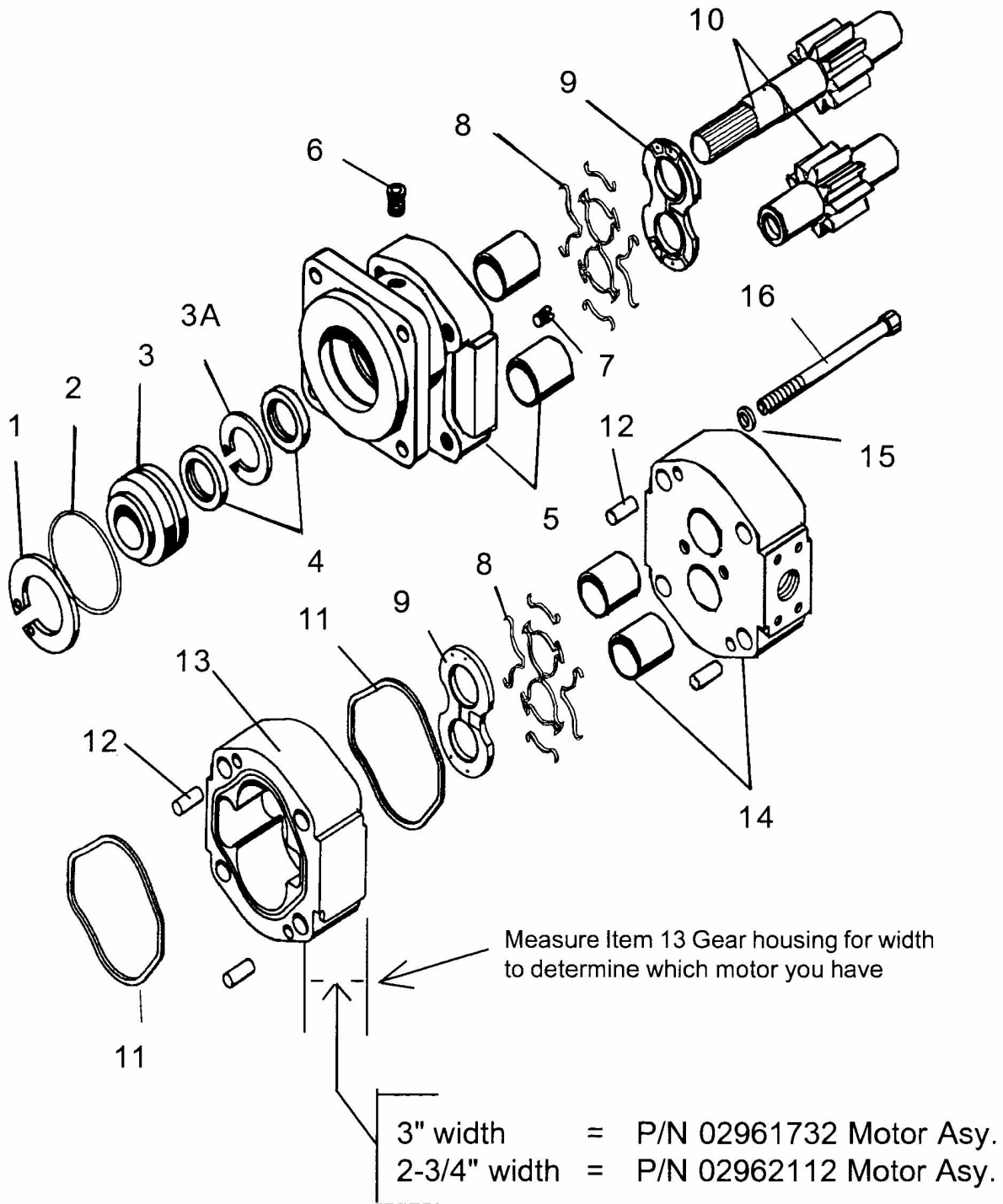


60 IN - SQ HEAD MOTOR (PARTS) (MODEL NO. 322-9210-107)

Continued...

ITEM	PART NO.	QTY.	DESCRIPTION
	02989903	1	MOTOR, HYD, GEAR 8.0, HP SEAL
1	02990065	1	HOUSING, SEC
2	02961927	1	HOUSING, PEC
3	02962288	1	HOUSING, GEAR
4	02990066	1	SET, GEAR SHAFT
5	02962197	4	CAP SCREW
6	02987938	2	SCREW, DRIVE
7	02962201	4	PIN, DOWEL
9	02990067	2	THRPL
10	02961940	1	PLUG, ODT (0.25)
11	02962199	1	RTNR, SEAL
12	02962200	1	RING, SNAP
13	02990068	1	"O" RING
14	00763766	1	SEAL, LIP
15	02990069	1	SEAL, LIP
16	02979965	2	SEAL, SQ-R
17	02979964	4	SEAL, SIDE CHAN
18	02979963	4	SEAL, END CHAN
19	02979961	2	SEAL, BK-UP
20	02990070	1	RTNR, SEAL
21	02961931	2	CHECK ASS'Y
22	02962196	4	WASHER
23	02990071	1	SEAL KIT

60 IN - SQ HEAD MOTOR (PARTS) (MODEL NO. 323-9210-037 & 323-9210-036)

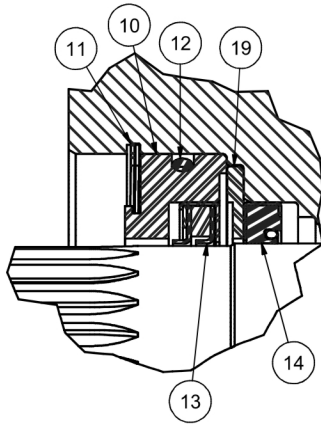


60 IN - SQ HEAD MOTOR (PARTS) (MODEL NO. 323-9210-037 & 323-9210-036)

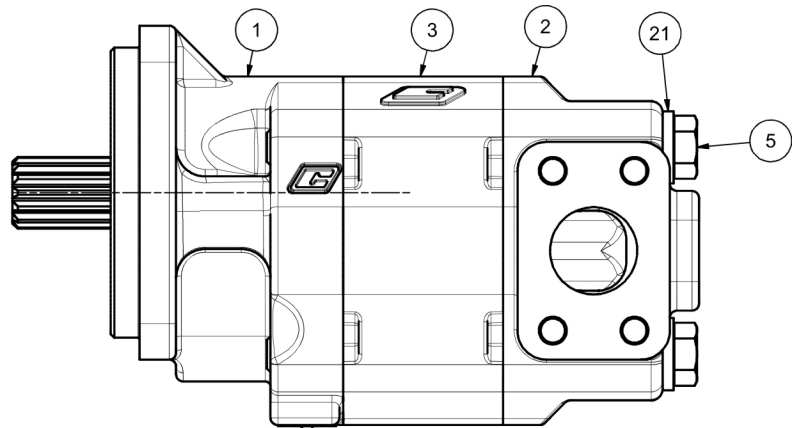
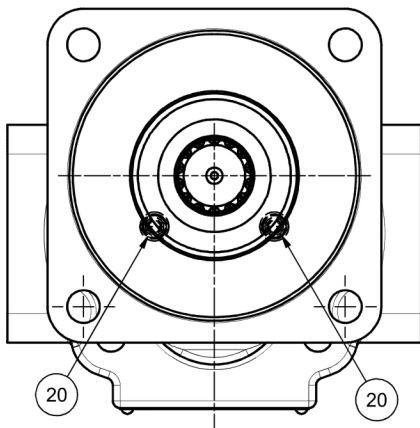
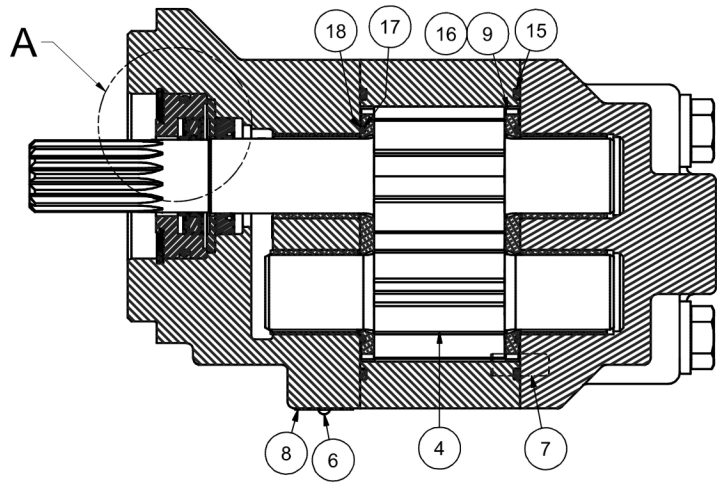
Continued...

ITEM	PART NO.	QTY.	DESCRIPTION
1	02979971	1	SNAP RING
2	*	1	O-RING (IN ITEM 18 & 19)
3	02961932	1	SEAL RETAINER, (F/ 02961237 OR 02962112 MOTOR)
3A	02962286	1	SEAL RETAINER, (F/ 02962112 MOTOR ONLY)
4	*	2	SEAL (IN ITEM 18 & 19)
5	02961926	1	MOUNTING FLANGE W/ BUSHINGS
6	02961940	1	PLUG
7	02961931	2	CHECK ASY.
8	*	2	SEAL END (IN ITEM 18 & 19)
9	*	2	THRUST PLATES (IN ITEM 19 ONLY)
10	02962287	1	GEAR SET, (F/ MOTOR 02962112)
	02961929	1	GEAR SET, (F/ MOTOR 02961732)
11	*	2	SQUARE SEAL (IN ITEM 18 & 19)
12	02979953	4	DOWEL PIN
13	02962288	1	GEAR HOUSING, (F/ MOTOR 02962112)
	02961928	1	GEAR HOUSING, (F/ MOTOR 02961732)
14	02961927	1	PORTING FLANGE W/ BUSHING
15	02961917	4	WASHER
16	02961918	4	BOLT, (F/ MOTOR 02961732)
	02962289	4	BOLT, (F/ MOTOR 02962112)
17	*	4	SIDE SEAL (IN ITEM 18 & 19)
18	02961938	-	MINOR SEAL KIT (ITEMS 2,4,8,11 & 17)
19	02962639	-	MAJOR SEAL KIT (ITEM 2,4,8,9,11,17,& 18)

60 IN - SQ HEAD MOTOR (PARTS) (MODEL NO. 323-9210-194)



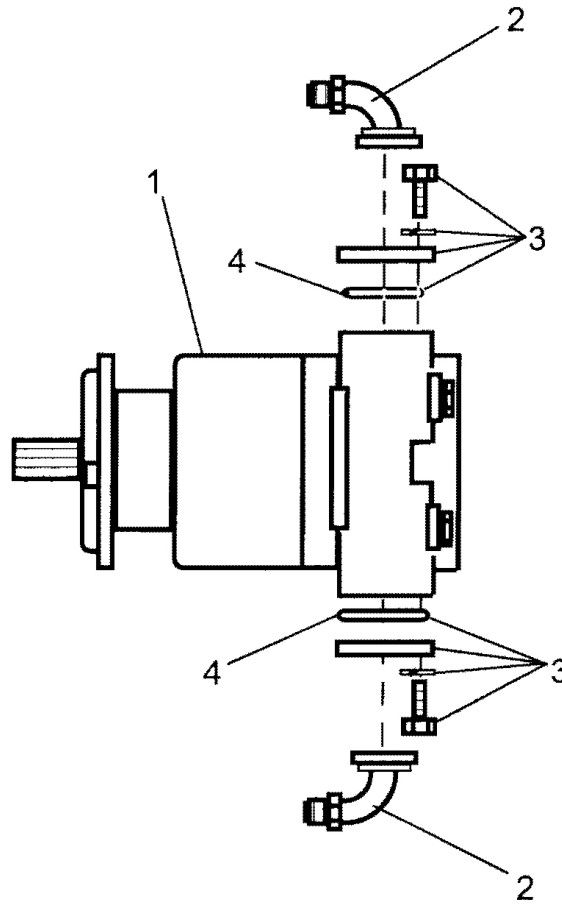
DETAIL "A"



60 IN - SQ HEAD MOTOR (PARTS) (MODEL NO. 323-9210-194)**Continued...**

ITEM	PART NO.	QTY.	DESCRIPTION
	02989904	1	MOTOR, HYD, GEAR, 5.73, HP SEAL
1	02961926	1	HOUSING, SEC
2	02961927	1	HOUSING, PEC
3	02962288	1	HOUSING, GEAR
4	02990072	1	SET, GEAR SHAFT
5	02962289	4	CAP SCREW
6	02987938	2	SCREW, DRIVE
7	02979953	4	PIN, DOWEL
9	02979973	2	THRPL
10	02961932	1	RTNR, SEAL
11	02979971	1	RING, SNAP
12	02980321	1	SEAL, O-R
13	02979969	1	SEAL, LIP
14	02990073	1	SEAL, LIP
15	02979976	2	SEAL, SQ-R
16	02979975	4	SEAL, SIDE
17	02979974	4	SEAL, END
18	02979972	2	SEAL, BACK-UP
19	02990074	1	RTNR, SEAL
20	02961931	2	CHECK ASS'Y
21	02961917	4	WASHER
	02990075	1	KIT, HP, SEAL, 5.73 CID MOTOR

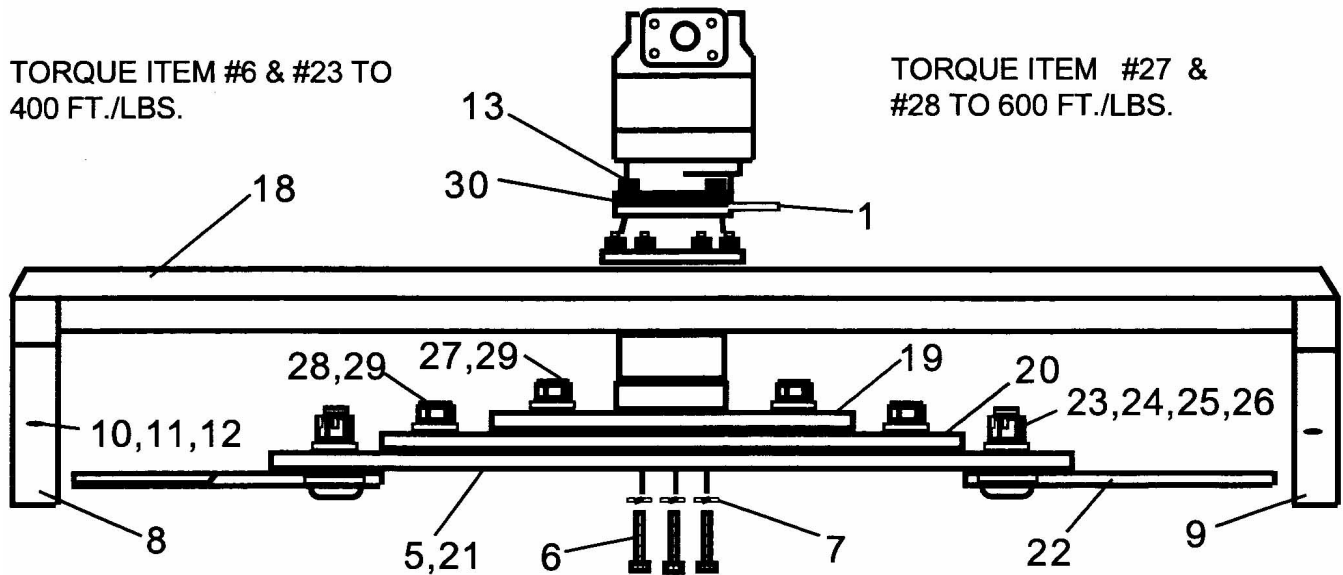
60 IN - SQ HEAD MOTOR ASY



ITEM	PART NO.	QTY.	DESCRIPTION
1	-----	1	MOTOR ASY, HIGH SPEED (S/N 03250 - 03400)
2	02962774	2	ELBOW
3	00749101	2	SPLIT FLANGE KIT
4	02044200	2	O-RING (IN SPLIT FLANGE KIT)

THIS PAGE INTENTIONAL LEFT BLANK

60 IN - SQ HEAD SPINDLE - MOTOR & BLADE BAR



Roll pin #26 must be installed to prevent nut from becoming loose and blade from being thrown from the machine.

Blades should always be replaced in pairs. Blades of different weights can cause serious imbalance and damage to the machine and personnel. When replacing blades, blade bolts, bushings, nuts and washers must be changed.

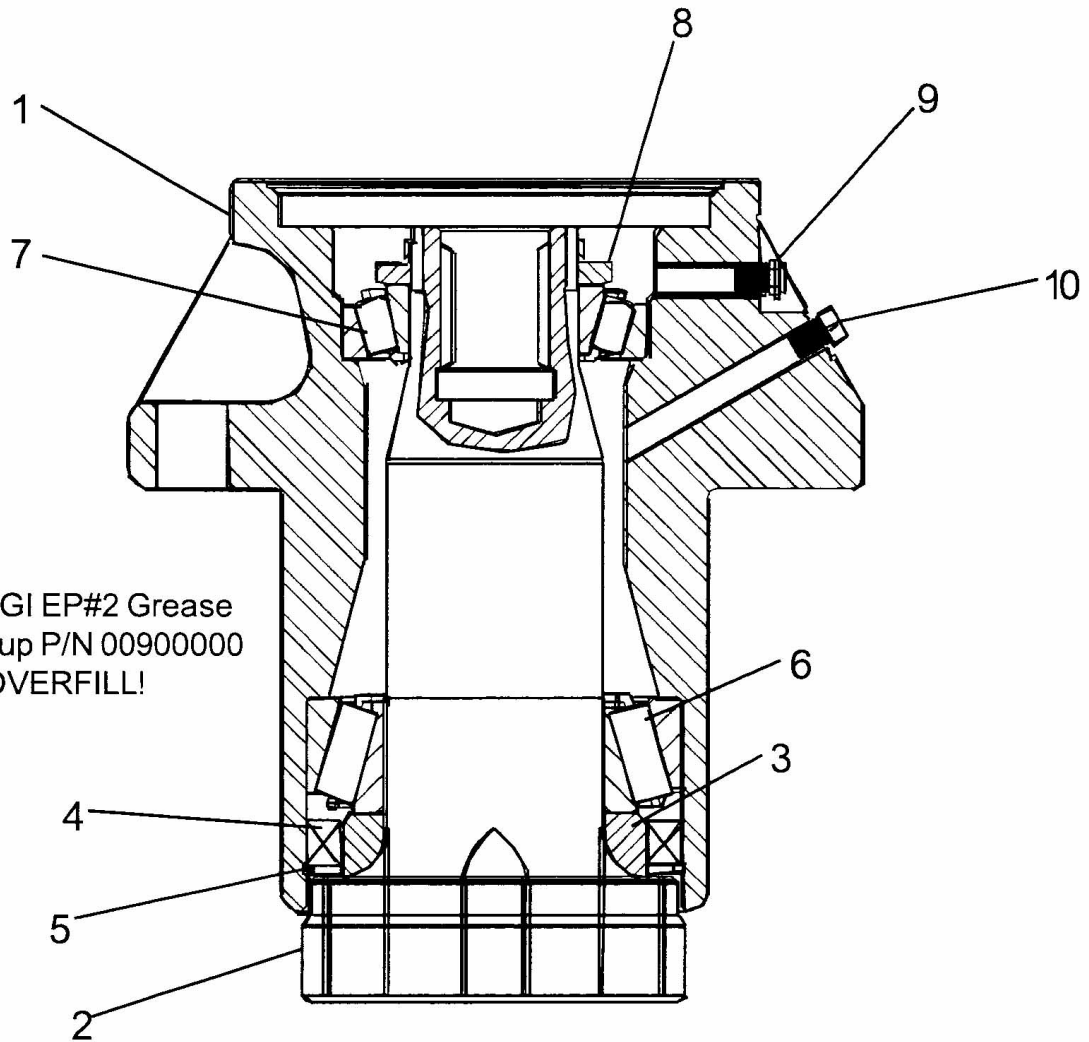
ITEM	PART NO.	QTY.	DESCRIPTION
1	02962272	1	SPINDLE & MOTOR ASY. W/ FITTINGS (HIGH SPEED) S/N 03260 & 03501 & ABOVE
	02960553B	1	SPINDLE HSG & SPINDLE ASY.
	02989904	1	MOTOR ASY (MODEL NO. 323-9210-194)
	02989903	1	MOTOR ASY (MODEL NO. 322-9210-107)
5	02782300	1	BLADE BAR ASY, (ITEM 19 THRU 29)
6	02782000	4	BOLT, (TORQUE TO 400 FT. LBS.)
7	00003901	4	NUT
8	02957331	1	SKID SHOE, RH (41-1/2" LONG)
9	02957332	1	SKID SHOE, LH (61-1/2" LONG)
10	00059700	7	BOLT
11	00015800	7	LOCKNUT
12	00011100	7	WASHER
13	02892000	4	BOLT
19	02781600	1	TOP LEAF
20	02781700	1	MIDDLE LEAF
21	02781800	1	BOTTOM LEAF
22	02761500	1	BLADE SET
23	02782900	2	BLADE BOLT

60 IN - SQ HEAD SPINDLE - MOTOR & BLADE BAR

Continued...

ITEM	PART NO.	QTY.	DESCRIPTION
24	00020900	2	NUT, SLOTTED
25	02957089	2	LOCKWASHER
26	00023200	2	ROLL PIN
27	02782100	2	BOLT
28	02782200	2	BOLT
29	02032200	4	LOCKWASHER
30	02961038	1	GASKET
31	02984572	1	BLADE BOLTS, NUTS, ROLLPIN KIT (INCLUDES 2 EACH OF ITEMS 23, 24, & 26)

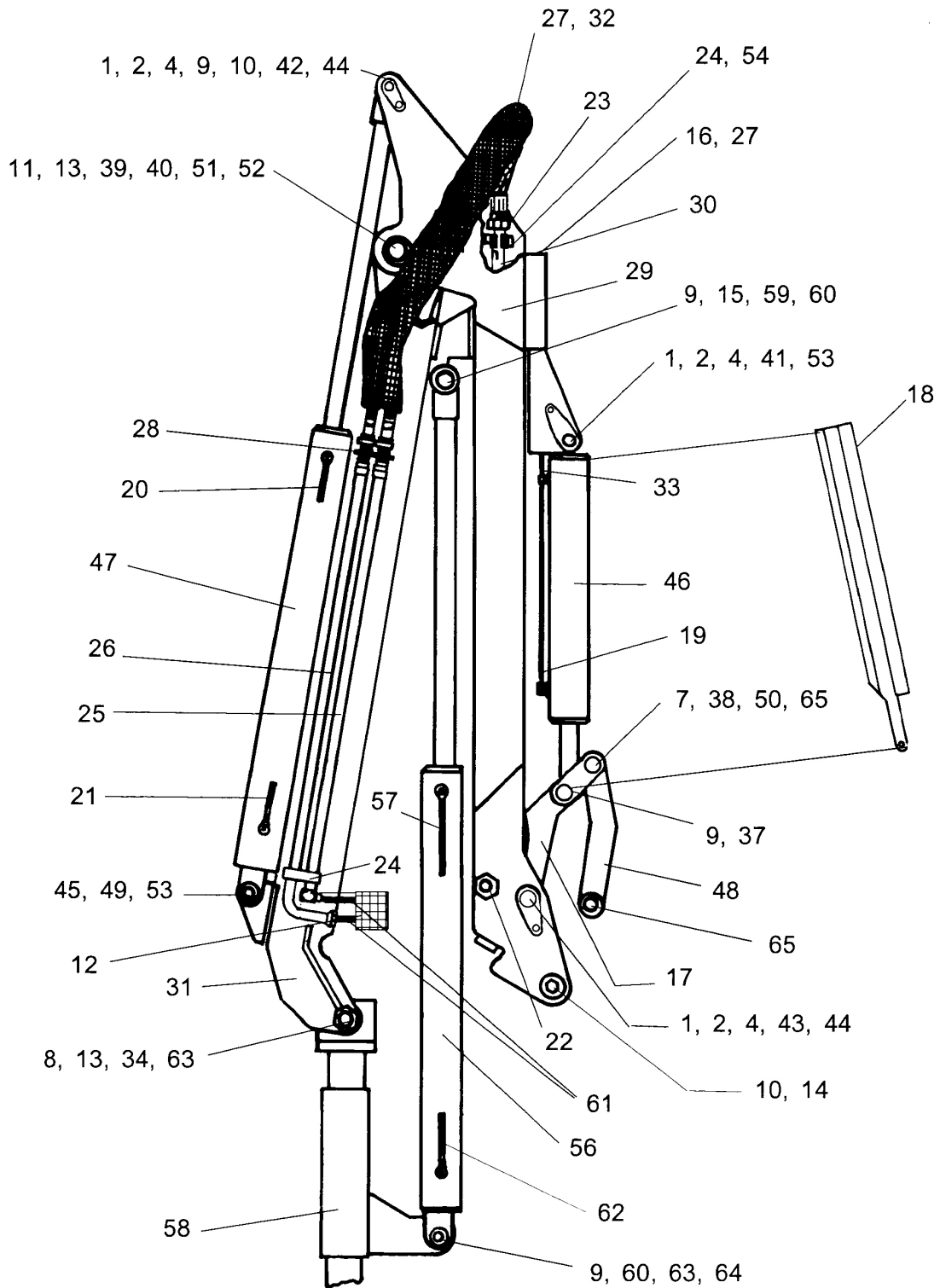
60 IN - SQ HEAD SPINDLE ASY



ITEM	PART NO.	QTY.	DESCRIPTION
	02960553B	-	SPINDLE ASY, (ITEMS 1 THRU 10)
1	02963815	1	HOUSING
2	02960561	1	SPINDLE SHAFT
3	02960558	1	BEARING RING, LOWER
4	02960559	1	SEAL
5	00754627	1	SNAP RING
6	02960557	1	BEARING ASY, CUP & CONE
7	00769938	1	BEARING ASY, CUP & CONE
8	02962030	1	BEARING ADJUSTING NUT
9	02979570	1	GREASE RELIEF FITTING
10	00003500	1	GREASE FITTING

THIS PAGE INTENTIONAL LEFT BLANK

ARTICULATED ARM ASY - (17 FT) (PART 1)



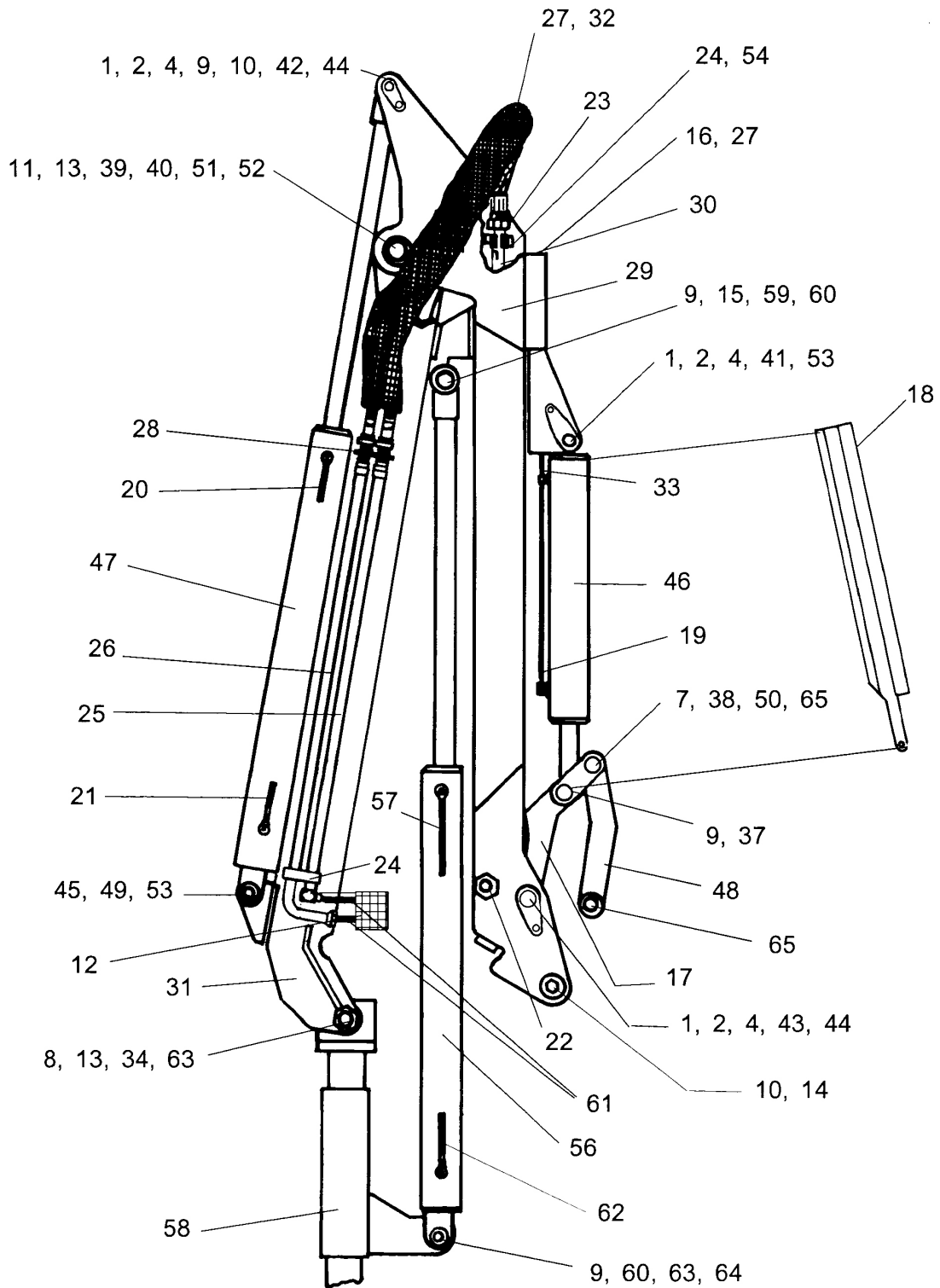
ARTICULATED ARM ASY - (17 FT) (PART 1)

Continued...

ITEM	PART NO.	QTY.	DESCRIPTION
1	00007000	3	BOLT
2	00011100	3	FLATWASHER
4	00015800	3	LOCKNUT
6	00037200	1	LOCKNUT
7	00606000	1	COTTER PIN
8	00748000	1	LOCKWASHER
9	00749946	1	WASHER
10	02030300	1	LOCKNUT
11	02957089	1	LOCKWASHER
12	02906300	1	SLEEVING
13	02921700	1	NUT
14	02956972	1	BOLT
15	02957501	1	BUSHING
16	02957969	2	GROMMET
17	02958716C	1	LINKAGE ARM ASY. W/ CONNEX BRG # 02958357
18	02959084	1	CYLINDER GUARD ASY.
19	02959198	1	HOSE
20	02959199	1	HOSE
21	02959200	1	HOSE
22	02960406	2	ELBOW
23	02960411	2	ELBOW
24	02960869	2	TUBE CLAMP
25	02961070	1	TUBE, LOWER
26	02961072	1	TUBE, UPPER
27	02961085	1	SLEEVING
28	02961103	2	ADAPTER
29	02961129	1	DIPPER SECTION WLDMNT, 17 FT.
30	02961130	2	TUBE, DIPPER
31	02961132	1	LIFT SECTION WLDMNT, 17 FT.
32	02961520	2	HOSE
33	02962023	1	HOSE
34	02965538	1	MAIN PIN
37	02966756	1	PIN, CYLINDER
38	02966757	1	PIN, LINKAGE ARM
39	02958591	1	PIN, DIPPER
40	02960841	2	BEARING
41	02966935	1	PIN, TILT CYLINDER
42	02969980	1	PIN, DIPPER CYLINDER
43	02966964	1	PIN
44	02967008	3	SPACER
45	02967013	1	PIN

A-BOOM (04-04) SN 04837 - UP Rev 01-11

ARTICULATED ARM ASY - (17 FT) (PART 2)

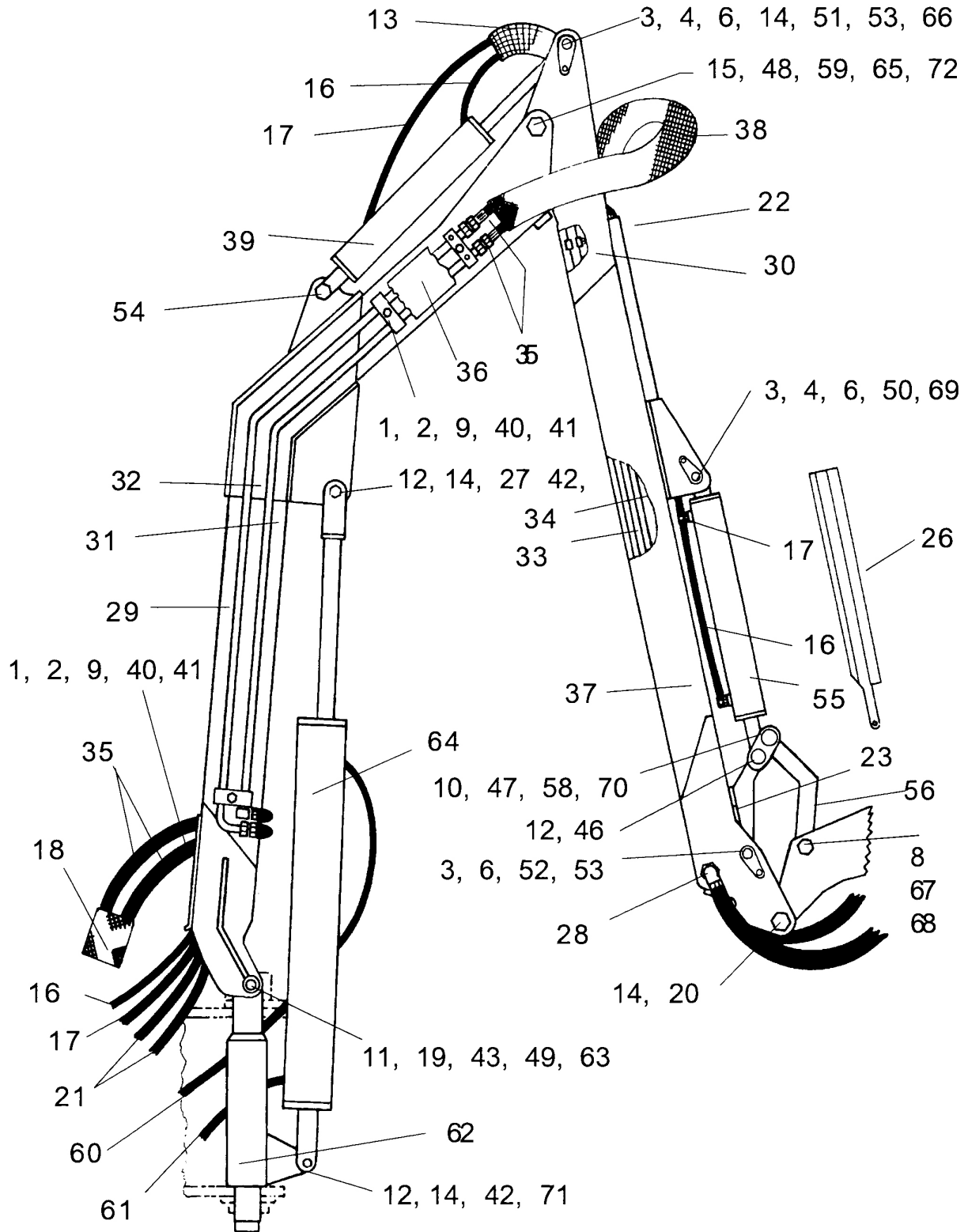


ARTICULATED ARM ASY - (17 FT) (PART 2)

Continued...

ITEM	PART NO.	QTY.	DESCRIPTION
46	02967016	1	CYLINDER ASY, TILT CYL.
47	02967017	1	CYLINDER ASY, DIPPER CYL.
48	02967021	1	LINKAGE ARM
49	02967246	1	SETSCREW
50	03100099	1	WASHER
51	02966443	1	BUSHING
52	02960842	2	BUSHING
53	02965214	2	BEARING
54	02044900	4	BOLT
55	02957501	1	BEARING
56	02962297	1	CYLINDER ASY, LIFT CYL.
57	02905100	1	HOSE
58	-----	1	KING POST, (SEE KING POST SECTION)
59	00750479	1	BOLT
60	02030300	2	NUT
61	02961054	2	HOSE
62	02905000	1	HOSE
63	-----	1	BUSHING (SEE KING POST SECTION)
64	00755076	1	BOLT
65	02959891	2	BUSHING

ARTICULATED ARM ASY - (20-23 FT) (PART 1)

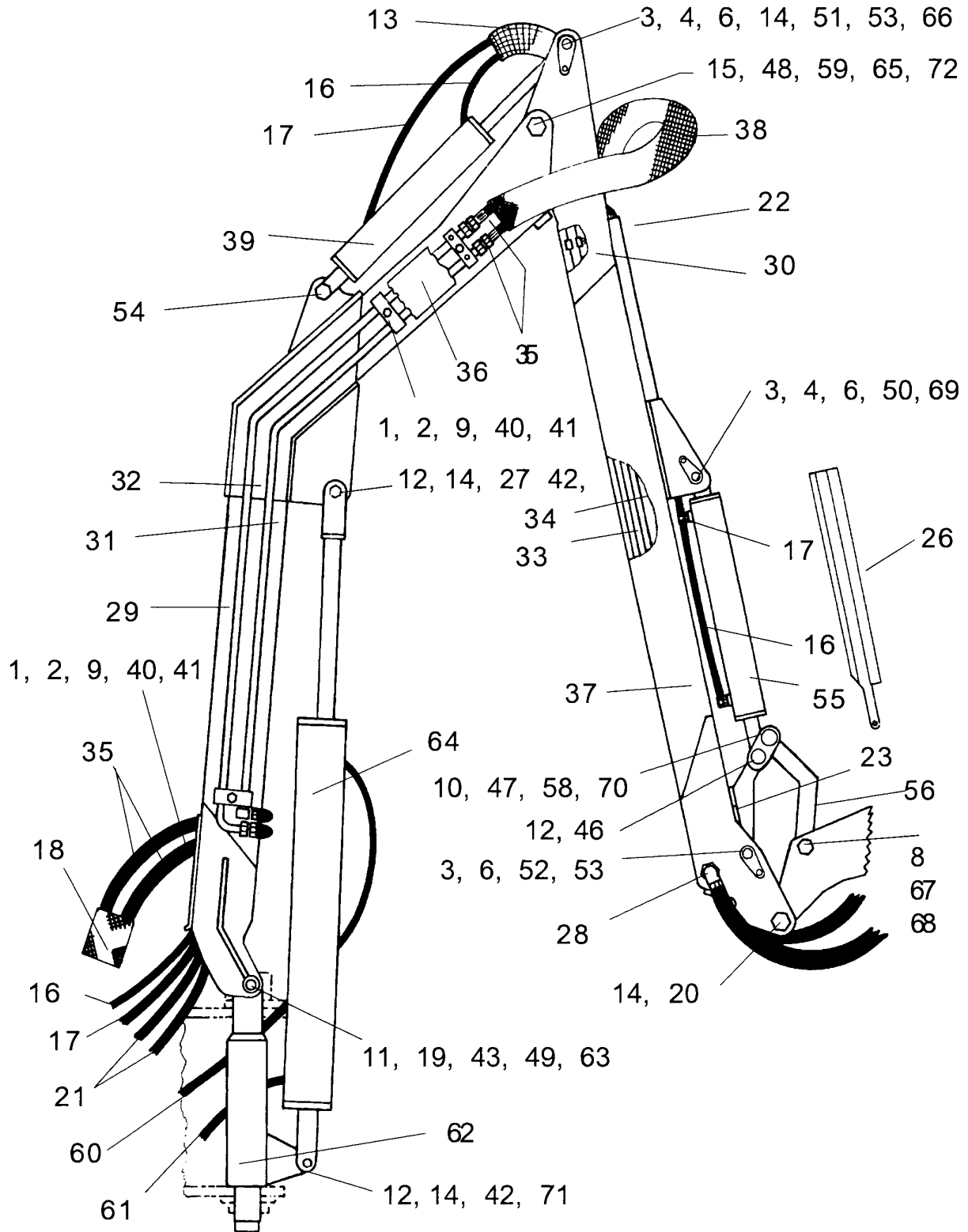


ARTICULATED ARM ASY - (20-23 FT) (PART 1)

Continued...

ITEM	PART NO.	QTY.	DESCRIPTION
	02961820A	1	ARTICULATED ARM ASY. (20 FT MODEL)
	02961823A	1	ARTICULATED ARM ASY. (23 FT. MODEL)
1	00001800	3	LOCKNUT
2	00002700	5	FLATWASHER
3	00007000	3	BOLT
4	00011100	3	FLATWASHER
6	00015800	3	LOCKNUT
8	00037200	1	LOCKNUT
9	00605600	3	BOLT
10	00606000	1	COTTER PIN
11	00748000	1	LOCKWASHER
12	00749946	4	WASHER
13	00751838	1	SLEEVING
14	02030300	3	NUT
15	02957089	1	LOCKWASHER
16	02905200	1	HOSE
	02905300	1	HOSE
17	02905300	1	HOSE, (F/ 20 FT. MODEL)
	02956911	1	HOSE, (F/ 23 FT. MODEL)
18	02906300	1	SLEEVING
19	02921700	1	NUT
20	02956972	1	BOLT
21	02957468	1	HOSE, (20 FT. MODEL)
	02957467	1	HOSE, (23 FT. MODEL)
22	02957969	2	GROMMET
23	02958716C	1	LINKAGE ARM ASY.
24	02959066	1	HOSE, (20 FT. MODEL)
	02959177	1	HOSE, (23 FT. MODEL)
25	02959067	1	HOSE, (20 FT. MODEL)
	02959178	1	HOSE, (23 FT. MODEL)
26	02959084	1	CYLINDER GUARD ASY.
27	02959225	1	BUSHING
28	02960406	2	ELBOW
29	02960838	1	LARGE BOOM WLDMNT, (20 FT. MODEL)
	02961082	1	LARGE BOOM WLDMNT, (23 FT. MODEL)
30	02960869	1	TUBE CLAMP
31	02960984	1	TUBE, LOWER (20 FT. MODEL)
	02960982	1	TUBE, LOWER (23 FT. MODEL)
32	02960985	1	TUBE, UPPER (20 FT. MODEL)
	02960983	1	TUBE, UPPER (23 FT. MODEL)
33	02960987	1	TUBE, DIPPER SECTION (20 FT. MODEL)

ARTICULATED ARM ASY - (20-23 FT) (PART 2)

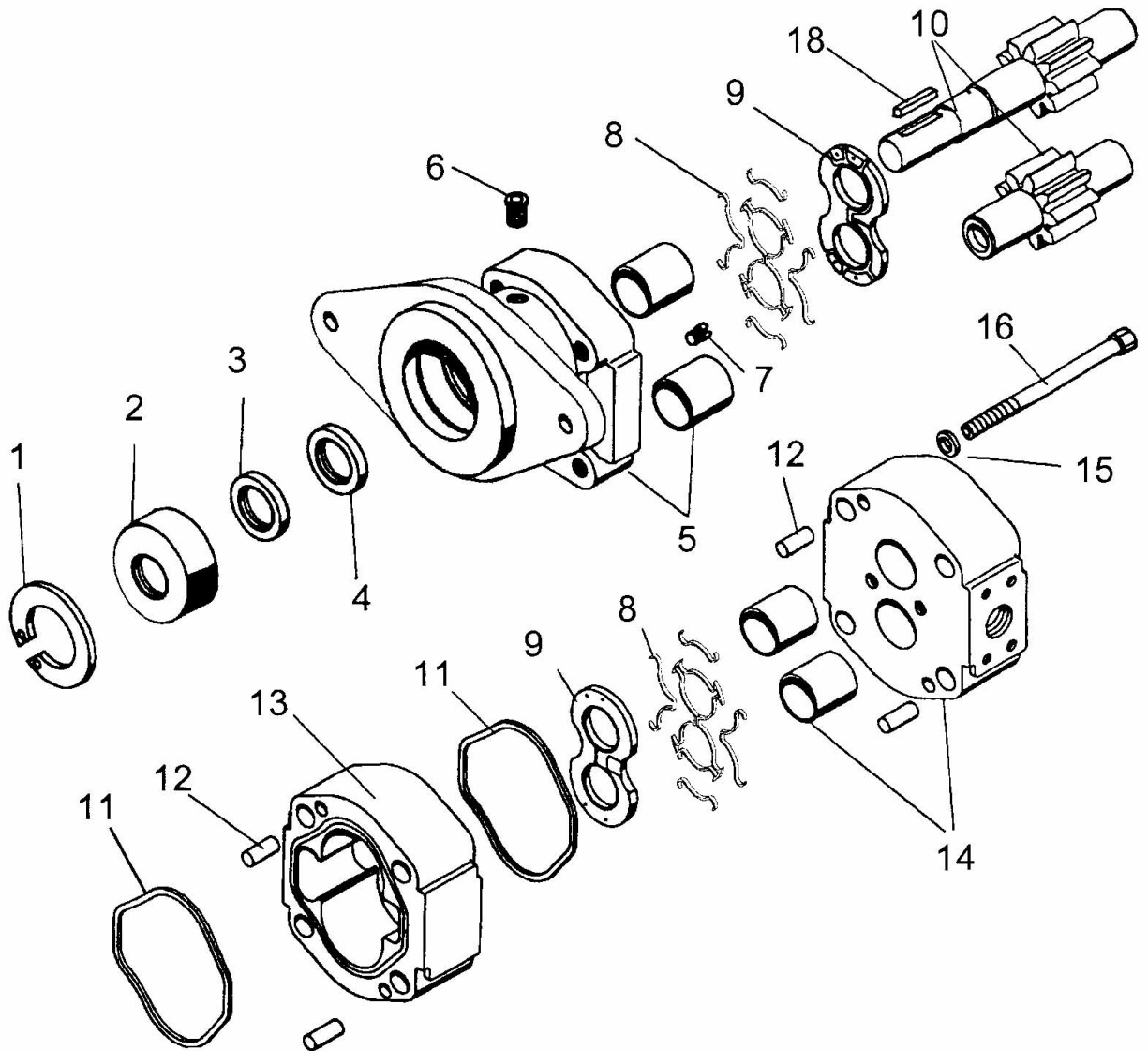


ARTICULATED ARM ASY - (20-23 FT) (PART 2)

Continued...

ITEM	PART NO.	QTY.	DESCRIPTION
	02960991	1	TUBE, DIPPER SECTION (23 FT. MODEL)
34	02960988	1	TUBE, DIPPER SECTION (20 FT. MODEL)
	02960992	1	TUBE, DIPPER SECTION (23 FT. MODEL)
35	02961054	4	HOSE
36	02961067	1	COVER, HYDRAULIC TUBING
37	02961081	1	DIPPER SECTION WLDMNT (20 FT. MODEL)
	02961084	1	DIPPER SECTION WLDMNT (23 FT. MODEL)
38	02961085	1	SLEEVING
39	02961780	1	CYLINDER ASY, DIPPER CYL.
40	02963154	3	CLAMP
41	02963323	3	BRACKET, TOP
42	00750479	2	BOLT
43	02965538	1	MAIN PIN
46	02966756	1	PIN, CYLINDER
47	02966757	1	PIN, LINKAGE ARM
48	02958591	1	PIN, DIPPER
49	02960841	2	BEARING 1-1/2X1-1/4X3-1/8 LG
50	02966935	1	PIN, TILT CYL.
51	02969980	1	PIN, DIPPER CYL.
52	02966964	1	PIN
53	02967008	3	SPACER
54	02967013	1	PIN
55	02967016	1	CYLINDER ASY, TILT CYL.
56	02967021	1	LINKAGE ARM
58	03100099	1	WASHER
59	02960842	2	BUSHING
60	02905100	1	HOSE
61	02905000	1	HOSE
62	-----	1	KING POST (SEE KING POST SECTION)
63	-----	1	MAIN PIN BUSHING (SEE KING POST SECTION)
64	02961779	1	LIFT CYLINDER ASSY-20-28 A/B
65	02921700	1	JAMNUT
66	02960650	4	BUSHING
67	02966792	2	BUSHING
68	00752405	1	BOLT
69	02965214	2	BEARING
70	02966792	2	BEARING
71	02959891	2	BUSHING
72	02966443	1	BUSHING

BUZZ BAR - HYD MOTOR (PARTS) - PN 02975175



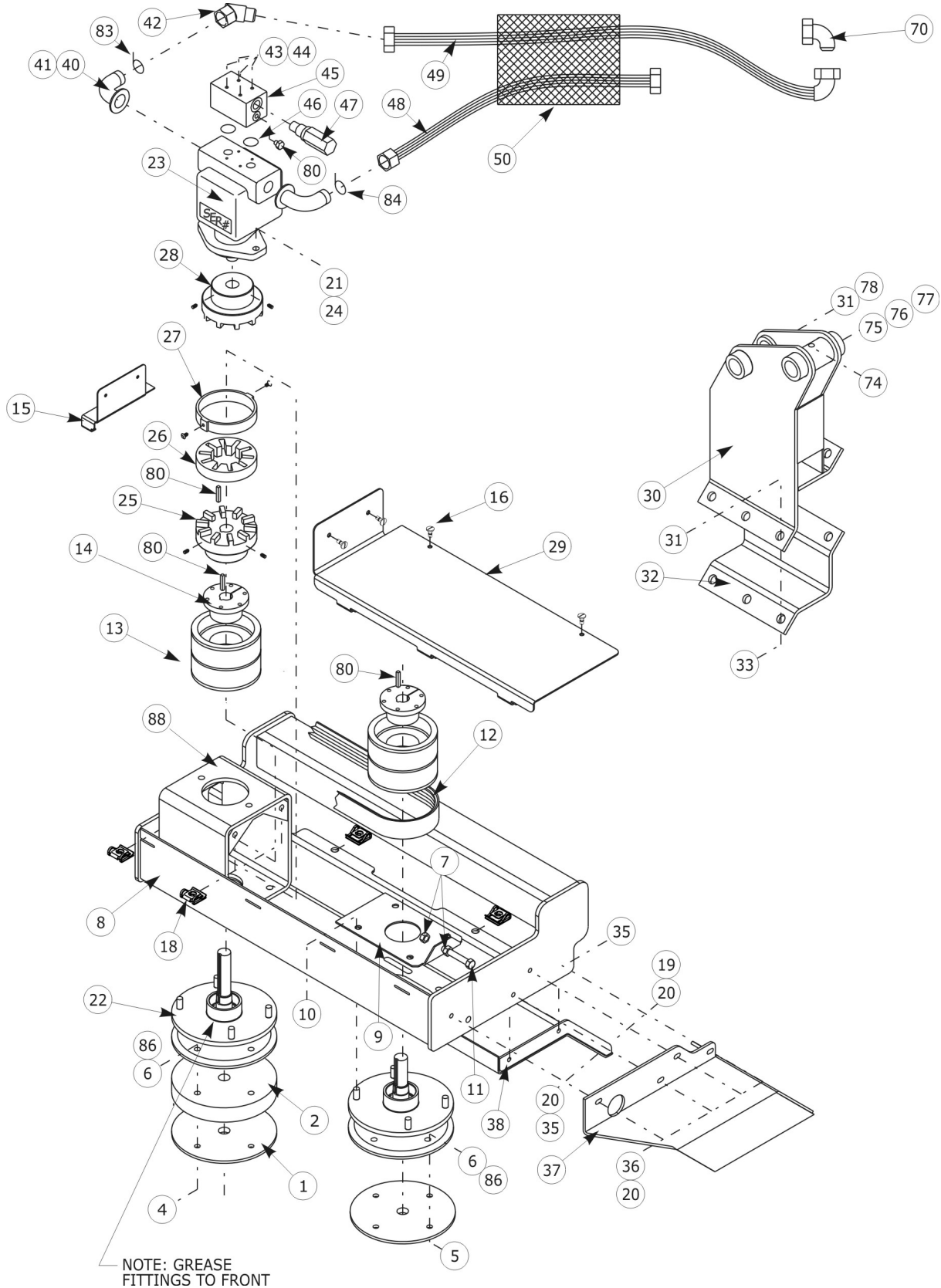
ITEM	PART NO.	QTY.	DESCRIPTION
	02975175	-	MOTOR ASY, GEAR TYPE 3.94 CIR
1	02962210	1	SNAP RING
2	02964940	1	SPACER
3	02976771	1	RETAINER SEAL
4	*	1	SEAL (IN ITEM 19 & 20)
5	02964704	1	FLANGE, MOUNTING
6	02961940	1	PLUG, HEX SOCKET HEAD
7	02961931	2	CHECK ASY.
8	*	4	SEAL END (IN ITEM 19 & 20)

BUZZ BAR - HYD MOTOR (PARTS) - PN 02975175

Continued...

ITEM	PART NO.	QTY.	DESCRIPTION
9	*	2	THRUST PLATE (IN ITEM 20 ONLY)
10	02964937	1	GEAR & SHAFT SET
11	*	2	SQUARE SEAL, (IN ITEM 19 & 20)
12	02961924	4	DOWEL PIN
13	02962205	1	GEAR HOUSING
14	02976773	1	PORTING FLANGE
15	02961917	4	WASHER
16	02962208	4	BOLT
17	*	4	SIDE SEAL, NOT SHOWN (IN ITEM 19 & 20)
18	02964956	1	KEY
19	02964938	-	SEAL KIT, MINOR (ITEMS 4,8,11 & 17)
20	02964939	-	SEAL KIT, MAJOR (ITEMS 4,8,9,11 & 17)

BUZZ BAR HEAD ASY 48 IN - SN 01307 (11-01) & UP (PAGE 1)



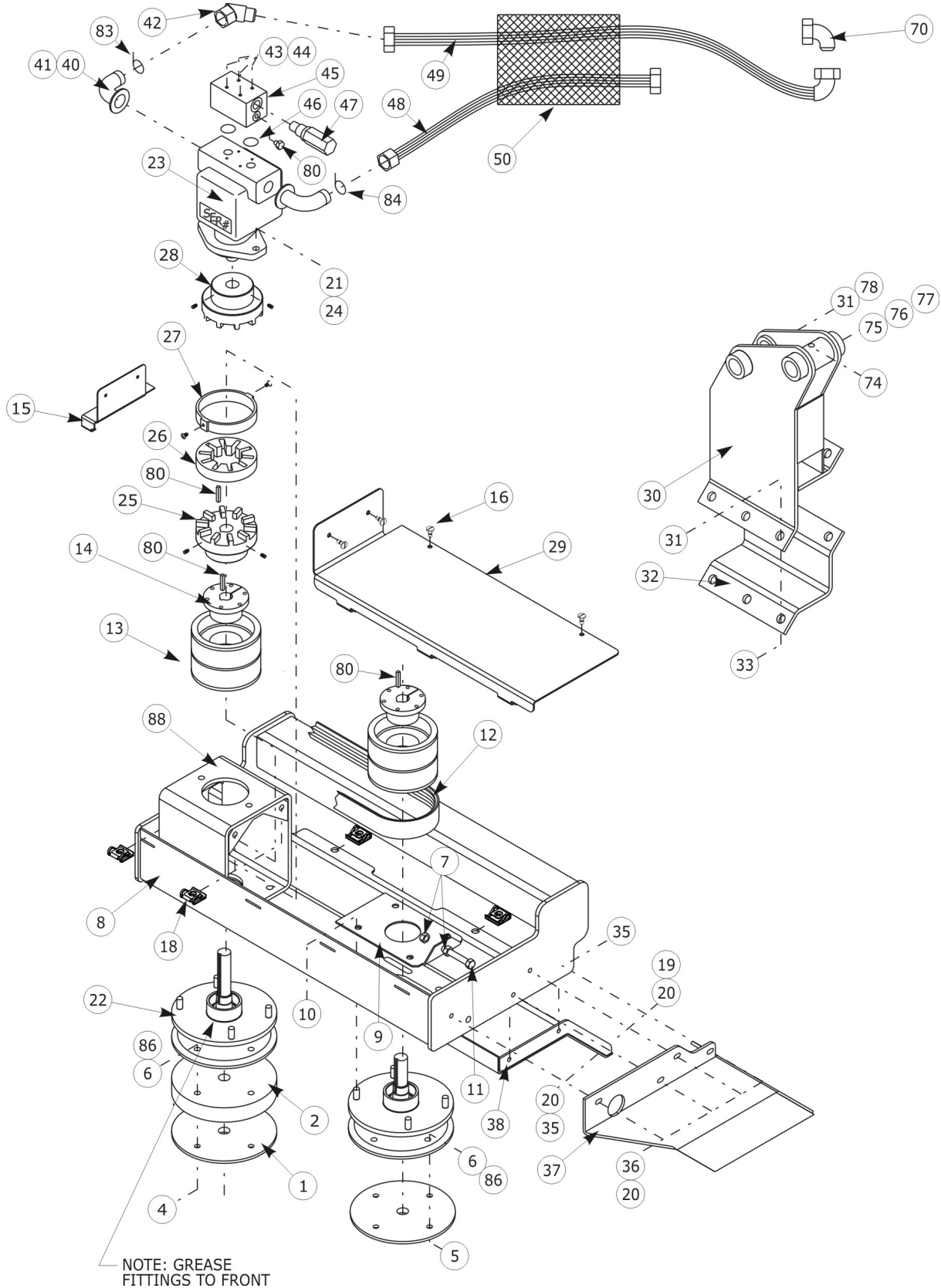
BUZZ BAR HEAD ASY 48 IN - SN 01307 (11-01) & UP (PAGE 1)

Continued...

ITEM	PART NO.	QTY.	DESCRIPTION
	02979266	-	SAW BLADE HEAD ASY, 2 BLADE 48" (EXCEPT 28 FT A-BOOM)
	02979268	-	SAW BLADE HEAD ASY, 2 BLADE 48" (28 FT A-BOOM ONLY)
1	02974237	2	END CAP
2	02974238	1	BLADE SPACER
3	02974235	1	HUB ASSEMBLY
4	02974659	4	SHCS 1/2 NC 3-1/2 W/ HOLE
5	02974658	4	SHCS 1/2 NC 2 W/ HOLE
6	02976017	8	SLOT NUT
7	00001200	2	HEXNUT 1/2 NC
8	02983631	1	WLDMT, 2 BLADE SAW BODY
9	02974225	1	TENSION ADJUST BRACKET
10	00750614	8	NUT 1/2 NF
11	002521	1	HHCS 1/2 NC 3-1/2, FULL THREAD
12	02974241	1	BELT, MICRO-V
13	02974239	2	SHEAVE
14	02974240	2	QD BUSHING
15	02979271	1	BELTCOVER, LEFT 2 BLADE
16	02984678	7	STUD 9MM 1/4 TURN
18	02984677	7	SLIP ON RECEPTACLE 9MM
19	00011400	1	HHCS 3/8 NC 1
20	00011100	10	FLATWASHER 3/8
21	00001800	2	LOCKNUT 1/2 NC
22	02978249	1	DRIVE HUB ASSEMBLY
23	02975175	11	MOTOR, GEAR
24	00749130	2	HHCS 1/2 NC 1-3/4
25	02978267	1	HUB, 20 R 10 W/1 - 1/8 BORE
26	02978268	1	INSERT, URETHANE 20 R 10 COUPLER
27	02978269	1	COVER,NYLON 20 R 10 COUPLER
28	02978266	1	HUB, 20R10 W/ 1" BORE
29	02979296	1	BELT COVER, SHORT
30	02970302	1	HITCH POST A-BOOM FLAILAXE
31	00037200	7	LOCKNUT 3/4 NC
32	02970324	1	CLAMP
33	02918600	6	HHCS 3/4 NC 2 GR8
35	00015800	9	LOCKNUT 3/8 NC
36	00023100	8	HHCS 3/8 NC 1-1/2
37	02974207	1	BUMPER
38	02979275	1	WLDMT, REAR SHIELD 2 BLADE (28 FT A-BOOM ONLY)
	02979274	1	WLDMT, REAR SHIELD 2 BLADE (EXCEPT 28 FT A-BOOM)
39	02975600	2	SAW BLADE 2 - PACK (SHIP UNMOUNTED)
40	02754100	2	ADP, HYD 20FL-16MJ-90 (28 FT A-BOOM ONLY)

A-BOOM (04-04) SN 04837 - UP Rev 01-11

BUZZ BAR HEAD ASY 48 IN - SN 01307 (11-01) & UP (PAGE 2)

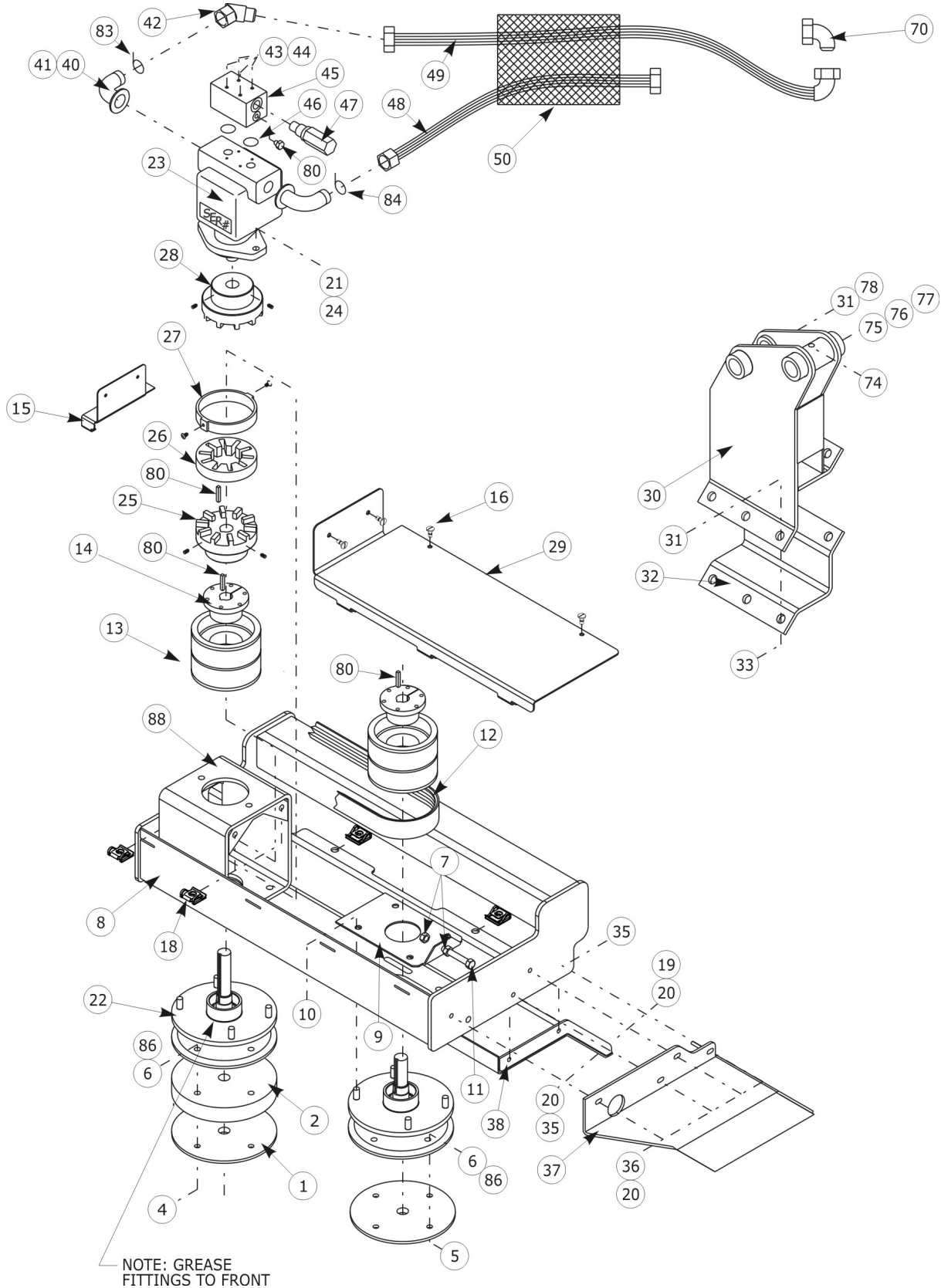


BUZZ BAR HEAD ASY 48 IN - SN 01307 (11-01) & UP (PAGE 2)

Continued...

ITEM	PART NO.	QTY.	DESCRIPTION
	02961280	2	ADP, HYD 20FL-20MJ-90 (EXCEPT 28 FT A-BOOM)
41	00749103	2	#20 SPLIT FLANGE KIT (28 FT A-BOOM ONLY)
	00749103	2	#20 SPLIT FLANGE KIT (EXCEPT 28 FT A-BOOM)
42	02959154	1	ADP, HYD 16MJ-16FJX-45 (28 FT A-BOOM ONLY)
	02960411	1	ADP, HYD 20FJX-20MJ-45 (EXCEPT 28 FT A-BOOM)
43	00024100	4	FLATWASHER 1/4 PL
44	10074000	4	HHCS 1/4 NC3
45	00760886	1	MANIFOLD BLOCK
46	00761699	2	O-RING
47	00751790	1	RELIEF CARTRIDGE
48	02751300	1	HOSE# 16 16FJX-16FJX-68LG (28 FT A-BOOM ONLY)
	02973124	1	HOSE# 20 20FJX-20FJX-68LG (EXCEPT 28 FT A-BOOM)
49	02215500	1	HOSE# 16 16FJX-16FJX90-84LG (28 FT A-BOOM ONLY)
	02973125	1	HOSE# 20 20FJX-20FJX90-82LG (EXCEPT 28 FT A-BOOM)
50	02961085	1	CORDURA SLEEVE
51	00758194	1	WARNING V-BELT PINCH
52	00769736	1	WARNING USE/REPAIR SHIELDS
53	00769737	1	DANGER CUTTING BLADES...
54	02925100	1	CAUTION GENUINE PARTS
55	02958241	1	DANGER OPERATOR SAFETY
56	02962764	1	DANGER PINCH POINT
57	00756004	1	DANGER GUARD MISSING
58	02965262	1	DANGER LEAK / HOSE BURST
59	02967827	1	DANGER MULTHAZARD ROTARY
60	00757139	1	ALAMO BY TERRAIN KING (28 FT A-BOOM ONLY)
	02960766	1	ALAMO LOGO 4.5 X 4.5 (EXCEPT 28 FT A-BOOM)
61	02974998	1	LOGO BUZZBAR
62	D138	1	DECAL BLADE ROTATION
63	02975158	1	WARNING HEARING PROTECTION
64	02975170	1	DANGER FOOT/LEG CONTACT
65	02975515	1	WARNING DISCONNECT SOLENOID
66	02975516	1	CAUTION NO HITCH POST HERE
68	02975513	1	SERIAL PLATE
69	3710151	4	METAL TACK
70	02956851	1	ADP HYD 16MJ-16FJX90 (28 FT A-BOOM ONLY)
	02960407	1	ADP HYD 20MJ-20FJX90 (EXCEPT 28 FT A-BOOM)
71	1458392	1	REFLECTOR RED
72	1458393	1	REFLECTOR YELLOW
74	00003500	1	GREASE FITTING
75	02030300	1	LOCKNUT 1 NC

BUZZ BAR HEAD ASY 48 IN - SN 01307 (11-01) & UP (PAGE 3)



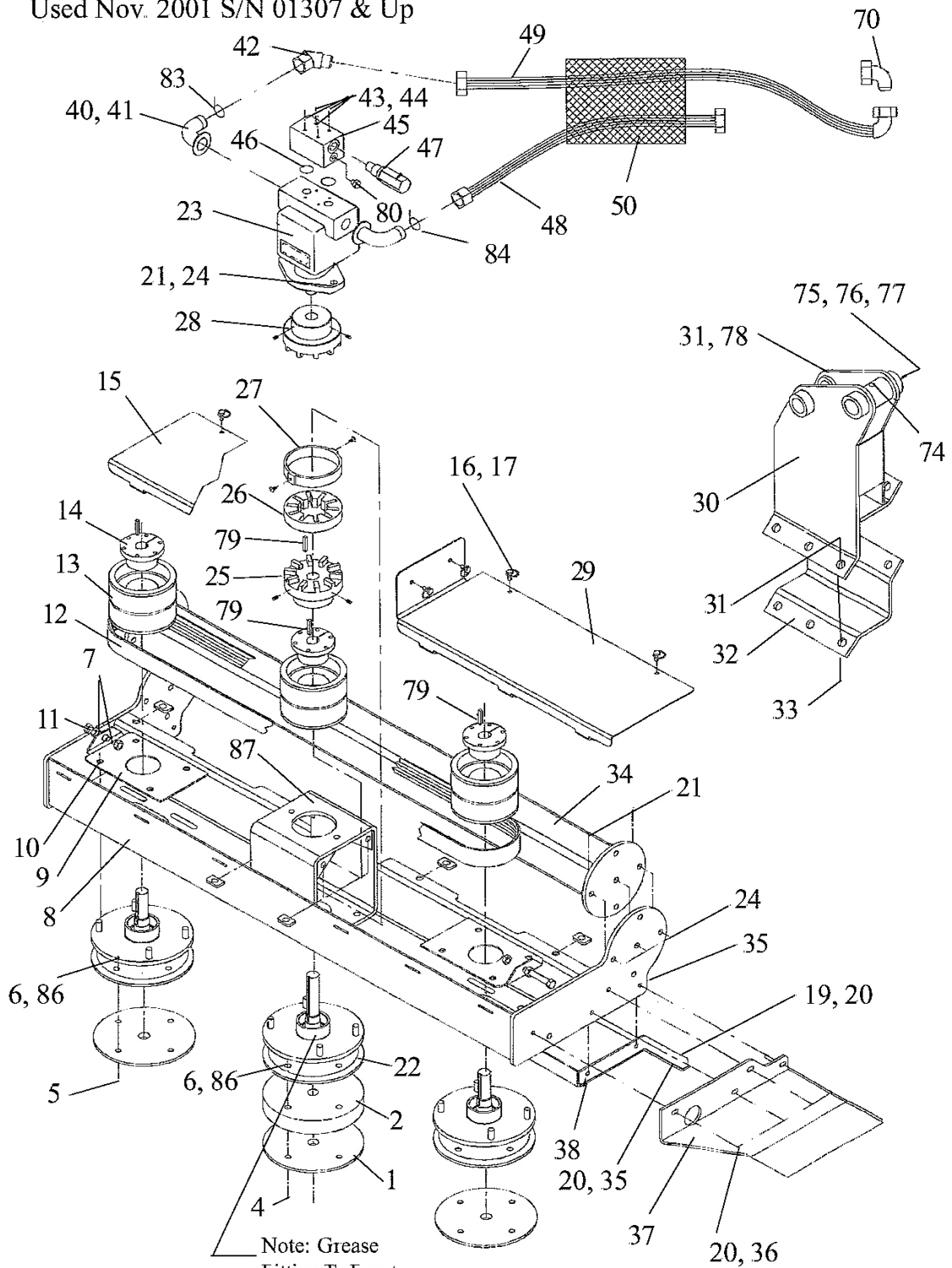
BUZZ BAR HEAD ASY 48 IN - SN 01307 (11-01) & UP (PAGE 3)

Continued...

ITEM	PART NO.	QTY.	DESCRIPTION
76	02958424	1	BUSHING
77	02956972	1	HHCS 1 X 9 NC
78	00752405	1	BOLT 3/4 NC
79	02669600	3	KEY 1/4 SQUARE
80	02961940	1	PLUG
82	02975931	1	INSERT SHEET (28 FT A-BOOM ONLY)
	02975929	1	INSERT SHEET (EXCEPT 28 FT A-BOOM)
84	02968894	1	RED TIE
85	40010000	8	COTTER KEY (SHIP UNMOUNTED)
86	63000500	8	WASHER (SHIP UNMOUNTED)
87	02979262	1	MACHINED TUBE, MOTOR MOUNT

BUZZ BAR HEAD ASY 69 IN - SN 01307 (11-01) & UP (PART 1)

Used Nov. 2001 S/N 01307 & Up



NOTE: Buzz Bar Head P/N 02979250 WILL NOI fit the 28 foot A-Boom, See Assembly P/N 02979252 for 28 foot A-Boom

BUZZ BAR HEAD ASY 69 IN - SN 01307 (11-01) & UP (PART 1)

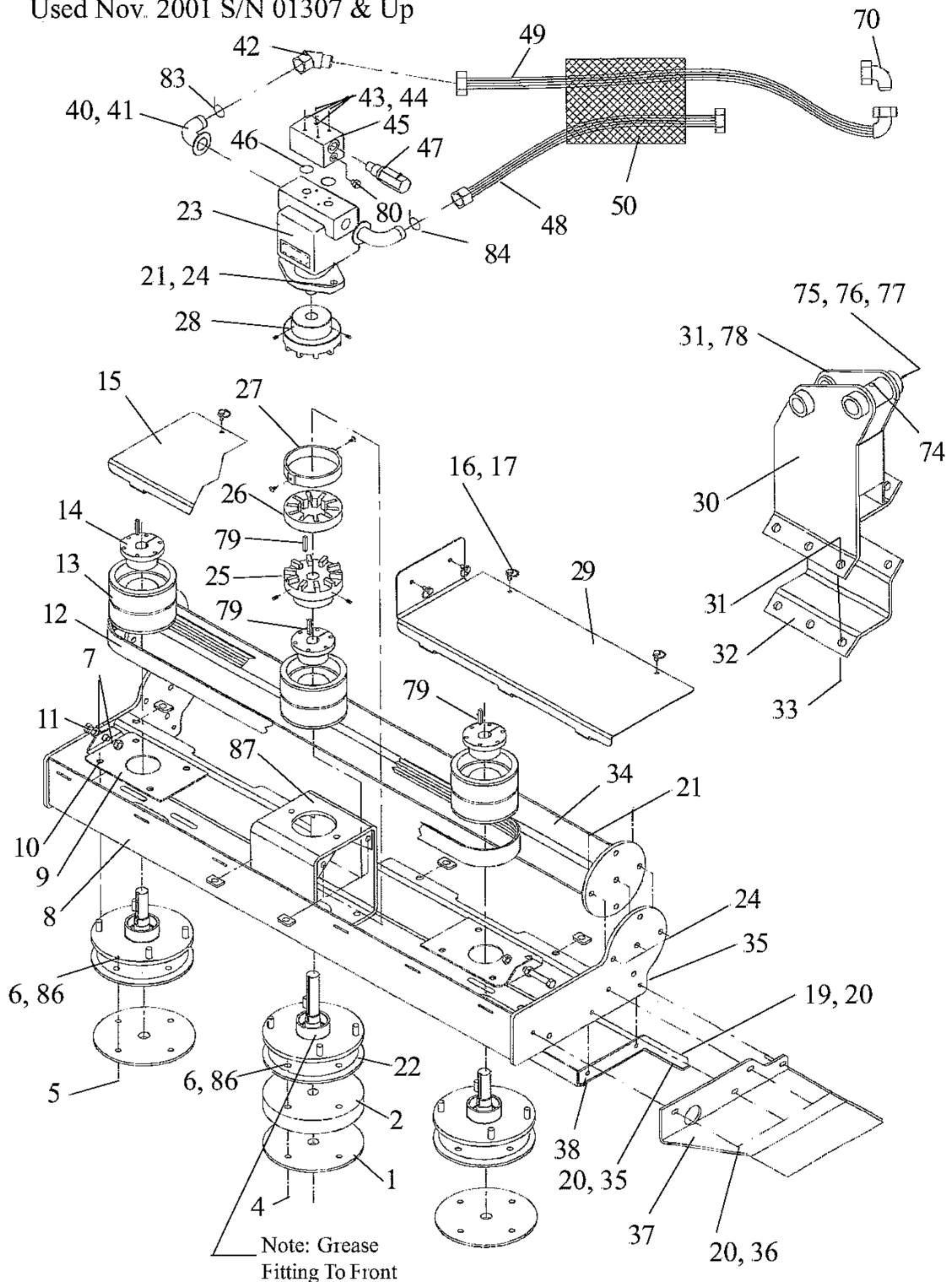
Continued...

ITEM	PART NO.	QTY.	DESCRIPTION
	02979250	1	SAW BLADE HEAD ASY, 3 BLADE 69" (EXCEPT 28 FT A-BOOM)
	02979252	2	SAW BLADE HEAD ASY, 3 BLADE 69" (28 FT A-BOOM ONLY)
1	02974237	3	END CAP
2	02974238	1	BLADE SPACER
3	02974235	2	SPINDLE ASY.
4	02974659	4	BOLT, SCKT HD CNTR-SNK 1/2"-NC X 3-1/2" W/HOLE
5	02974658	8	BOLT, SCKT HD CNTR-SNK 1/2"-NC X 2" W/HOLE
6	02976017	12	NUT, SLOTTED 1/2"-NC PLB
7	00001200	4	NUT, HEX 1/2"-NC PL
8	02979253	1	SAW BODY WELDMENT, 3 BLADE
9	02974225	2	TENSION ADJUSTMENT BRACKET
10	00750614	12	NUT, 1/2"-20NF 90DEG CONE LUG PL
11	002521	2	BOLT, HEX HEAD 1/2"-NC X 3-1/2" PL GR5
12	02974241	2	V-BELT
13	02974239	3	SHEAVE W/GROOVE
14	02974240	3	BUSHING, QD
15	02979255	1	SHEET, BELT COVER, LEFT 3 BLADE
16	02975441	8	STUD, QUICK RELEASE W/RING
17	02975440	8	RETAINER F/QUICK RELEASE
18	02975439	8	RECEIVER F/ QUICK RELEASE
19	00011400	1	BOLT, HEX HEAD 3/8"-NC X 1 PL GR5
20	00011100	10	FLATWASHER, 3/8" PL STD
21	00001800	6	LOCKNUT, TOPLOCK 1/2"-NC PLB
22	02978249	1	DRIVE SPINDLE ASY.
23	02975175	1	MOTOR, GEAR TYPE
24	00749130	8	BOLT, HEX HEAD 1/2"-13NC X 1-3/4" PL GR5
25	02978267	1	HUB, 1-1/8" BORE X 1/4" KEY
26	02978268	1	INSERT, URETHANE
27	02978269	1	COVER, PROTECTIVE NYLON
28	02978266	1	HUB, 1" BORE
29	02979296	1	BELT COVER, SHORT
30	02970302	1	HITCH POST WELDMENT
31	00037200	6	LOCKNUT, TOPLOCK 3/4"-NC PLC
32	02970324	1	PLATE, HITCH POST CLAMP
33	02918600	6	BOLT, HEX HEAD 3/4"-10NC X 2" PL GR8
34	02979256	1	HITCH TUBE WELDMENT, 3 BLADE
35	00015800	9	LOCKNUT, TOPLOCK 3/8"-NC PLB
36	00023100	8	BOLT, HEX HEAD 3/8"-16NC X 1-1/2" PL GR5
37	02974207	1	BUMPER
38	02979258	1	SHIELD WELDMENT, REAR
39	02975600	1	SAW BLADE PACKAGE OF 2

A-BOOM (04-04) SN 04837 - UP Rev 01-11

BUZZ BAR HEAD ASY 69 IN - SN 01307 (11-01) & UP (PART 2)

Used Nov. 2001 S/N 01307 & Up



NOTE: Buzz Bar Head P/N 02979250 WILL NOI fit the 28 foot A-Boom, See Assembly P/N 02979252 for 28 foot A-Boom

BUZZ BAR HEAD ASY 69 IN - SN 01307 (11-01) & UP (PART 2)

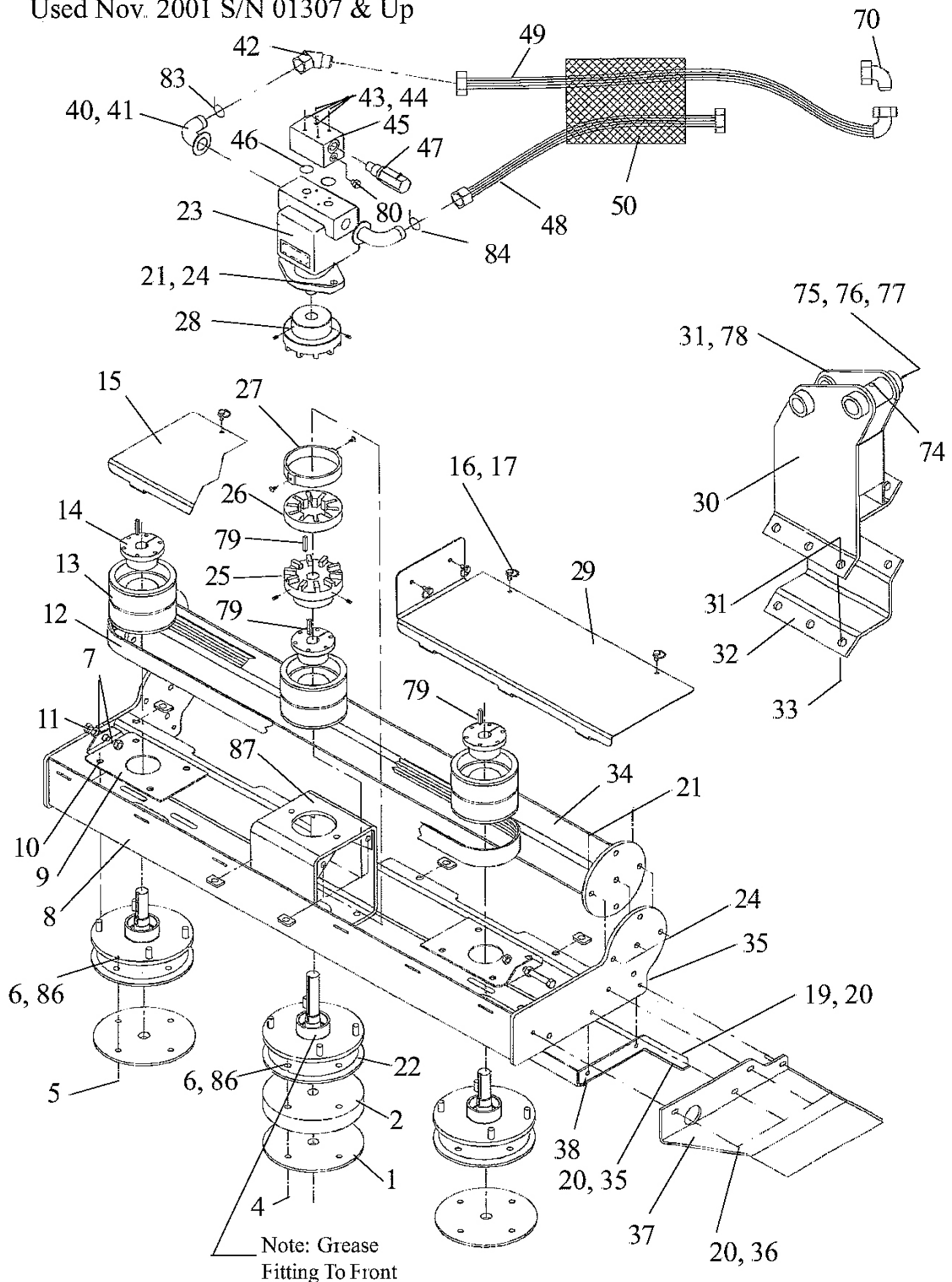
Continued...

ITEM	PART NO.	QTY.	DESCRIPTION
40	02961280	2	ADAPTER, HYD 20FL-20MJ90 (EXCEPT 28 FT A-BOOM)
	02754100	2	ADAPTER, HYD 20FL-16MJ90 (28 FT A-BOOM ONLY)
41	00749103	2	SPLIT FLANGE KIT, #20
42	02960411	1	ADAPTER, HYD 20FJX-20MJ45 (EXCEPT 28 FT A-BOOM)
	02959154	2	ADAPTER, HYD 16MJ-16FJX45 (28 FT A-BOOM ONLY)
43	00024100	4	FLATWASHER, 1/4"
44	10074000	4	BOLT, HEX HEAD 1/4" X 3
45	00760886	1	MANIFOLD BLOCK
46	00761699	2	O-RING
47	00751790	1	RELIEF CARTRIDGE
48	02973124	1	HOSE, #20-20FJX-20FJX-68"LG (EXCEPT 28 FT A-BOOM)
	02751300	1	HOSE, #16-16FJX-16FJX- 68"LG (28 FT A-BOOM ONLY)
49	02973125	1	HOSE, #20-20FJX-20FJX-82"LG (EXCEPT 28 FT A-BOOM)
	02215500	1	HOSE, #16-16FJX-16FJX90-84"LG (28 FT A-BOOM ONLY)
50	02961085	1	CORDURA SLEEVE
51	00758194	1	DECAL, WARNING BELT SHIELD
52	00769736	1	DECAL, USE/REPAIR GUARDS
53	00769737	1	DECAL, BLADES THROWN OBJECTS
54	02925100	1	DECAL, REPLACE PARTS
55	02958241	1	DECAL, TRACTOR OPERATOR SAFETY
56	02962764	1	DECAL, PINCH POINTS
57	00756004	1	DECAL, SHIELD MISSING
58	02965262	1	DECAL, WARNING HOSE BURST
59	02967827	1	DECAL-MULTI HAZ
60	02960766	2	DECAL, ALAMO INDUSTRIAL LOGO
61	02974998	1	DECAL, BUZZBAR
62	D138	1	DECAL, BLADE ROTATION
63	02975158	1	DECAL, HEAR PROTECTION REQD
64	02975170	1	DECAL, ROTATING BLADES
65	02975515	1	DECAL, WARNING DISCONNECT
66	02975516	1	DECAL, NO HITCH POST HERE
68	---NFS----	-	SERIAL NUMBER PLATE BB90
69	---NFS----	-	METAL TACK
70	02960407	1	ADAPTER, HYD 20MJ-20FJX90 (EXCEPT 28 FT A-BOOM)
	02956851	1	ADAPTER, HYD 16MJ-16FJX90 (28 FT A-BOOM ONLY)
71	1458392	1	DECAL, RED REFLECTOR
72	1458393	1	DECAL, YELLOW REFLECTOR
74	00003500	1	GREASE FITTING
75	02030300	1	NUT, 1"-NC
76	02958424	1	BUSHING

A-BOOM (04-04) SN 04837 - UP Rev 01-11

BUZZ BAR HEAD ASY 69 IN - SN 01307 (11-01) & UP (PART 3)

Used Nov. 2001 S/N 01307 & Up



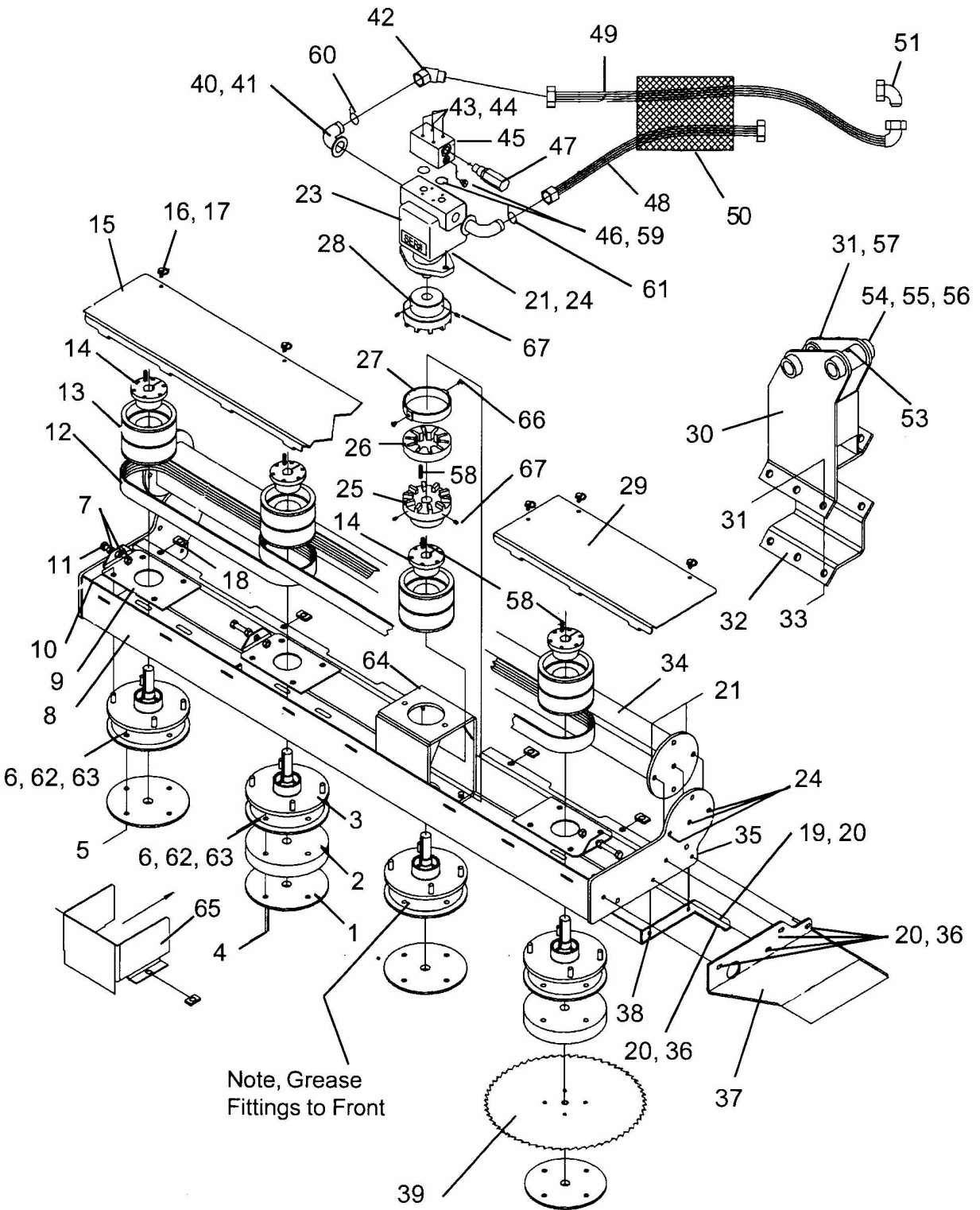
NOTE: Buzz Bar Head P/N 02979250 WILL NOI fit the 28 foot A-Boom, See Assembly P/N 02979252 for 28 foot A-Boom

BUZZ BAR HEAD ASY 69 IN - SN 01307 (11-01) & UP (PART 3)

Continued...

ITEM	PART NO.	QTY.	DESCRIPTION
77	02956972	1	BOLT, HEX HEAD 1"-NC X 9"
78	00752405	1	BOLT, HEX HEAD 3/4"-NC
79	02969600	4	KEY, 1/4" SQ KEY X 1-1/4" LG
80	02961940	1	PLUG
82	02975929	1	INSERT SHEET, BUZZBAR (EXCEPT 28 FT A-BOOM)
	02975931	1	INSERT SHEET, BUZZBAR (28 FT A-BOOM ONLY)
83	02968896	1	PLASTIC TIE, ORANGE
84	02968894	1	PLASTIC TIE, RED
85	40010000	12	COTTER PIN, 1/8" X 1"
86	63000500	12	WASHER, PLATED
87	02979262	1	MOTOR MOUNT TUBE, MACHINED

BUZZ BAR HEAD ASY 90 IN - SN 01306 (10-31) & DOWN (PART 1)



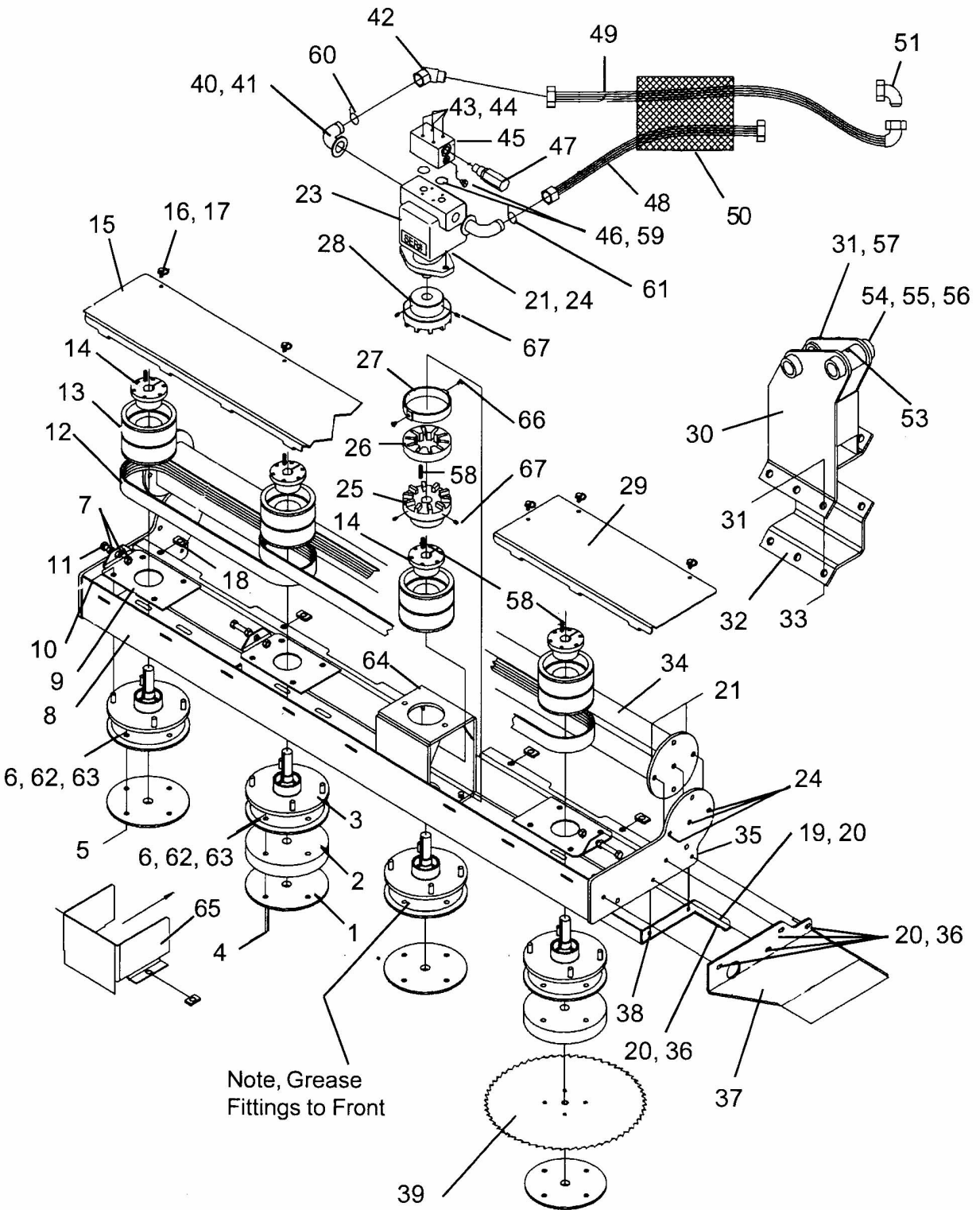
BUZZ BAR HEAD ASY 90 IN - SN 01306 (10-31) & DOWN (PART 1)

Continued...

ITEM	PART NO.	QTY.	DESCRIPTION
	02974204	-	BUZZ BAR HEAD ASY, 4 BLADE 90" (EXCEPT 28 FT A-BOOM)
	02974219	-	BUZZ BAR HEAD ASY, 4 BLADE 90" (28 FT A-BOOM ONLY)
1	02974237	4	END CAP
2	02974238	2	BLADE SPACER
3	02974235	4	SPINDLE ASY.
4	02974659	8	BOLT, SOCKET HEAD
5	02974658	8	BOLT, SOCKET HEAD
6	02976017	16	SLOTTED NUT, SLOTTED 1/2 NC PLB
7	00001200	6	NUT
8	02974209	1	SAW BODY WLDMNT, USED 01/99 TO 12/01
9	02974225	3	BRACKET, TENSION ADJUSTMENT
10	00750614	16	NUT
11	002521	3	BOLT
12	02974241	3	BELT
13	02974239	4	SHEAVE
14	02974240	3	BUSHING QD, W/ BOLTS
15	02974206	1	BELT COVER, LONG USED 01/99 TO 12/01
16	02975441	5	STUD, QUICK RELEASE W/RING
17	02975440	5	RETAINER, F/ QUICK RELEASE
18	02975439	5	RECEIVER, F/ QUICK RELEASE
19	00011400	5	BOLT
20	00011100	6	FLATWASHER
21	00001800	6	LOCKNUT
22	02974216	1	PLATE, MOTOR MOUNT
23	02975175	1	MOTOR ASY, GEAR 3.94 CIR
24	00749130	8	BOLT
25	02978267	1	HUB, 20R10 W/ 1-1/8" BORE
26	02978268	1	URETHANE INSERT 20R10 COUPLER
27	02978269	1	COVER, NYLON 20R10 COUPLER
28	02978266	1	HUB, 20R10 W/ 1" BORE
29	02974205	1	BELT COVER, SHORT USED 01/99 TO 12/01
30	02970302	1	WELDMENT, HITCH POST
31	00037200	7	LOCKNUT
32	02970324	1	PLATE, HITCH POST CLAMP
33	02978600	6	SHIELD, SPLITTER MOUNT
34	02974215	1	HITCH TUBE WLDMNT, 4 BLADE SAW
35	00015800	9	LOCKNUT
36	00023100	9	BOLT
37	02974207	1	BUMPER
38	02974212	1	SHIELD WLDMNT, REAR
39	02975600	2	SAW BLADE PACKAGE OF 2 BLADES

A-BOOM (04-04) SN 04837 - UP Rev 01-11

BUZZ BAR HEAD ASY 90 IN - SN 01306 (10-31) & DOWN (PART 2)



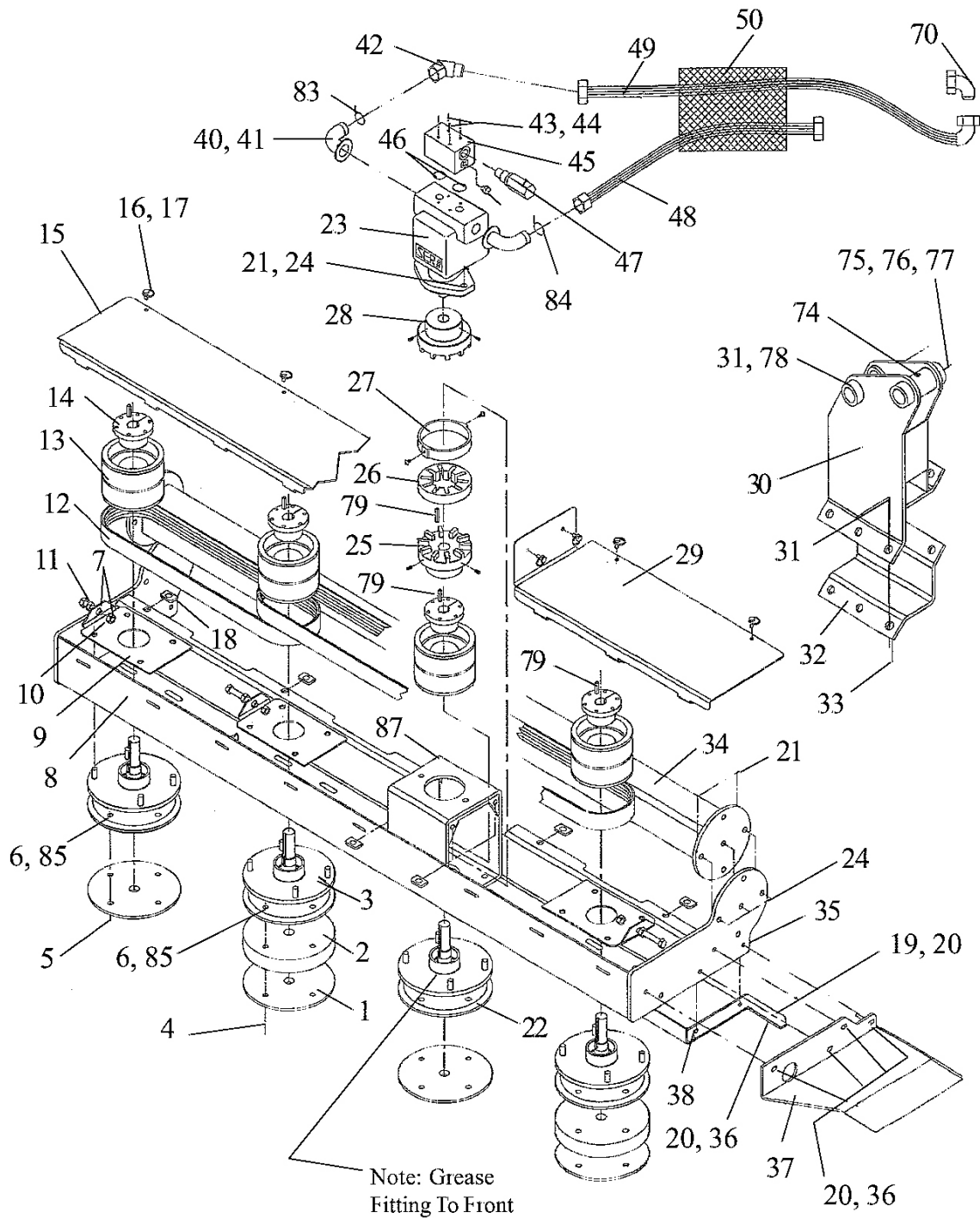
BUZZ BAR HEAD ASY 90 IN - SN 01306 (10-31) & DOWN (PART 2)

Continued...

ITEM	PART NO.	QTY.	DESCRIPTION
40	02961280	2	ADAPTER, HYD 20FL-20MJ90 (EXCEPT 28 FT A-BOOM)
	02754100	2	ADAPTER, HYD 20FL-16MJ90 (28 FT A-BOOM ONLY)
41	00749103	2	SPLIT FLANGE KIT
42	02960411	1	ADAPTER, HYD 20FJX-20MJ45 (EXCEPT 28 FT A-BOOM)
	02959154	2	ADAPTER, HYD 16MJ-16FJX45 (28 FT A-BOOM ONLY)
43	00024100	4	FLATWASHER
44	10074000	4	BOLT
45	00760886	1	MANIFOLD BLOCK
46	00761699	2	O-RING
47	00751790	1	RELIEF VALVE, SET TO 1850 PSI
48	02973124	1	HOSE, #20-20FJX-20FJX-68"LG (EXCEPT 28 FT A-BOOM)
	02751300	1	HOSE, #16-16FJX-16FJX-68"LG (28 FT A-BOOM ONLY)
49	02973125	1	HOSE, #20-2FJX-20FJX90-82"LG (EXCEPT 28 FT A-BOOM)
	02215500	1	HOSE #16-16FJX-16FJX90-84"LG (28 FT A-BOOM ONLY)
50	02961085	1	CORDURA SLEEVING, 54" LG
51	02960407	1	ADAPTER, HYD 20MJ-20FJX90 (EXCEPT 28 FT A-BOOM)
	02956851	1	ADAPTER, HYD 16MJ-16FJX90 (28 FT A-BOOM ONLY)
52	02975434	1	BUSHING QD, MODIFIED
53	00003500	1	GREASE FITTING, STRAIGHT
54	02030300	1	LOCKNUT
55	02958424	1	BUSHING
56	02956972	1	BOLT
57	00752405	1	BOLT
58	02669600	4	KEY
59	02961940	1	PLUG, HEX SOCKET HEAD
60	02968896	1	PLASTIC TIE 11" LG
61	02968894	1	PLASTIC TIE 11" LG
62	40010000	16	COTTER PIN
63	63000500	16	WASHER
64	02956851	1	ADAPTER, HYD ELBOW 90 DEG
65	02975929	1	INSERT SHEET BUZZBAR (EXCEPT 28 FT A-BOOM)
	02975931	1	INSERT SHEET BUZZBAR, (28 FT A-BOOM ONLY)

BUZZ BAR HEAD ASY 90 IN - SN 01307 (11-01) & UP (PART 1)

Used Nov. 2001 S/N 01307 & Up



NOTE: Buzz Bar Head P/N 02974204 WILL NOT fit the 28 foot A-Boom, See Assembly P/N 02974219 for 28 foot A-Boom

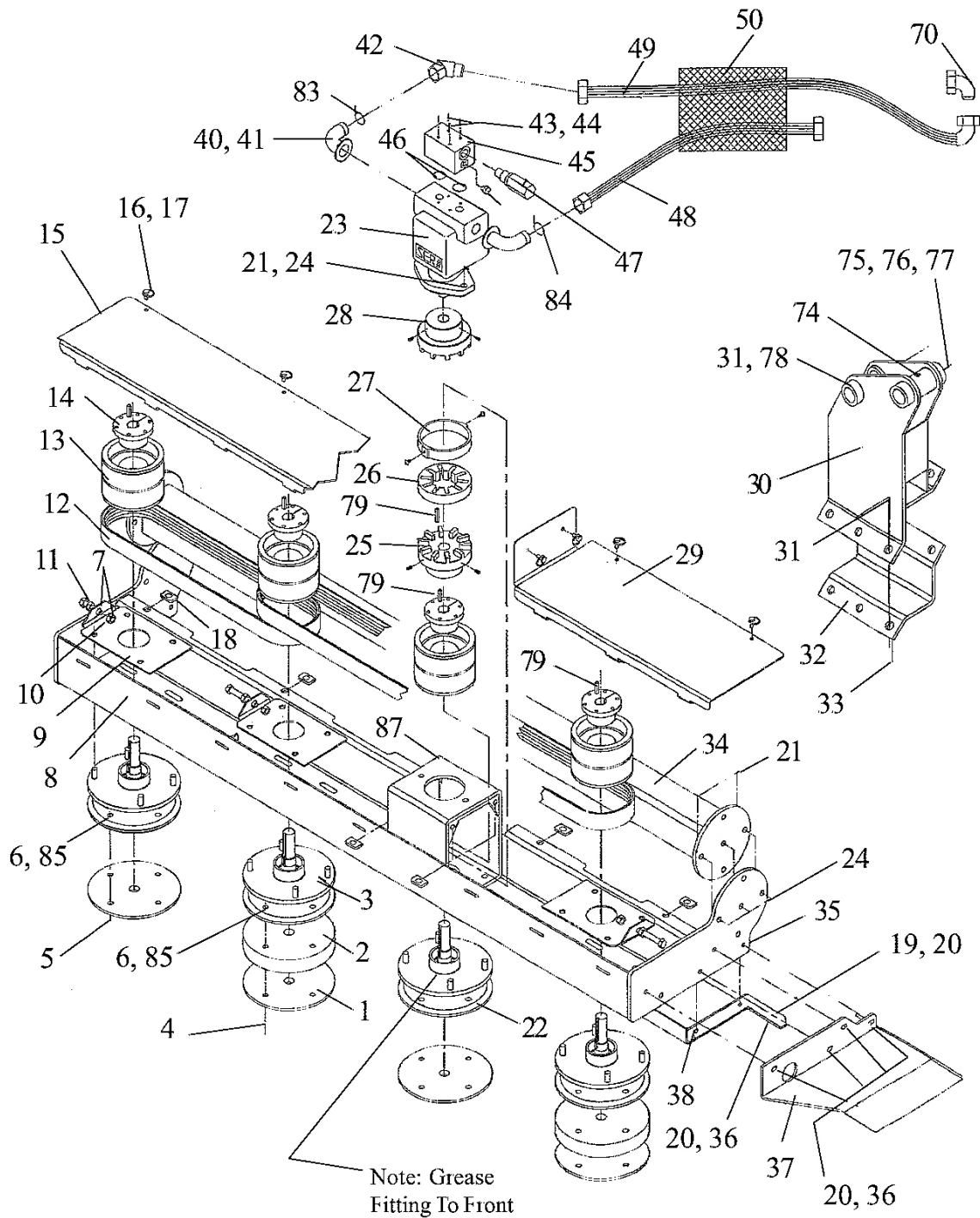
BUZZ BAR HEAD ASY 90 IN - SN 01307 (11-01) & UP (PART 1)

Continued...

ITEM	PART NO.	QTY.	DESCRIPTION
	02974204	1	SAW HEAD ASY, 4 BLADE 90" (EXCEPT 28 FT BOOM
	02974219	1	SAW HEAD ASY, 4 BLADE 90" (28 FT BOOM ONLY)
1	02974237	4	END CAP
2	02974238	2	BLADE SPACER
3	02974235	3	SPINDLE HUB ASY.
4	02974659	8	BOLT, SOCKET HEAD COUNTERSUNK 1/2"-NC X 3-1/2" W/HOLE
5	02974658	8	BOLT, SOCKET HEAD COUNTERSUNK 1/2"-NC X 2" W/HOLE
6	02976017	16	NUT, SLOTTED 1/2"-NC PLB
7	00001200	6	NUT, HEX 1/2"-NC PL
8	02979295	1	SAW BODY WELDMENT, 4 BLADE
9	02974225	3	TENSION ADJUSTMENT BRACKET
10	00750614	16	NUT, 1/2"-20NF - 90 DEG.CONE LUG PL
11	002521	3	BOLT, HEX HEAD 1/2"-NC X 3-1/2" PL GR5
12	02974241	3	BELT, POLY-V
13	02974239	4	SHEAVE, PULLEY
14	02974240	4	BUSHING, QD
15	02979297	1	SHEET, BELT COVER, LEFT 4 BLADE
16	02975441	9	STUD, QUICK RELEASE W/RING
17	02975440	9	RETAINER F/ QUICK RELEASE
18	02975439	9	RECEIVER F/ QUICK RELEASE
19	00011400	1	BOLT, HEX HEAD 3/8"-NC X 1" PL GR5
20	00011100	10	FLATWASHER, 3/8" PL STD
21	00001800	6	LOCKNUT, TOPLOCK 1/2"-NC PLB
22	02978249	1	DRIVE SPINDLE ASY
23	02975175	1	MOTOR, GEAR TYPE
24	00749130	8	BOLT, HEX HEAD 1/2"-13NC X 1-3/4" PL GR5
25	02978267	1	HUB, 1-1/8" BORE 1/4" KEY
26	02978268	1	INSERT, URETHANE
27	02978269	1	COVER, PROTECTIVE NYLON
28	02978266	1	HUB, 1" BORE
29	02979296	1	BELT COVER, SHORT
30	02970302	1	HITCH POST WELDMENT
31	00037200	6	LOCKNUT, TOPLOCK 3/4"-NC PLC
32	02970324	1	PLATE, HITCH POST CLAMP
33	02918600	6	BOLT, HEX HEAD 3/4"-10NC X 2" PL GR8
34	02974215	1	HITCH TUBE WELDMENT, 4 BLADE
35	00015800	9	LOCKNUT, TOPLOCK 3/8"-NC PLB
36	00023100	8	BOLT, HEX HEAD 3/8"-16NC X 1-1/2" PL GR5
37	02974207	1	BUMPER
38	02974212	1	SHIELD WELDMENT, REAR 4 BLADE
39	02975600	1	SAW BLADE SET, SET OF 2 BLADES

BUZZ BAR HEAD ASY 90 IN - SN 01307 (11-01) & UP (PART 2)

Used Nov. 2001 S/N 01307 & Up



NOTE: Buzz Bar Head P/N 02974204 WILL NOT fit the 28 foot A-Boom, See Assembly P/N 02974219 for 28 foot A-Boom

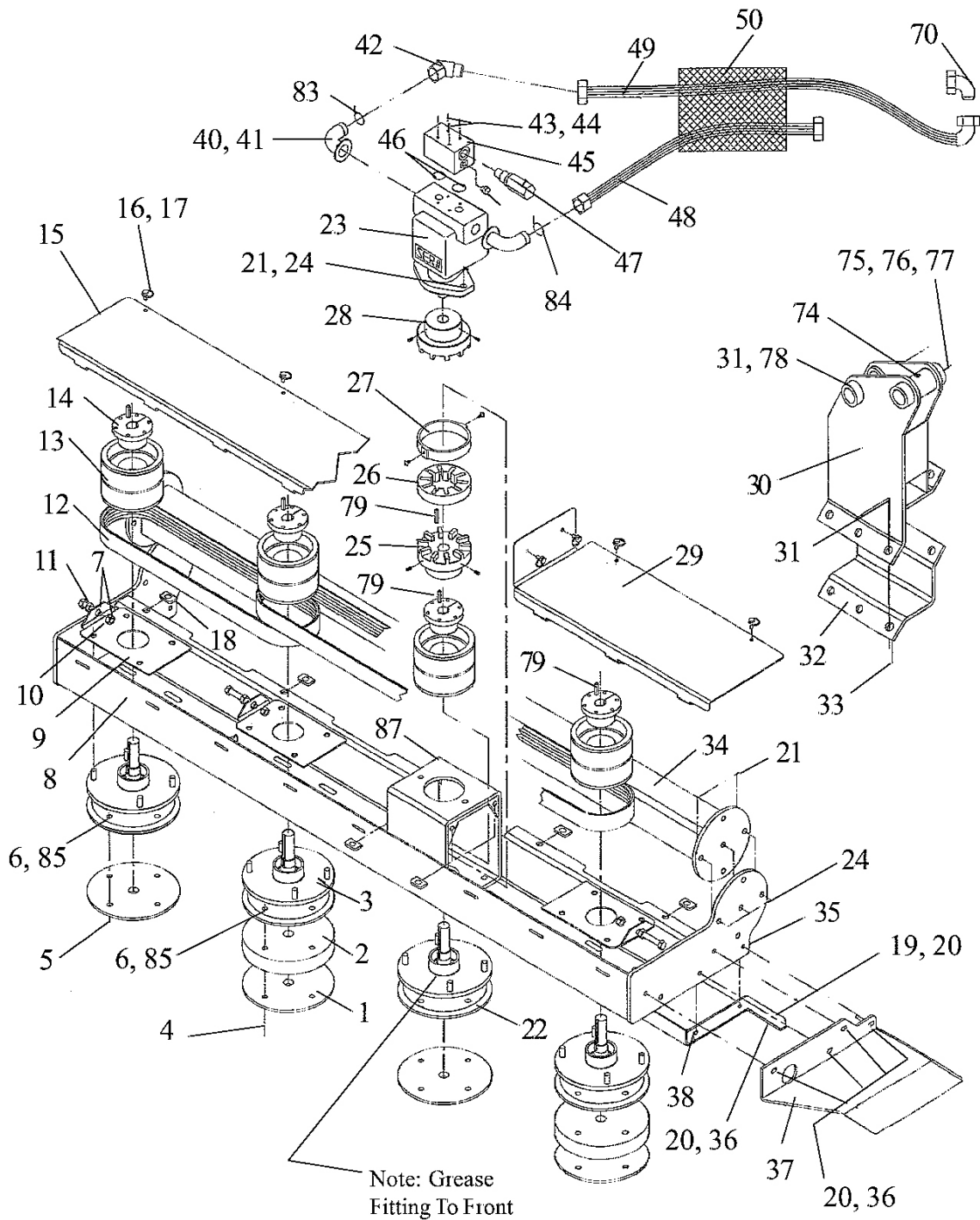
BUZZ BAR HEAD ASY 90 IN - SN 01307 (11-01) & UP (PART 2)

Continued...

ITEM	PART NO.	QTY.	DESCRIPTION
40	02961280	2	ADAPTER, HYD 20FL-20MJ45 (EXCEPT 28 FT. BOOM)
	02754100	2	ADAPTER, HYD 20FL-16MJ90 (28 FT. BOOM ONLY)
41	00749103	2	SPLIT FLANGE KIT, #20
42	02960411	1	ADAPTER, HYD 20FJX-20MJ45 (EXCEPT 28 FT. BOOM)
	02959154	1	ADAPTER, HYD 16MJ-16FJX45 (28 FT BOOM ONLY)
43	00024100	4	FLATWASHER, 1/4" PL
44	10074000	4	BOLT, HEX HEAD 1/4" X 3"
45	00760886	1	MANIFOLD BLOCK
46	00761699	2	O-RING
47	00751790	1	RELIEF CARTRIDGE
48	02973124	1	HOSE, #20-20FJX-20FJX90-82"LG (EXCEPT 28 FT. BOOM)
	02751300	1	HOSE, #16-16FJX-16FJX-68"LG (28 FT. BOOM ONLY)
49	02973125	1	HOSE, #20-20FJX-20FJX-68"LG (EXCEPT 28 FT. BOOM)
	02215500	1	HOSE, #16-16FJX-16FJX90-84"LG (28 FT. BOOM ONLY)
50	02961085	1	CORDURA SLEEVE
51	00758194	1	DECAL, WARNING BELT SHIELD
52	00769736	1	DECAL, USE/REPAIR GUARDS
53	00769737	1	DECAL, BLADES THROWN OBJECTS
54	02925100	1	DECAL, REPLACEMENT PARTS
55	02958241	1	DECAL, TRACTOR OPERATOR SAFETY
56	02962764	1	DECAL, PINCH POINTS
57	00756004	1	DECAL, SHIELD MISSING
58	02965262	1	DECAL, WARNING HOSE BURST
59	02967827	1	DECAL, MULTI HAZZARD
60	00757139	2	DECAL, ALAMO GROUP
61	02974998	1	DECAL, BUZZBAR
62	D138	1	DECAL, BLADE ROTATION
63	02975158	1	DECAL, HEAR PROTECTION REQD
64	02975170	1	DECAL, ROTATING BLADES
65	02975515	1	DECAL, WARNING DISCONNECT
66	02975516	1	DECAL, NO HITCH POST HERE
68	----NFS----	-	PLATE, SERIAL NUMBER BB90
69	----NFS----	-	METAL, TACK
70	02960407	1	ADAPTER, HYD 20MJ-20FJX90 (EXCEPT 28 FT BOOM)
	02956851	1	ADAPTER, HYD 16MJ-16FJX90 (28 FT BOOM ONLY)
72	1458392	1	DECAL, RED REFLECTOR
73	1458393	1	DECAL, YELLOW REFLECTOR
74	00003500	1	GREASE FITTING
75	02030300	1	NUT, 1"-NC
76	02958424	1	BUSHING

BUZZ BAR HEAD ASY 90 IN - SN 01307 (11-01) & UP (PART 3)

Used Nov. 2001 S/N 01307 & Up



NOTE: Buzz Bar Head P/N 02974204 WILL NOT fit the 28 foot A-Boom, See Assembly P/N 02974219 for 28 foot A-Boom

BUZZ BAR HEAD ASY 90 IN - SN 01307 (11-01) & UP (PART 3)

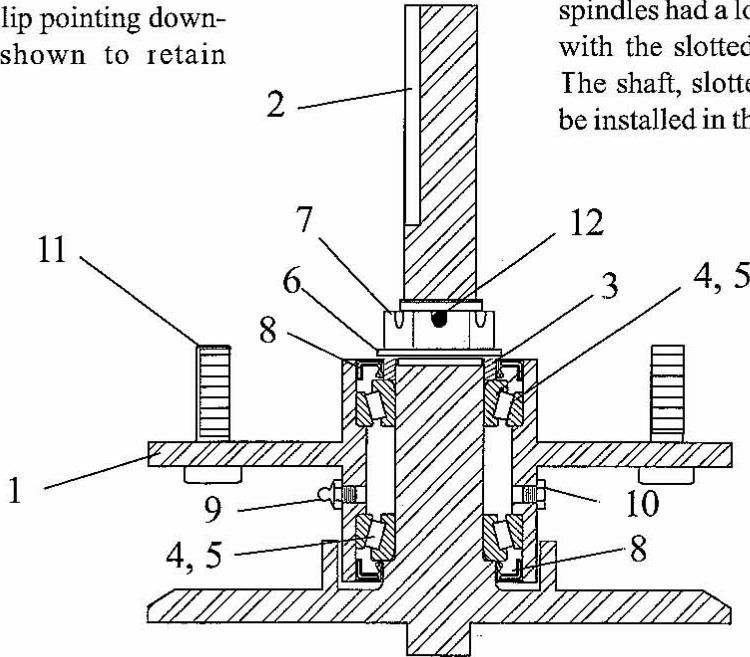
Continued...

ITEM	PART NO.	QTY.	DESCRIPTION
77	02956972	1	BOLT, HEX HEAD 1"-NC X 9"
78	00752405	1	BOLT, HEX HEAD 3/4"-NC
79	02669600	5	KEY, 1/4" SQ KEY 1-1/4" LG
80	02961940	1	PLUG
82	02975929	1	INSERT SHEET, BUZZBAR (EXCEPT 28 FT BOOM)
	02975931	1	INSERT SHEET BUZZBAR (28 FT BOOM ONLY)
83	02968896	1	PLASTIC TIE, ORANGE
84	02968894	1	PLASTIC TIE, RED
85	40010000	16	COTTER PIN, 1/8" X 1
86	63000500	16	WASHER, PLATED
87	02979262	1	MOTOR MOUNT TUBE, MACHINED

BUZZ BAR SPINDLE ASY - SN BB-01219

Note: Install top seal (item 8) before installing bearing collar (item 3). Seal must be installed with inner lip pointing downward as shown to retain grease.

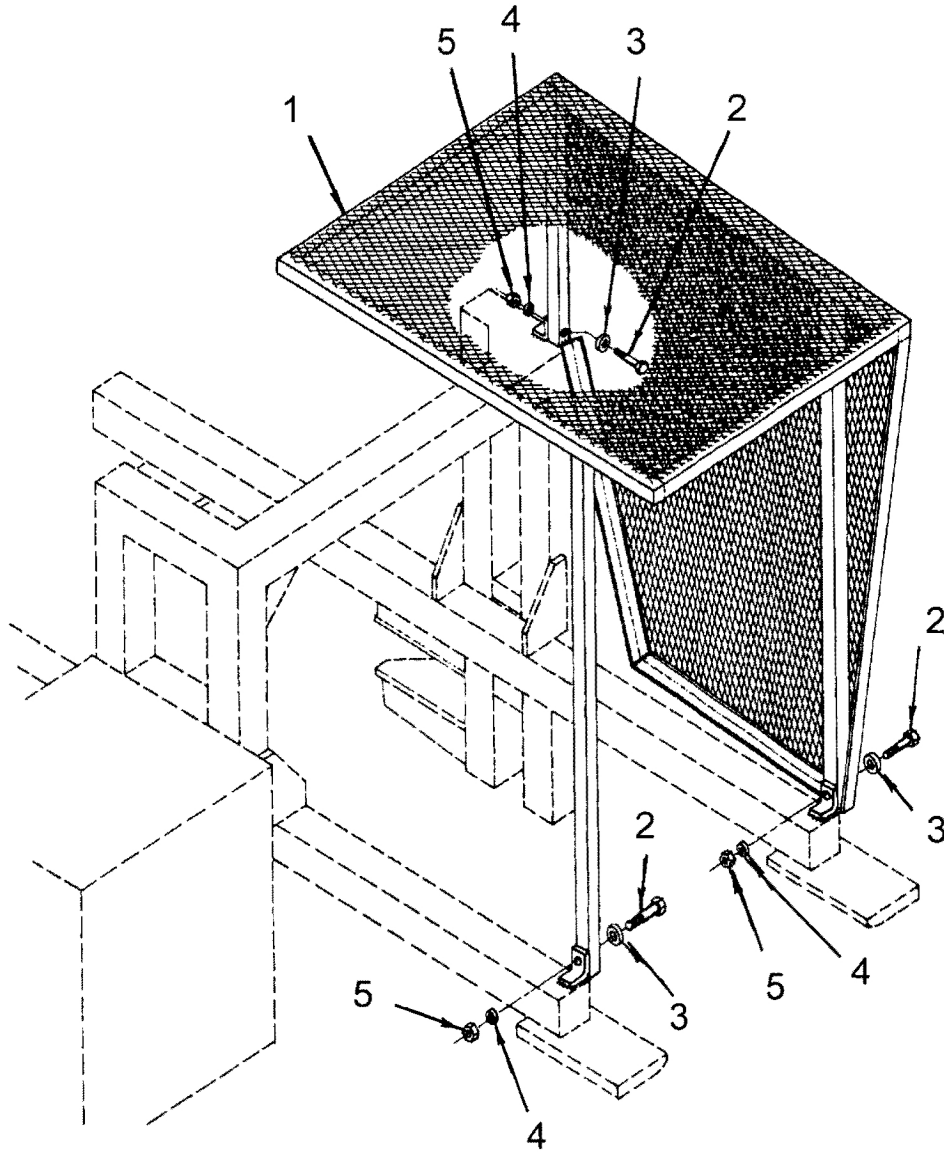
Note: Drive spindle and non-drive spindles are the same except for the shaft. These spindles were used from S/N BB90-01219 and up. The older spindles had a locking tab nut which was replaced with the slotted nut and cotter pin shown here. The shaft, slotted nut, cotter pin and washer can be installed in the older spindles.



ITEM	PART NO.	QTY.	DESCRIPTION
	02978249	1	SPINDLE ASY, DRIVE SPINDLE (SHOWN)
	02974235	-	SPINDLE ASY, NON-DRIVE (NOT SHOWN)
1	02974224	1	SPINDLE HOUSING, MACHINED
2	02978472	-	SPINDLE SHAFT, NON-DRIVE SPINDLE
	02978257	1	SPINDLE SHAFT, DRIVE SPINDLE
3	02974234	-	COLLAR, BEARING PRELOAD
4	70044	-	BEARING CUP, UPPER OR LOWER
5	5312314	-	BEARING CONE, UPPER OR LOWER
6	15C2000	-	WASHER, 1-1/4" HARDEND
7	5D20120	-	NUT, HEX SLOTTED 1-1/4"-12NF PL
8	00766549	-	SEAL, UPPER OR LOWER
9	00003500	-	GREASE FITTING, 1/8" STRAIGHT
10	02959018	-	GREASE RELIEF FITTING, 1-5LBS
11	00752177	-	BOLT, STUD 1/2"-20NF X 1-7/8"
12	00606000	-	COTTER PIN, 3/16 X 2

THIS PAGE INTENTIONAL LEFT BLANK

CAGE ASY - UNIVERSAL MOUNT

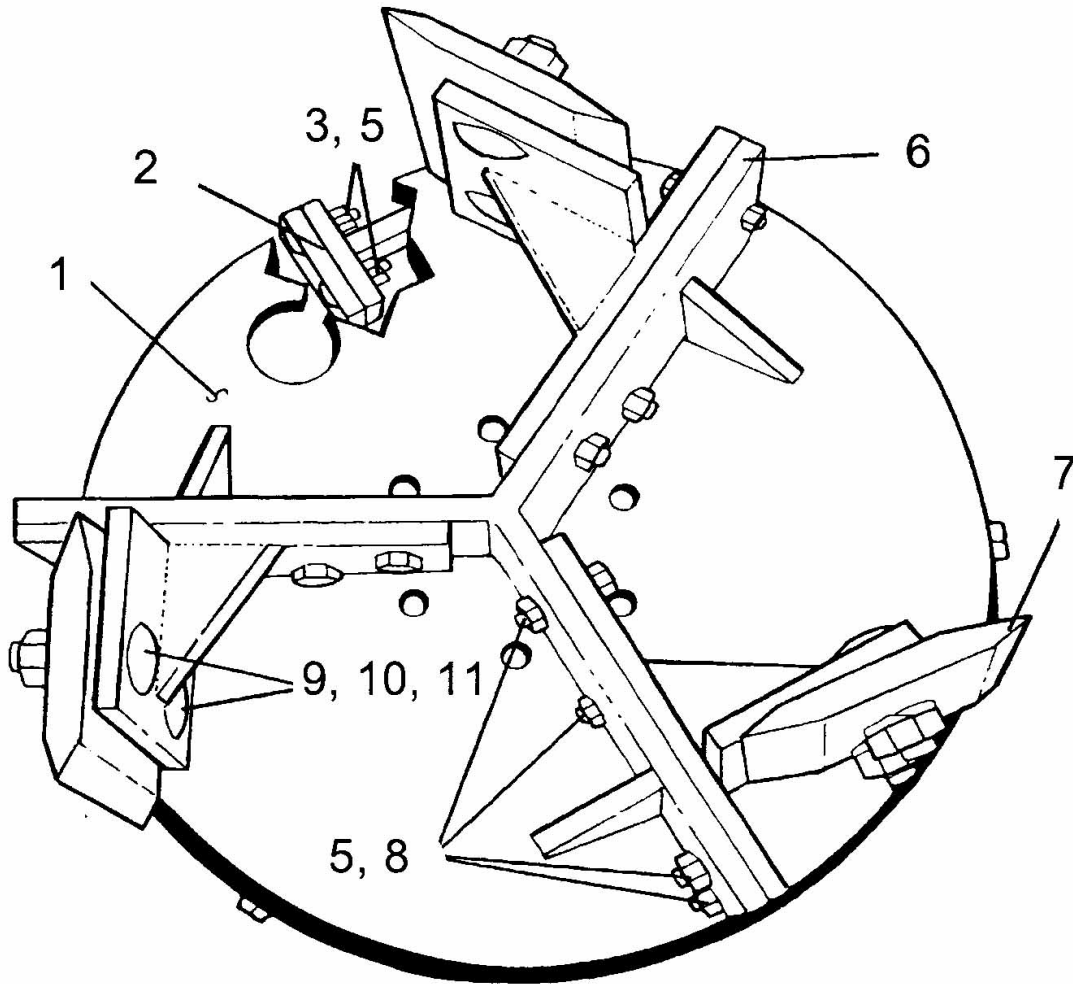


CAGE ASY - UNIVERSAL MOUNT

Continued...

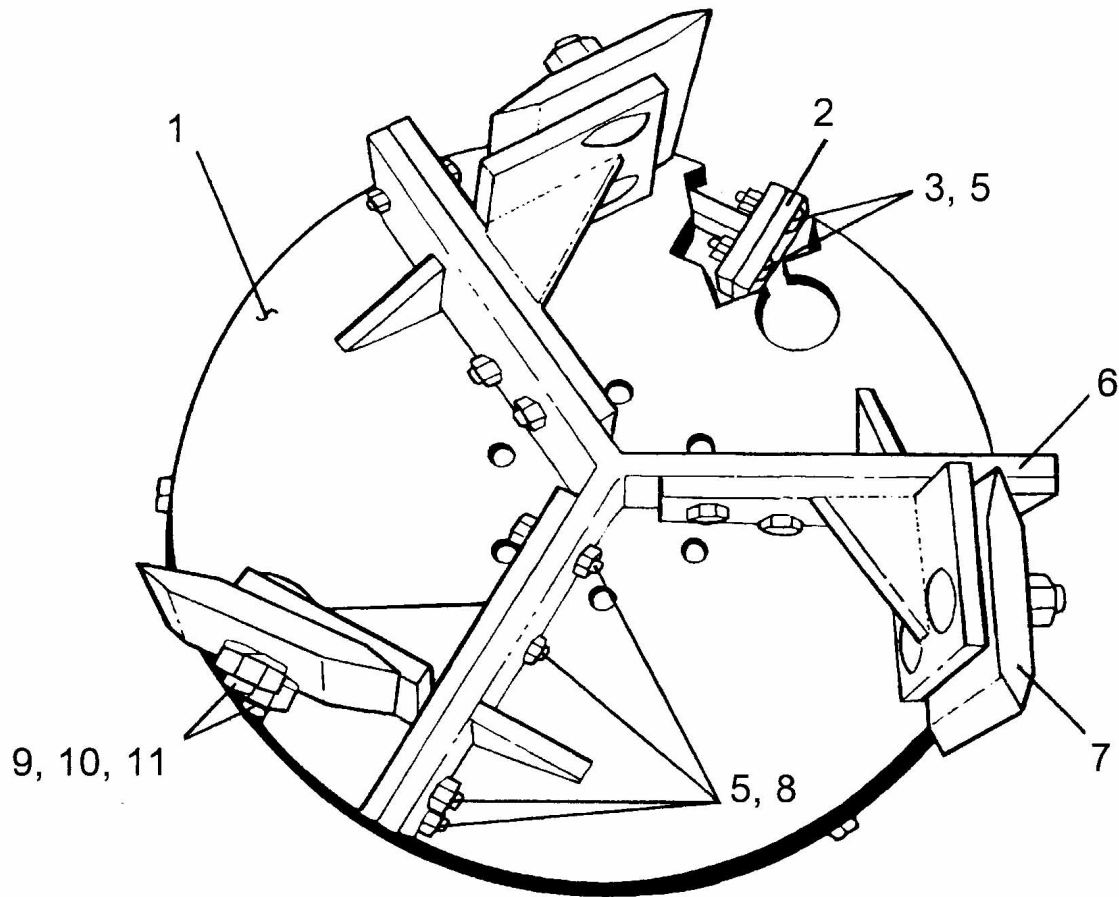
ITEM	PART NO.	QTY.	DESCRIPTION
1	02909000	1	CAGE WLDMNT
2	00999422	3	BOLT
3	00002700	3	FLATWASHER
4	00001300	3	LOCKWASHER
5	00001200	3	NUT

DITCHER - BLADE HEAD ASY (FWD ROT) - PN 02875301



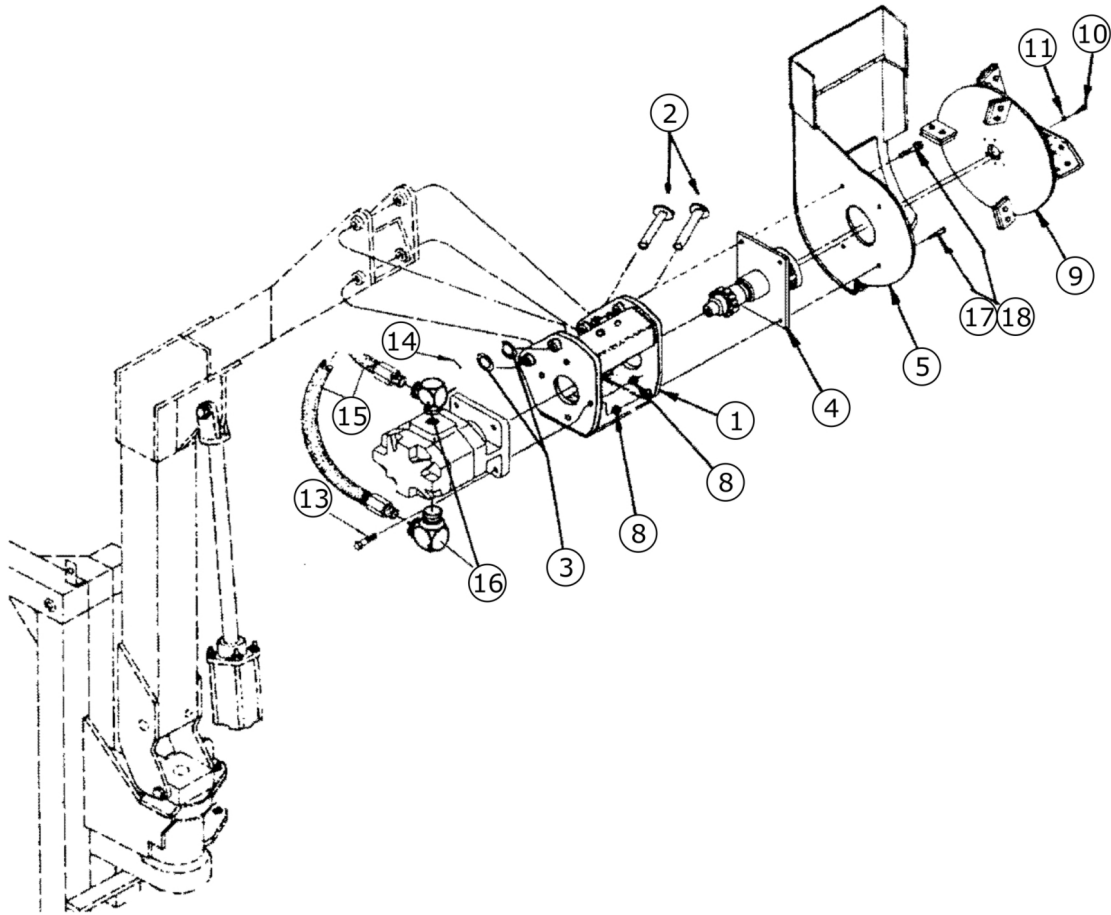
ITEM	PART NO.	QTY.	DESCRIPTION
	02875301	-	BLADE HEAD ASY. W/ BLADES
1	02875400	1	BLADE HEAD WLD MT
2	02875900	3	WEAR PLATE
3	02886900	6	BOLT
5	00001800	18	NUT
6	02958680	3	MOUNT BRACKET
7	02958675	3	BLADE, ROUGH CUT
	02958685	-	SHIM KIT, F/ ROUGH CUT BLADES
8	02891800	12	BOLT
9	02958684	6	BOLT
10	00003901	6	LOCKWASHER
11	00037200	6	NUT

DITCHER - BLADE HEAD ASY (REV ROT) - PN 02898501



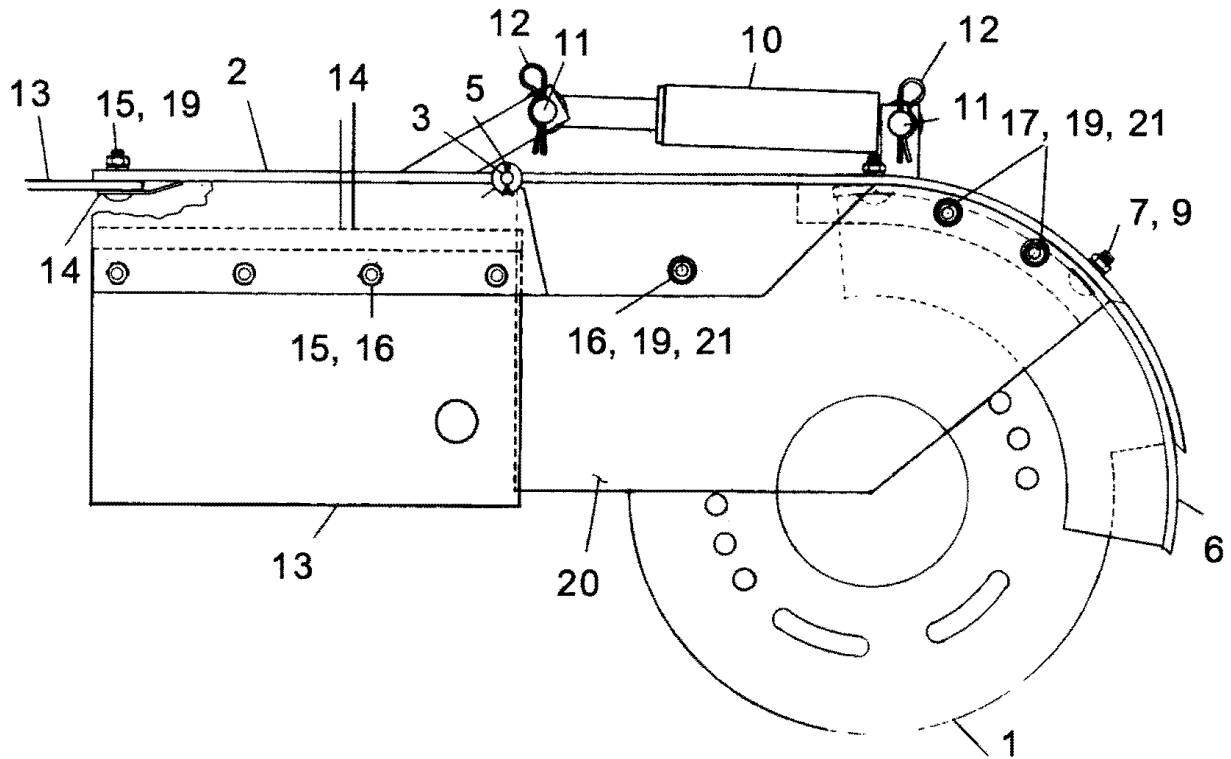
ITEM	PART NO.	QTY.	DESCRIPTION
	02898501	-	BLADE HEAD ASY. W/ BLADES
1	02898400	1	BLADE HEAD WLDMNT
2	02875900	3	WEAR PLATE
3	02886900	6	BOLT
5	00001800	18	NUT
6	02958681	3	MOUNT BRACKET
7	02958675	3	BLADE, ROUGH CUT
	02958685	-	SHIM KIT, F/ ROUGH CUT BLADES
8	02891800	12	BOLT
9	02958684	6	BOLT
10	00003901	6	LOCKWASHER
11	00037200	6	NUT

DITCHER - HEAD ASY - PN 02215413



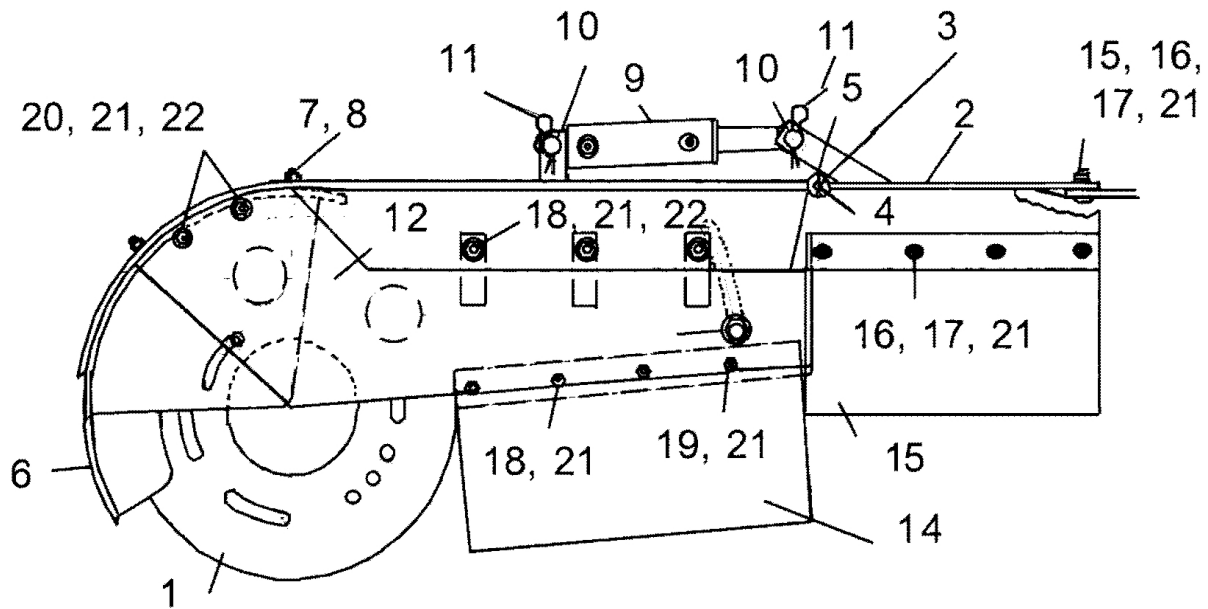
ITEM	PART NO.	QTY.	DESCRIPTION
	02215413	-	DITCHER HEAD ASY. COMPLETE
1	02975249	1	DITCHER MOUNT WLD' MT
2	02958929	2	DITCHER PIN
3	00749185	2	WASHER
4	02973336	1	SPINDLE ASY.
5	02873900	1	BLADE HOUSING ASY.
8	00037200	8	LOCKNUT
9	02875301	1	BLADE HEAD ASY.
10	02891800	6	BOLT
11	00001300	6	LOCKWASHER
12	02978110	1	MOTOR ASY.
13	02880900	4	BOLT
14	00610600	2	ROLL PIN
15	02961054	2	HOSE
16	02958920	2	ELBOW
17	02881000	4	HHCS 3/4 NC 3-1/2 PL5
18	00002701	2	FLATWASHER,3/4

DITCHER - HOUSING ASY (FWD ROT) - PN 02873900



ITEM	PART NO.	QTY.	DESCRIPTION
	02873900	-	BLADE HOUSING ASY.
1	02874000	1	BLADE HOUSING WLDMNT
2	02874601	1	DEFLECTOR WLDMNT
3	02875001	1	HINGE PIN
4	00002700	2	FLATWASHER
5	00026200	2	COTTER PIN
6	02875101	1	BACK-UP PLATE WLDMNT
7	02886900	4	BOLT
9	00001800	4	NUT
10	02811000	1	CYLINDER ASY.
11	02276700	2	PIN, F/ CYL.
12	37107B13	4	HAIR PIN CLIP
13	02959086	3	RUBBER FLAP DEFLECTOR
14	02959087	3	CLAMP BAR FLAP DEFLECTOR
15	02961677	11	BOLT
16	00023100	1	BOLT
17	00059700	2	FLAT SOCKET BOLT
19	00015800	14	NUT
20	02959089	1	COVER HOUSING WLDMNT
21	00011100	3	FLATWASHER

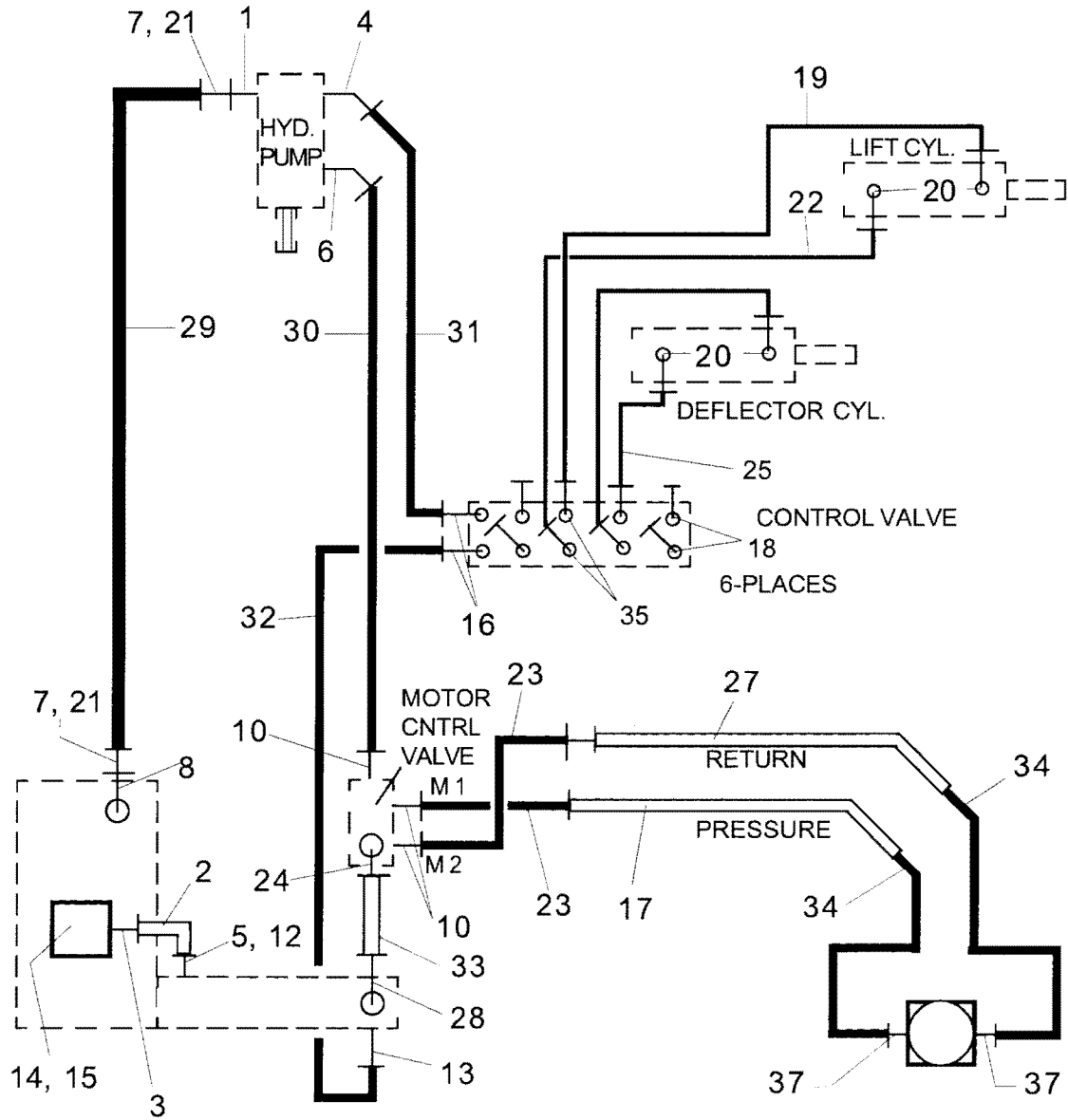
DITCHER - HOUSING ASY (REV ROT) - PN 02898600



ITEM	PART NO.	QTY.	DESCRIPTION
	02898600	-	DITCHER DECK ASY, REVERSE ROTATION
1	02899000	1	BLADE HSG WLDMNT, REVERSE ROTATION
2	02874601	1	DEFLECTOR WLDMNT
3	02875001	1	HINGE PIN, DEFLECTOR
4	00002700	2	FLATWASHER
5	00026200	2	COTTER PIN
6	02898801	1	BACK-UP PLATE WLDMNT
7	02886900	5	CARRIAGE BOLT
8	00001800	5	LOCKNUT
9	02811000	-	CYLINDER ASY. DEFLECTOR
10	02276700	-	PIN, CYLINDER
11	37107B13	-	CLIP, HAIR PIN
12	02959076	1	FRONT COVER WLDMNT
14	02959079	1	RUBBER FLAP
15	02959086	3	RUBBER FLAP, 10 WIDE X 17LG.
16	02959087	3	CLAMP-BAR FLAP, DEFLECTOR
17	02961677	11	CARRIAGE BOLT
18	00023100	7	BOLT
19	00010600	1	BOLT
20	00059700	2	BOLT, FLAT SOCKET HEAD
21	00015800	20	LOCKNUT
22	00011100	5	FLATWASHER
23	02880900	1	BOLT
24	00002701	1	FLATWASHER
25	00037200	1	LOCKNUT

THIS PAGE INTENTIONAL LEFT BLANK

DITCHER - HYD SCHEMATIC W-PARTS

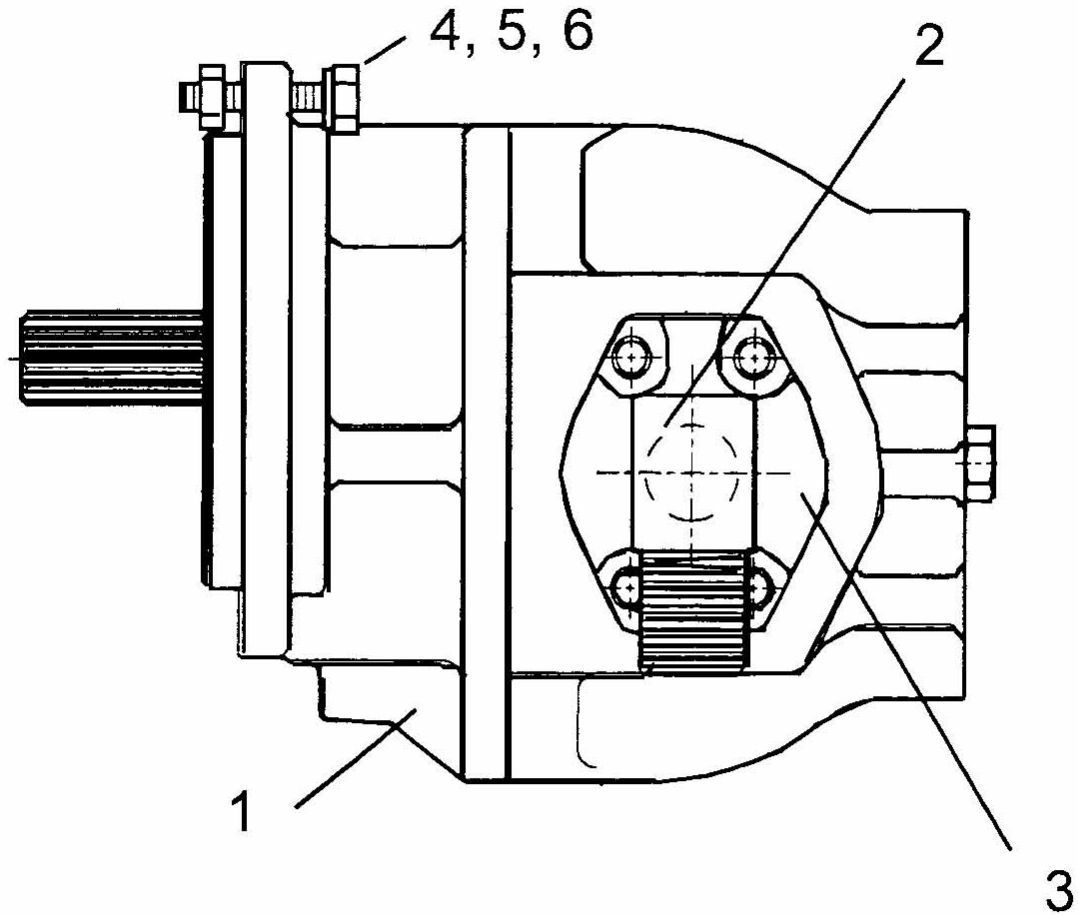


DITCHER - HYD SCHEMATIC W-PARTS

Continued...

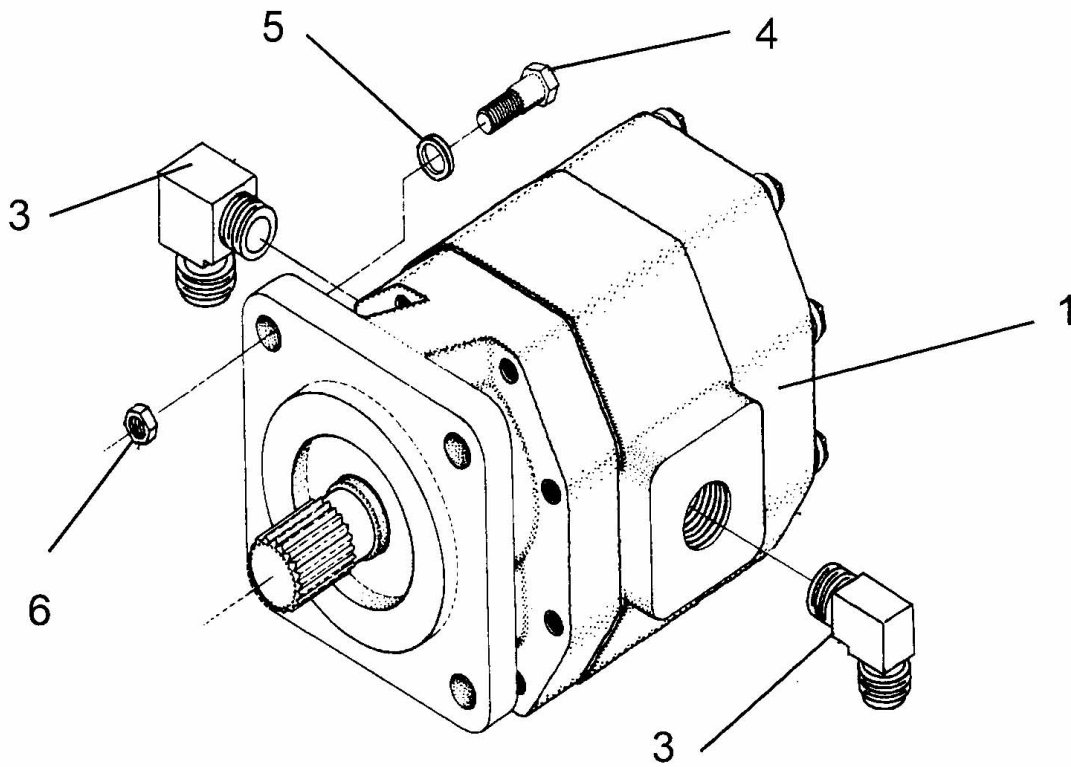
ITEM	PART NO.	QTY.	DESCRIPTION
1	02827700	1	FLANGE KIT
2	02960953	1	TUBE, FRAME TO RETURN FILTER
3	02960809	2	ADAPTER, STRAIGHT
4	02962214	1	ADAPTER, ELBOW 90 DEG.
5	02961004	1	RETURN TUBE STRAIGHT ADAPTER
6	02961825	2	ADAPTER, ELBOW 45 DEG.
7	02411000	2	HOSE BIB
8	02047200	1	ADAPTER, ELBOW 90 DEG.
10	02960807	3	ADAPTER, STRAIGHT
12	00751457	1	ELBOW, 90 DEG.
13	02825900	1	ADAPTER, ELBOW 90 DEG.
14	02961000	1	FILTER ASY, RETURN, IN TANK
15	02961001	1	FILTER ELEMENT
16	63042700	2	ADAPTER, STRAIGHT
17	02960983	1	TOP FOUR LINKAGE HYD TUBE 22
	02962249	1	ADAPTER, HYD, ELBOW
18	02823100	8	ADAPTER, HYD, ELBOW
19	02905100	1	HOSE #4 X 114 " LONG
20	02960018	2	ADAPTER, ELBOW
21	02026200	2	HOSE CLAMP,
22	02905000	1	HOSE #4 X 80" LONG
23	02961054	2	HOSE #20 X 52" LONG
24	02961003	1	ADAPTER, STRAIGHT
25	02905300	1	HOSE #4 X 200" LONG
26	02958920	2	ADAPTER, ELBOW 90 DEG.
27	02960984	1	TYPE FOUR LINKAGE HYD TUBE 20 & 23 FT.
	02960982	1	TYPE FOUR LINKAGE HYD TUBE 28 FT
28	02889300	2	ADAPTER, ELBOW
29	02512800	1	HOSE #24 X 84" LONG
30	02961094	1	HOSE #20 X 70" LONG
31	02513000	1	HOSE #8 X 108" LONG
32	02906100	1	HOSE #8 X 32" LONG
33	02960986	1	LINE, RETURN, 90 DEG
34	02961054	2	HOSE #20 X 52" LONG
35	02963249	2	PIPE,FOOT GUARD FRONT

DITCHER - MOTOR ASY (NEW STYLE) - PN 02978110



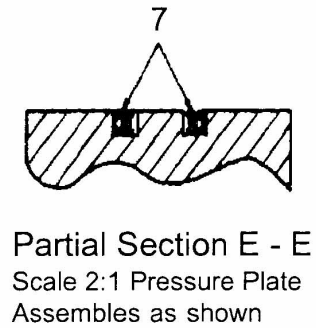
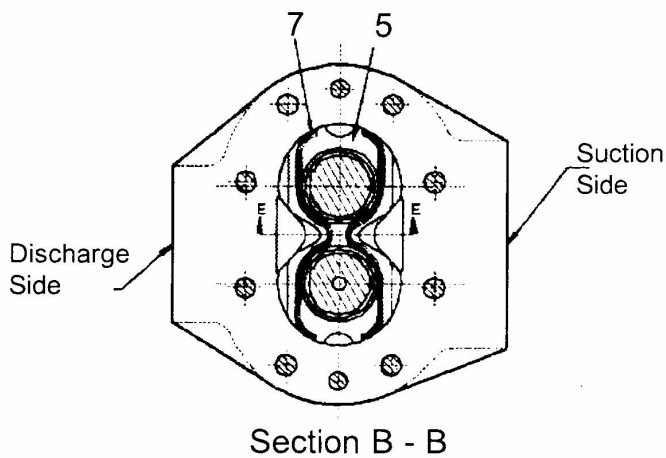
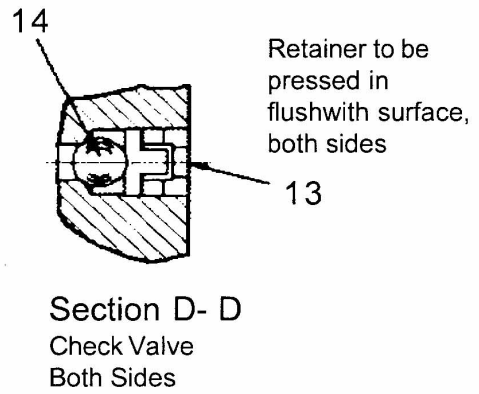
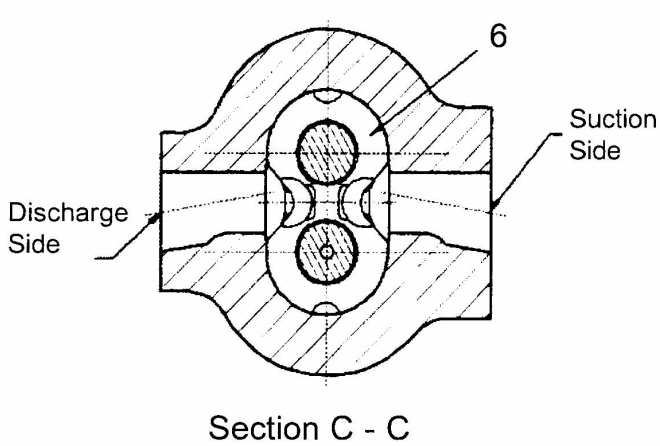
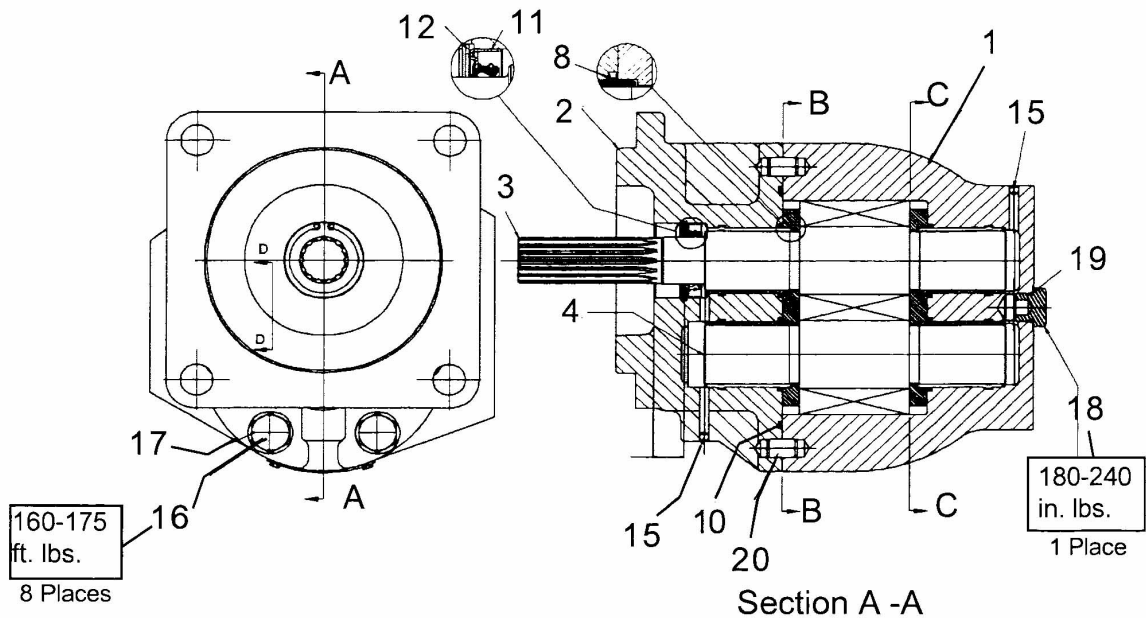
ITEM	PART NO.	QTY.	DESCRIPTION
1	02978110	1	MOTOR ASY. HYD GEAR 15.5 CUIN/REV
2	02958920	2	ADAPTER, HYD ELBOW 90 DEG.
3	02978111	2	ADAPTER, HYD STRAIGHT
4	02880900	-	BOLT
5	00003901	-	LOCKWASHER
6	00037200	-	LOCKNUT

DITCHER - MOTOR ASY (OLD STYLE) - PN 02870100



ITEM	PART NO.	QTY.	DESCRIPTION
1	02870100	1	MOTOR ASY.
3	02958920	2	ADAPTER, HYD ELBOW 90 DEG.
4	02880900	-	BOLT
5	00003901	-	LOCKWASHER
6	00037200	-	LOCKNUT

DITCHER - MOTOR PARTS (NEW STYLE) - PN 02978110

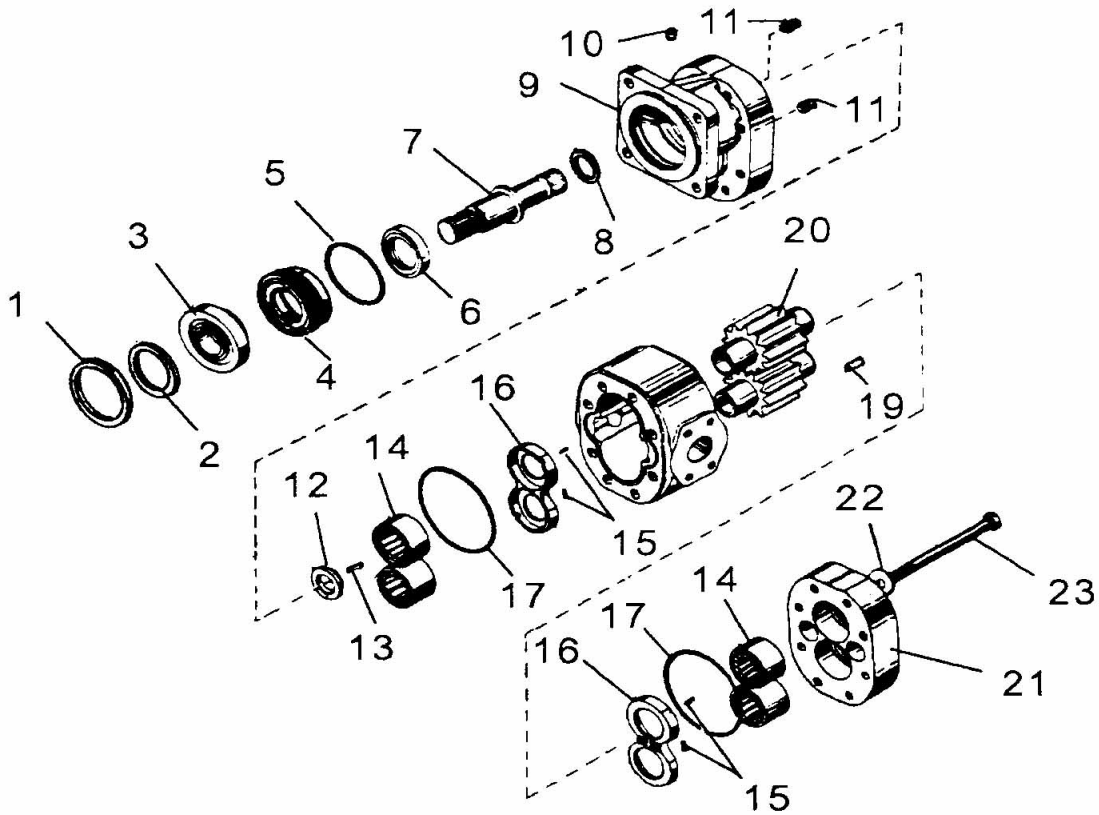


DITCHER - MOTOR PARTS (NEW STYLE) - PN 02978110

Continued...

ITEM	PART NO.	QTY.	DESCRIPTION
	02978110	-	MOTOR HYD GEAR 15.5 CUIN/REV
1	02978358	1	BODY,MOTOR
2	02978359	1	FLANGE
3	02978360	1	GEAR, DRIVE
4	02978361	1	GEAR, IDLER
5	02978362	1	PLATE, PRESSURE (TOP)
6	02978363	1	PLATE, PRESSURE (BOTTOM)
7	*	4	SEALING STRIP (IN ITEM 23)
8	*	4	BACK-UP RING (IN ITEM 23)
10	*	1	O-RING, (IN ITEM 23)
11	*	1	SHAFT SEAL (IN ITEM 24)
12	*	1	SNAP RING (IN ITEM 24)
13	02978364	2	RETAINER -CHECK VALVE
14	02978365	2	BALL 1/2" DIA
15	02978366	2	BALL 1/4" DIA
16	02976387	8	BOLT
17	02978371	5	WASHER
18	02978367	1	PLUG
19	*	1	O-RING, (IN ITEM 23)
20	02978368	2	DOWEL PIN
21	NFS	1	NAME PLATE (LISTED AS REF ONLY)
22	*	2	DRIVE SCREW (SEE SEAL KIT ITEM 23)
23	02978370	1	SEAL KIT, SERVICE SOFT GOODS
24	02978369	1	SHAFT SEAL KIT
25	02986425	1	BALL BEARING

DITCHER - MOTOR PARTS (OLD STYLE) - PN 02870100



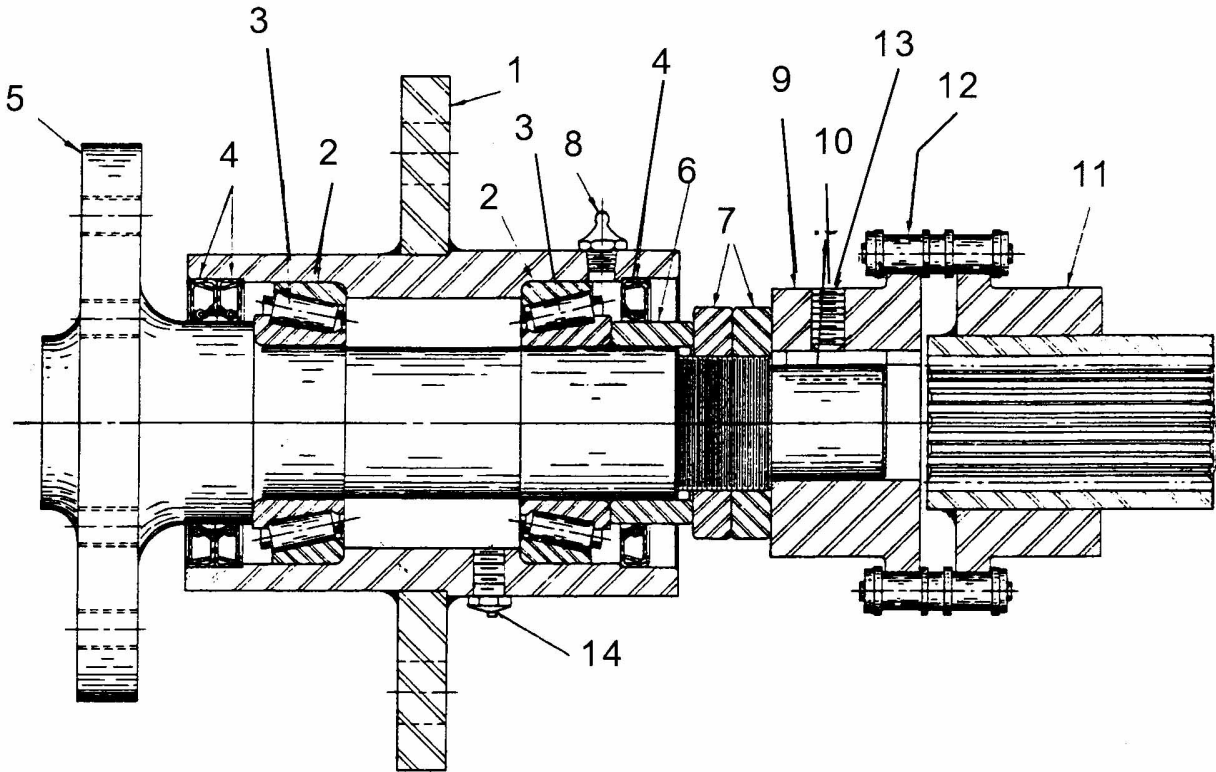
ITEM	PART NO.	QTY.	DESCRIPTION
	02870100	-	MOTOR ASY, HYD.
1	02864700	1	RETAINING RING
2	02864800	1	SPACER
3	02864900	1	BALL BEARING
4	02865000	1	SEAL RETAINER
5	02865100	1	O-RING
6	02865200	1	LIP SEAL
7	02865300	1	DRIVE SHAFT
8	02865400	1	RETAINING RING
9	02865500	1	COVER,SHAFT END
10	02865600	1	PLUG
11	02896200	2	CHECK ASY. & SET SCREW
12	02865800	2	SHAFT SEAL
13	02865900	2	PIN, SPIRAL
14	02866000	4	BEARING
15	02866100	12	POCKET SEAL
16	02866200	2	THRUST PLATE

DITCHER - MOTOR PARTS (OLD STYLE) - PN 02870100

Continued...

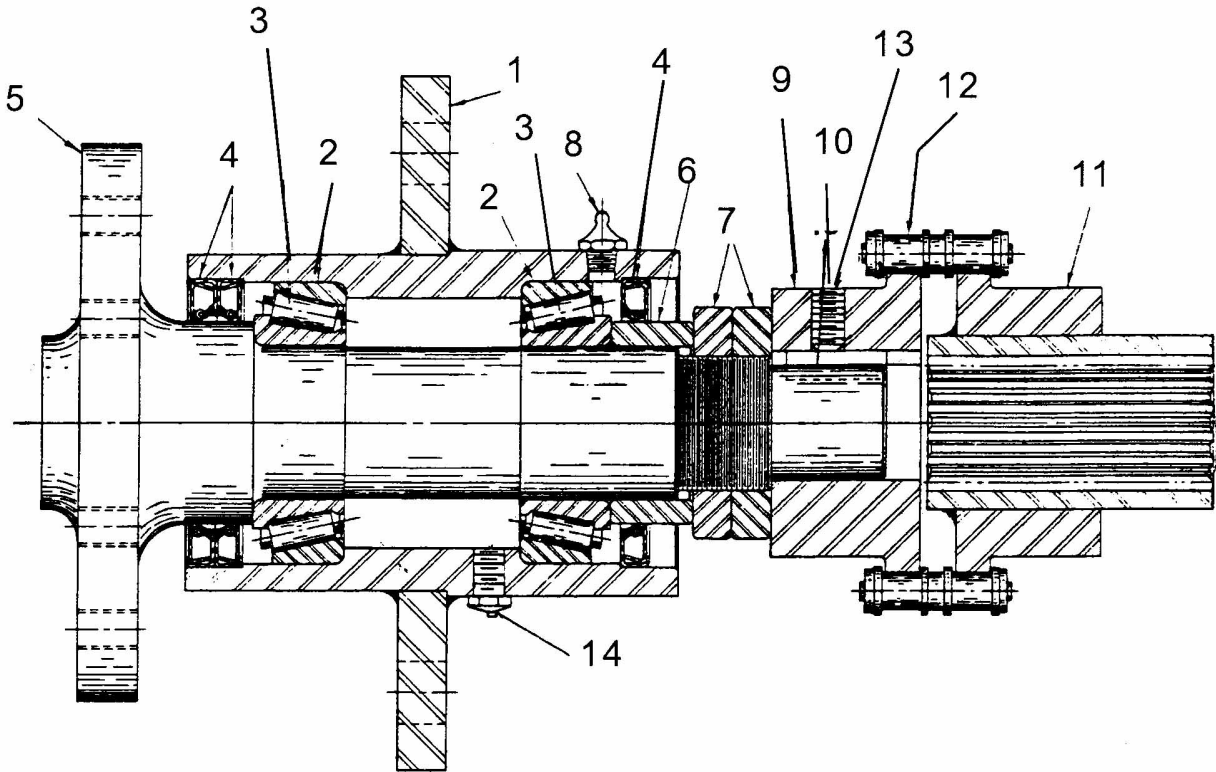
ITEM	PART NO.	QTY.	DESCRIPTION
17	02866300	2	GASKET SEAL
19	02866500	4	PIN-DOWEL
20	02866600	1	MATCHED GEAR SET
21	02866700	1	PORT END COVER
22	00001400	8	FLATWASHER
23	02866800	8	BOLT
24	02926900	-	SEAL KIT - MOTOR 02870100

DITCHER - SPINDLE ASY - PN 02872300



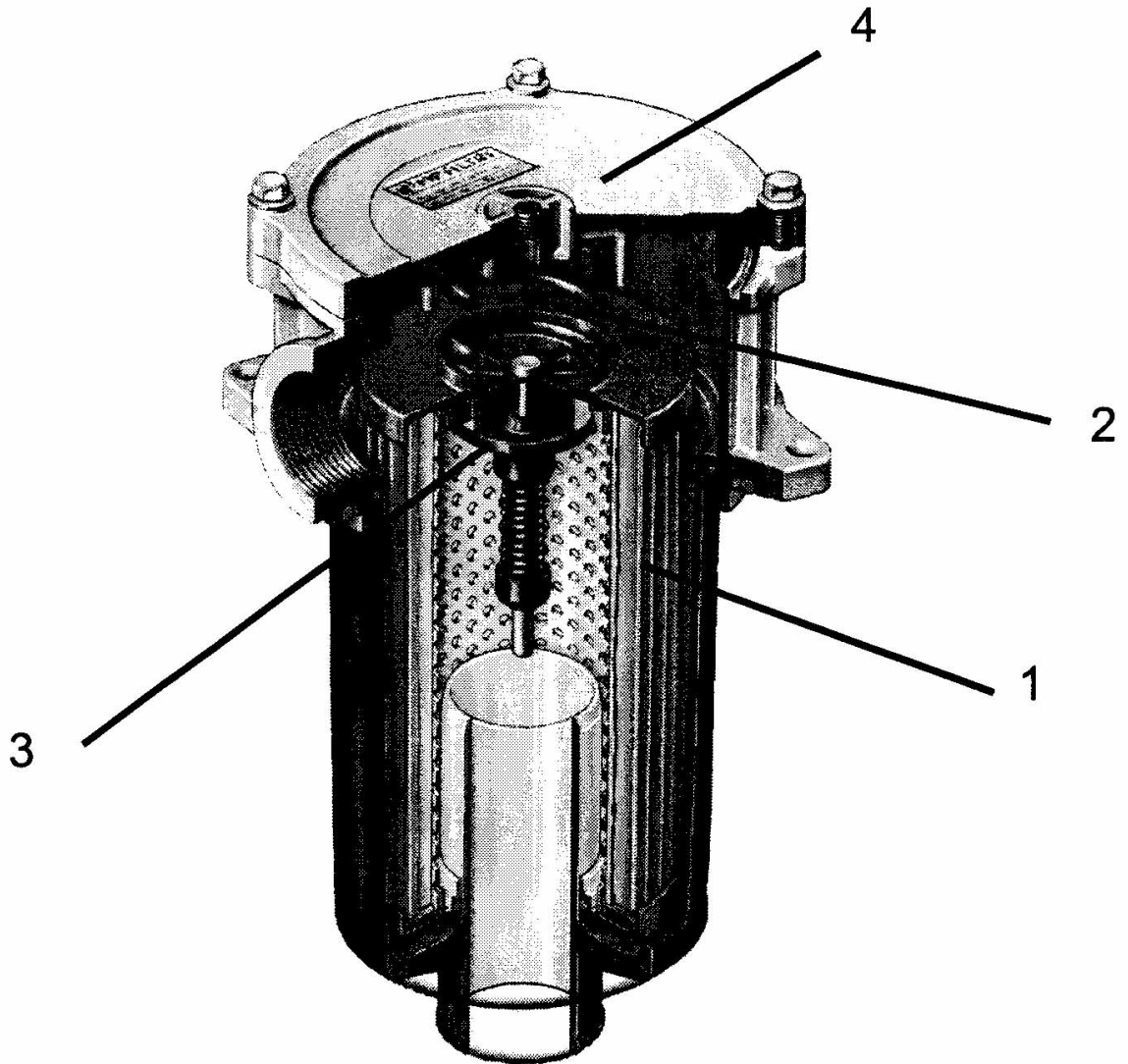
ITEM	PART NO.	QTY.	DESCRIPTION
	02872300	-	SPINDLE ASY. COMPLETE (USED OCT. 2001 & DOWN)
1	02883700	1	SPINDLE HSG W/BRG CUP & ZERK
2	02708100	2	BEARING CUP (USE ASY. P/N 02778200 CUP & CONE)
3	02707700	2	BEARING CONE (USE ASY. P/N 02778200 CUP & CONE)
4	02707600	3	SEAL
5	02872701	1	SPINDLE, W/ CAPTIVE KEYWAY
6	02873200	1	SPACER
7	02870900	2	NUT
8	00003500	1	GREASE FITTING, STRAIGHT
9	02873301	1	COUPLING HALF SPINDLE
10	02959017	1	KEY, SPINDLE DITCHER
11	02873500	1	COUPLING HALF, MOTOR
12	02873800	1	CHAIN COUPLING
13	02959014	1	SETSCREW
14	02959018	1	GREASE RELIEF FITTING 1-5LBS

DITCHER - SPINDLE ASY - PN 02973336



ITEM	PART NO.	QTY.	DESCRIPTION
	02973336	-	SPINDLE ASY. COMPLETE (USED NOV. 2001 & UP)
1	02872400	1	SPINDLE HSG WLD`MT
2	02708100	2	BEARING CUP (USE ASY. P/N 02778200 CUP & CONE)
3	02707700	2	BEARING CONE (USE ASY. P/N 02778200 CUP & CONE)
4	02707600	3	SEAL
5	02872701	1	SPINDLE, W/ CAPTIVE KEYWAY
6	02873200	1	SPACER
7	02870900	2	NUT
8	00003500	1	GREASE FITTING, STRAIGHT
9	02873301	1	COUPLING HALF SPINDLE
10	02959017	1	KEY, SPINDLE DITCHER
11	02984159	1	SPROCKET WLD`MT
12	02873800	1	CHAIN COUPLING
13	02959014	1	SETSCREW
14	02959018	1	GREASE RELIEF FITTING 1-5LBS

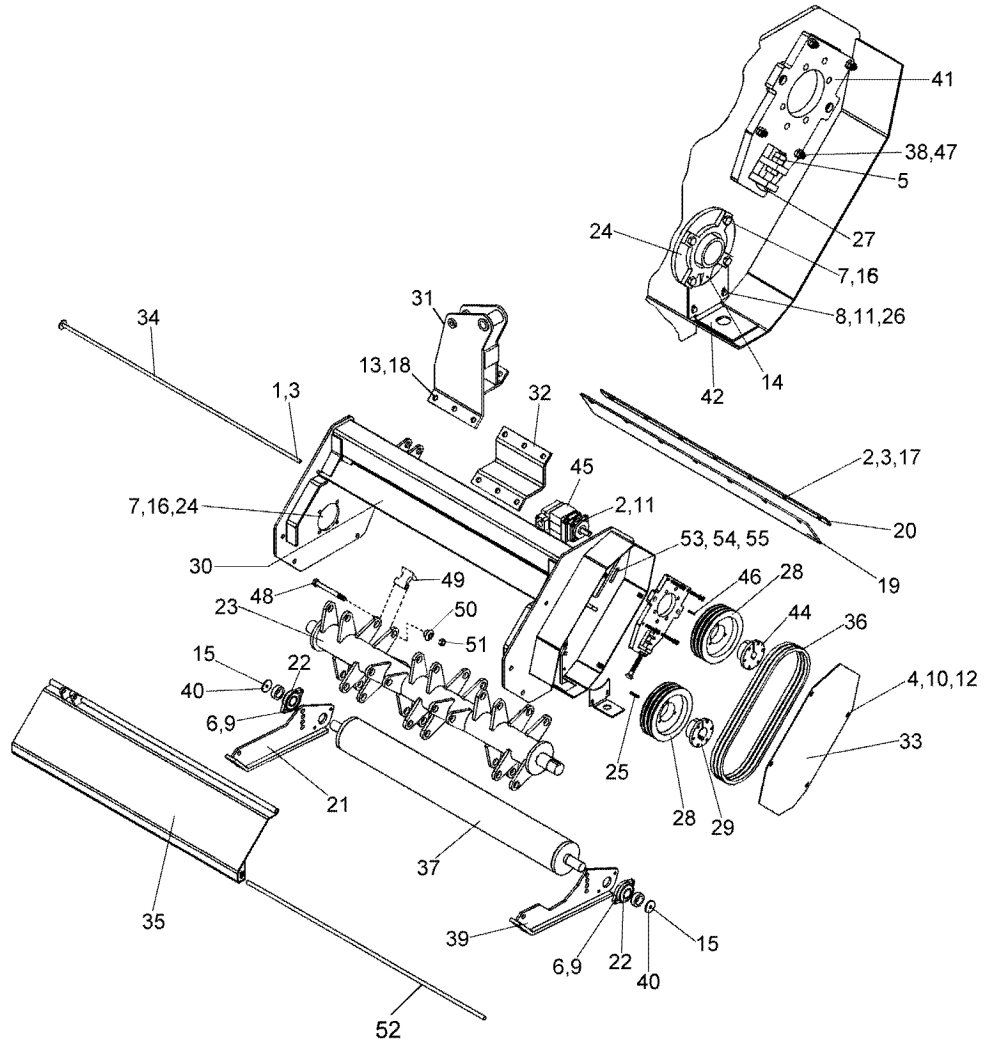
FILTER ASY - PN 02961000



ITEM	PART NO.	QTY.	DESCRIPTION
	02961000	-	FILTER ASY. W/ ELEMENT
1	02961001	1	FILTER ELEMENT ONLY
2	02972678	1	SPRING FILTER CARTRIDGE
3	02973782	1	VALVE, FILTER BYPASS
4	02978349	1	FILTER COVER
5	02978354	1	SEAL KIT

THIS PAGE INTENTIONAL LEFT BLANK

FLAIL AXE - HEAD ASY (SN 04250 & UP) (PART 1)



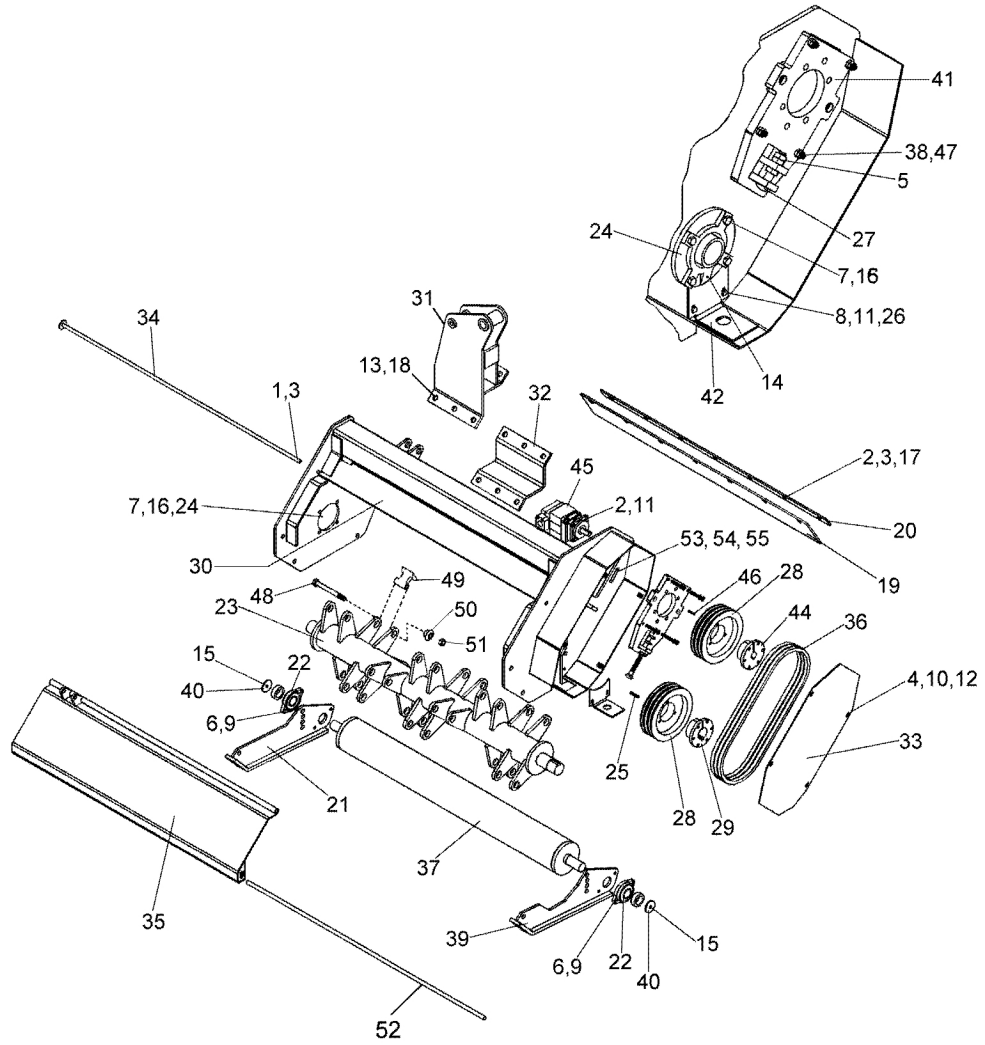
FLAIL AXE - HEAD ASY (SN 04250 & UP) (PART 1)

Continued...

ITEM	PART NO.	QTY.	DESCRIPTION
1	00026200	1	COTTER PIN
2	000642	11	LOCKNUT
3	00002700	15	FLATWASHER
4	00011700	4	LOCKWASHER
5	00013500	3	JAM NUT
6	00015800	4	LOCKNUT
7	02892000	8	BOLT
8	00021400	2	BOLT
9	02977955	4	BOLT
10	00023500	6	FLATWASHER
11	02027400	4	BOLT
12	00035900	4	BOLT
13	00037200	4	LOCKNUT
14	00752176	1	GREASE FITTING, 90 DEG.
15	02972949	2	BOLT
16	000642	8	LOCKNUT
17	00019300	7	BOLT
18	02918600	6	BOLT
19	02956712	1	RUBBER FLAP 6 X 48-1/2
20	02956714	1	CLAMP BAR
21	02956748	1	SKID SHOE WLDMNT
22	02957041	2	ROLLER BEARING AND FLANGE
	02965509	2	LOCKING COLLAR
23	02957655M	1	ROTOR W/KNIVES (FLAIL AXE)
24	02958131A	2	FLANGE BEARING ASY 2" BORE
25	02958198	1	KEY
26	00750940	2	LOCKNUT
27	03200925	1	CARRIAGE BOLT
28	02967325	1	PULLEY
29	02967328	1	QD HUB BUSHING
30	02970301	1	FLAIL AXE HEAD WLDMNT
31	02970302	1	HITCH POST WLDMNT,FLAIL AXE
32	02970324	1	HITCH POST CLAMP PLATE
33	02970325	1	PLATE,COVER,BELT & PULLEY
34	02970326	1	ROD,HINGE,F/A DOOR
35	02970465	1	DOOR WLDMNT, FLAIL AXE
36	02970539	3	V-BELT
37	02970540	1	ROLLER WLDMNT
38	02970583	4	BOLT, SOCKET HEAD
39	02970585	1	SKID SHOE WLDMNT
40	02970586	2	WASHER

A-BOOM (04-04) SN 04837 - UP Rev 01-11

FLAIL AXE - HEAD ASY (SN 04250 & UP) (PART 2)

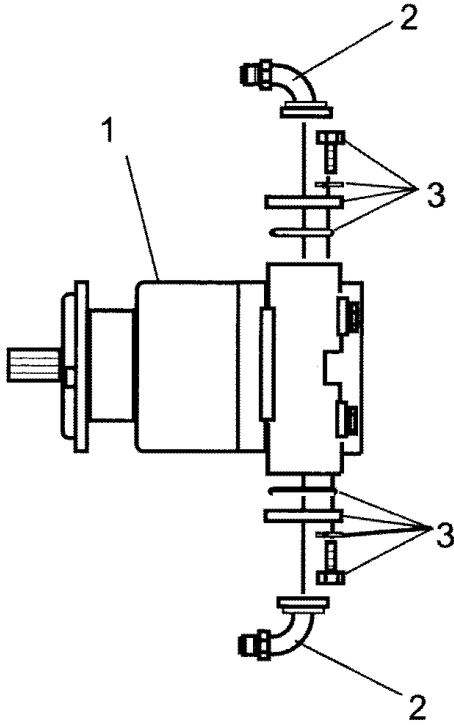


FLAIL AXE - HEAD ASY (SN 04250 & UP) (PART 2)

Continued...

ITEM	PART NO.	QTY.	DESCRIPTION
41	02973256	1	MOTOR MOUNT W/LDMNT W/O STUDS
42	02970709	1	PLATE,INSIDE PLATE
44	02970537	1	QD HUB, W/KEY WAY
45	02961678	1	MOTOR, HYD. CAST IRON,FLAIL HD
46	02962207	1	KEY
47	23504500	8	JAMNUT
48	02956949	16	HANGER BOLT
49	02958540	16	BLADE KIT, FLAIL AXE
50	02956943	32	FLAIL HANGER BUSHING
51	02980976	16	LOCKNUT
52	02971725	1	ROD W/LDMNT, FLAIL AXE DOOR
53	02675800	2	BOLT
54	00001400	2	FLATWASHER
55	00010300	2	LOCKWASHER

FLAIL AXE - MOTOR ASY (SN FA-04250 & UP) - PN 02963893

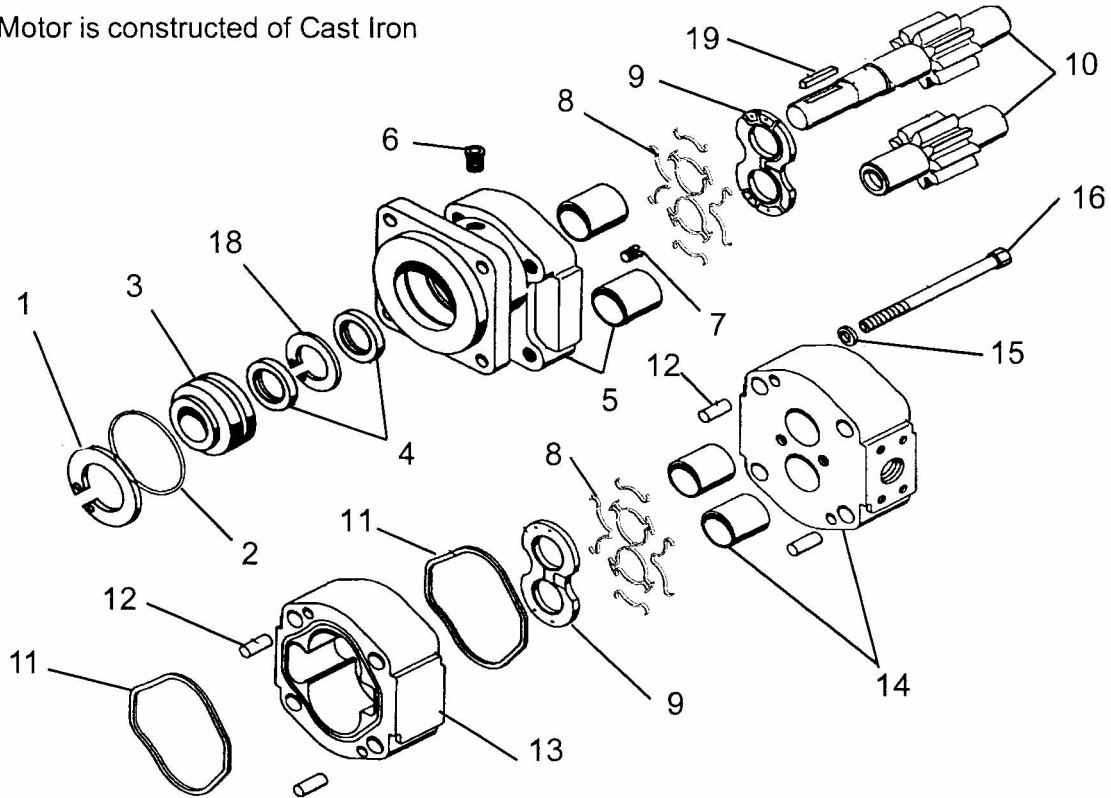


ITEM	PART NO.	QTY.	DESCRIPTION
	02963893	-	MOTOR ASY, W/ FITTINGS
1	02961678	1	MOTOR ASY, W/O FITTINGS (CAST IRON)
2	02961280	2	ADAPTER, ELBOW
3	00749103	2	SPLIT FLANGE KIT

THIS PAGE INTENTIONAL LEFT BLANK

FLAIL AXE - MOTOR PARTS (SN FA-04250 & UP) - PN 02961678

This Motor is constructed of Cast Iron



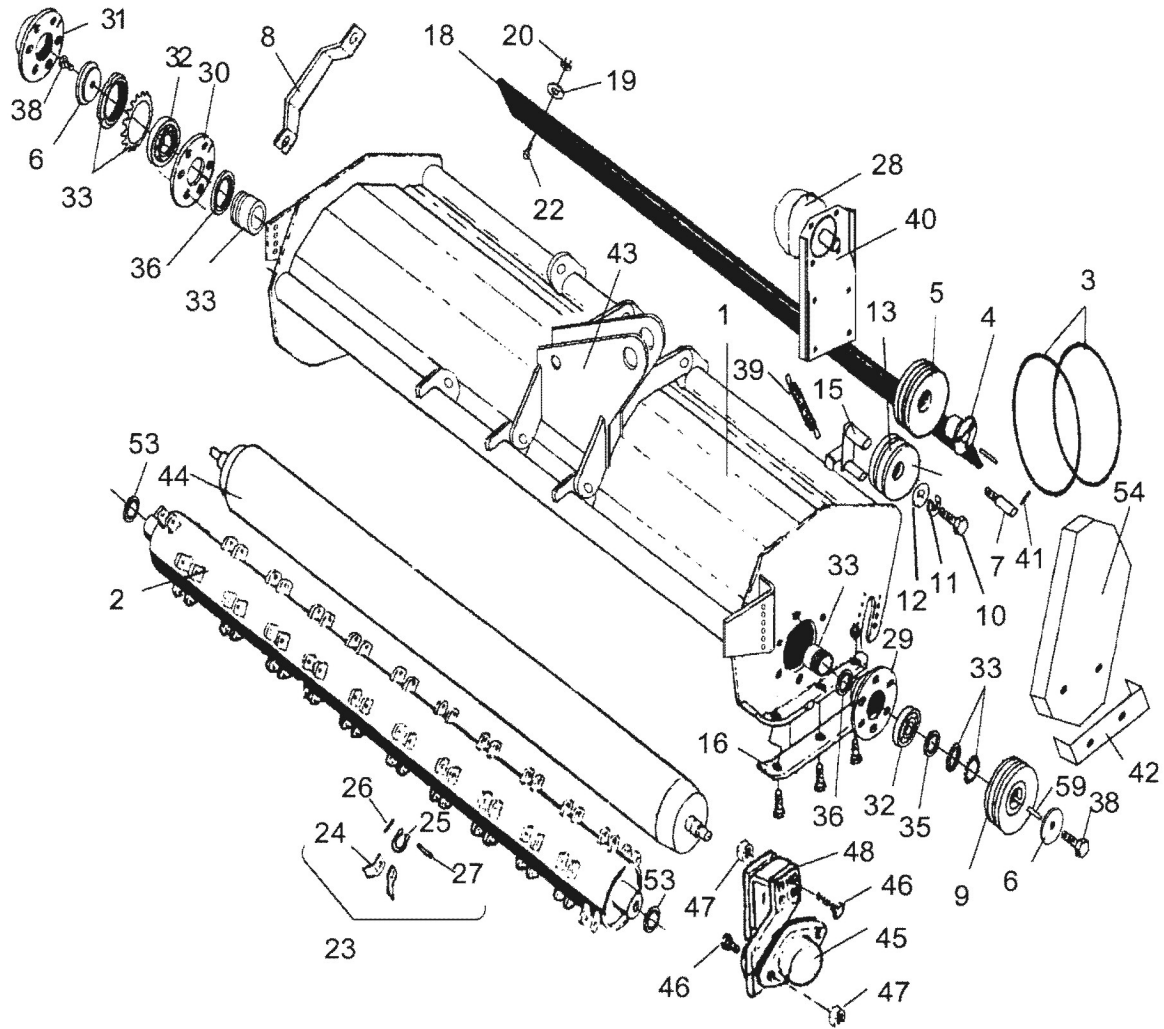
ITEM	PART NO.	QTY.	DESCRIPTION
	02961678	-	MOTOR ASY, CAST IRON MOTOR
1	02962210	1	SNAP RING
2	*	1	O-RING (IN ITEM 20 & 21)
3	02962209	1	RETAINER SEAL
4	*	2	SEAL (IN ITEM 20 & 21)
5	02962203	1	MOUNTING FLANGE
6	02961940	1	PLUG, HEX SOCKET HEAD
7	02961931	2	CHECK ASY.
8	*	4	SEAL END (IN ITEM 20 & 21)
9	*	2	THRUST PLATE (IN ITEM 21 ONLY)
10	02962206	1	GEAR SET
11	*	2	SQUARE SEAL (IN ITEM 20 & 21)
12	02961924	4	PINS-DOWEL
13	02962205	1	GEAR HOUSING
14	02962204	1	PORTING FLANGE

FLAIL AXE - MOTOR PARTS (SN FA-04250 & UP) - PN 02961678

Continued...

ITEM	PART NO.	QTY.	DESCRIPTION
15	02961917	4	WASHER
16	02962208	4	BOLT
17	*	4	SIDE SEAL, NOT SHOWN (IN ITEM 20 & 21)
18	02966771	1	SLEEVE, HOOK PIVOT
19	02962207	1	KEY
20	02962541	1	SEAL KIT, MINOR (ITEMS 2,4,8,11,17)
21	02962211	1	SEAL KIT, MAJOR (ITEMS 2,4,8,9,11,17)

HVY DTY FLAIL - 48 IN AND 60 IN HEAD ASY (PART 1)

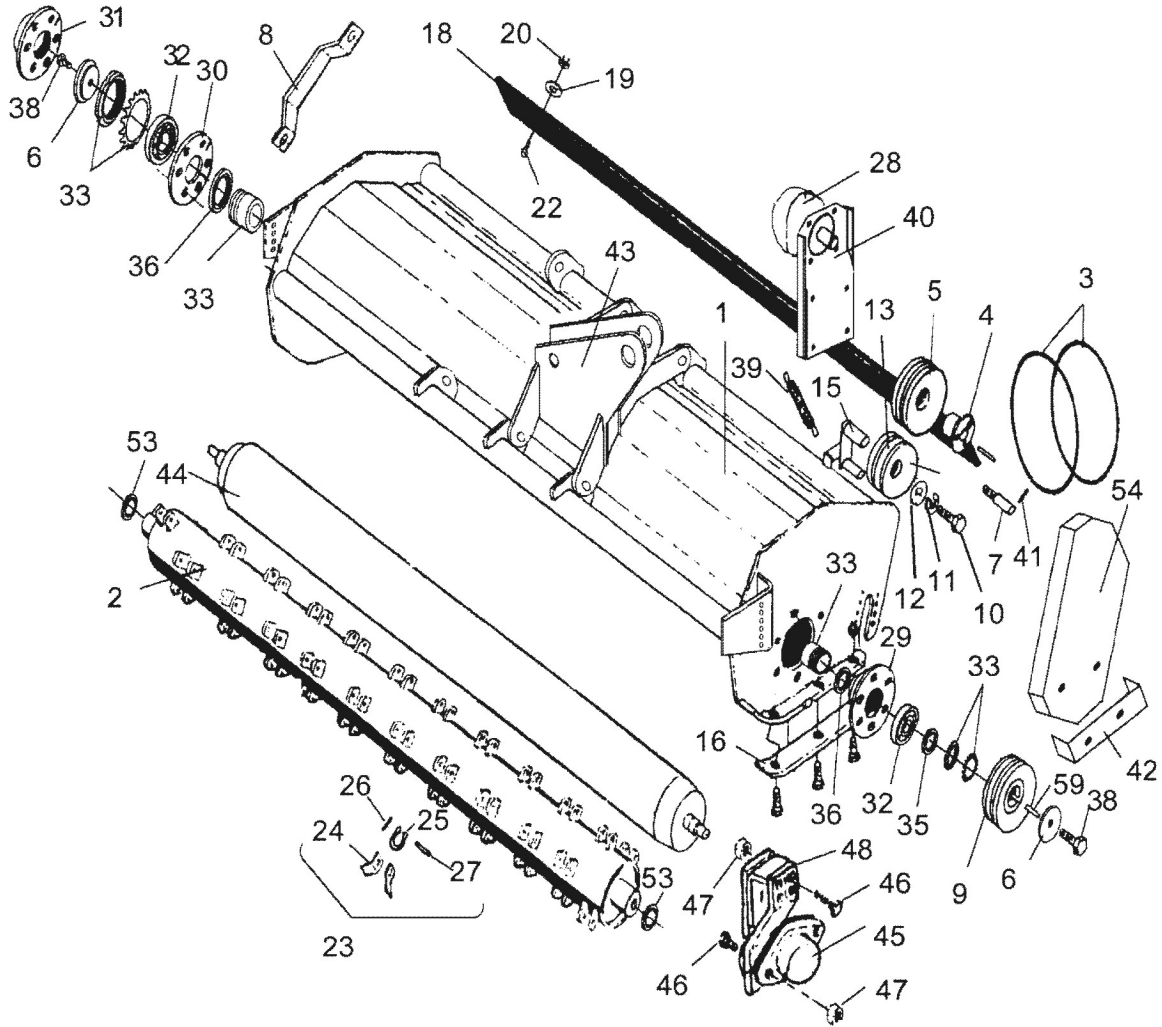


HVY DTY FLAIL - 48 IN AND 60 IN HEAD ASY (PART 1)

Continued...

ITEM	PART NO.	QTY.	DESCRIPTION
1	107458	1	CUTTER HSG WLDMNT, 48 IN. HD FLAIL
	107457	1	CUTTER HSG WLDMNT, 60 IN. HD FLAIL
2	105532	1	CUTTERSHAFT WLDMNT, 48 IN. HD FLAIL
	105530	1	CUTTERSHAFT WLDMNT,CTRSHAFT 62CC
3	000533	2	BELT
4	000672	1	HUB , Q.D.
5	000673	1	PULLEY
6	02957177	2	WASHER, SPECIAL
7	103041	1	PIN, IDLER PIVOT
8	103064	1	FENDER
9	02960512	1	CUTTERSHAFT PULLEY, HD FLAIL
	02959282	1	KEY
10	000001	1	BOLT
11	00023500	1	FLATWASHER
12	00011700	1	LOCKWASHER
13	101778	1	SPACER, IDLER BEARING
14	103105	2	PULLEY, IDLER
15	700949	1	LH IDLER ARM W/GREASE FITTING
16	700886	2	SHOE, WEAR PLATE & BOLTS
	00001800	6	LOCKNUT
	02886900	2	CRARRIAGE BOLT
	000520	6	LOCKWASHER
	000700	4	PLOW BOLT
	103051	2	SHOE, WEAR PLATE
	700194	1	TRASH DEFLECTOR PKG, REAR 48"
	701650	1	TRASH DEFLECTOR PKG, REAR 62"
18	100101	1	TRASH DEFLECTOR ONLY, REAR 48"
	104682	1	TRASH DEFLECTOR ONLY, REAR 62"
19	00024100	7	FLATWASHER
20	02959924	7	LOCKNUT
22	10058000	7	BOLT
23	701431	1	KNIFE PKG, 48"
	700616	1	KNIFE PKG, 60"
24	100759	60	KNIFE, COURSE CUT
25	100761	30	KNIFE RING
26	000026	32	COTTER PIN
27	102670	30	PIN, HARDENED
28	02963893	1	MOTOR ASY, W/ FITTINGS
	00749130	4	BOLT
	63000500	4	WASHER
29	02957157	1	BEARING HOUSING, NON DRIVE SIDE

HVY DTY FLAIL - 48 IN AND 60 IN HEAD ASY (PART 2)



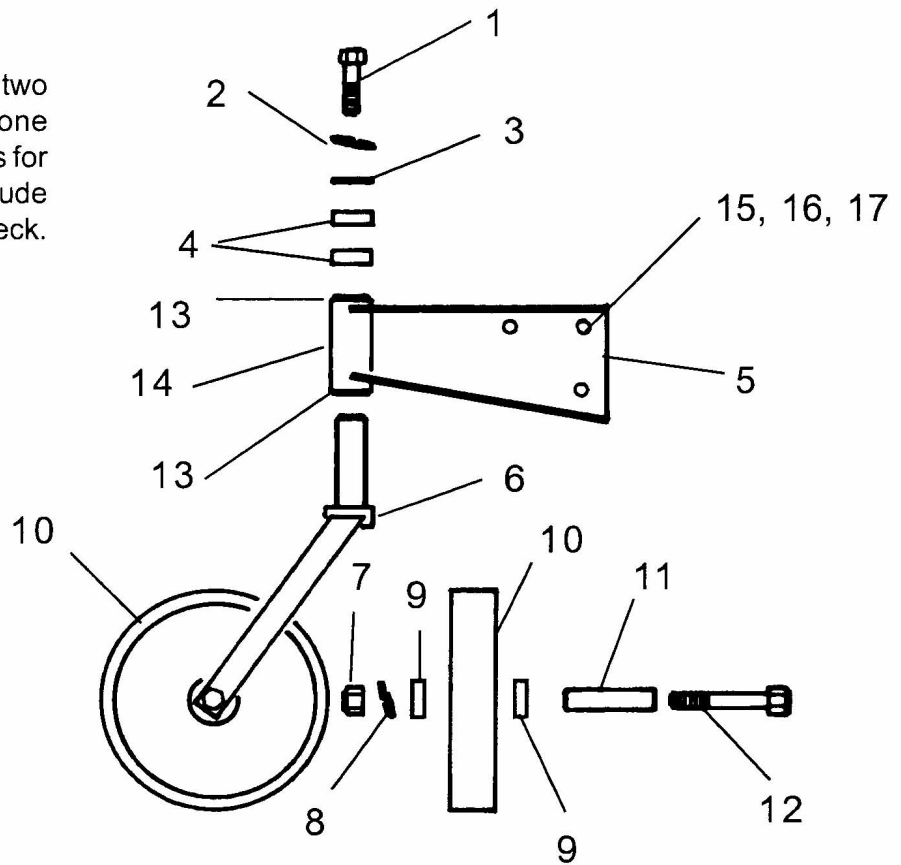
HVY DTY FLAIL - 48 IN AND 60 IN HEAD ASY (PART 2)

Continued...

ITEM	PART NO.	QTY.	DESCRIPTION
30	02957161	1	BEARING HOUSING, DRIVE SIDE
	02957042	6	BOLT
	00015800	6	LOCKNUT
31	02957166	1	HOUSING COVER
	00753642	6	BOLT
32	02957167	2	BEARING
33	02957168	2	BEARING ADAPTER
	00003500	4	GREASE FITTING
35	02957169	1	SEAL
36	02957173	2	SEAL
38	00603300	2	BOLT
39	02961194	1	TURNBUCKLE
40	02966254	1	MOTOR BRACKET WLDMNT
	02957042	4	BOLT
	00015800	4	LOCKNUT
41	00000400	1	COTTER PIN
42	02960550	1	BUMPER GUARD
	02030400	4	BOLT
	02957941	4	NUT
43	02958666	1	HITCH POST ASY.
	02958424	1	BUSHING
	02931300	4	BOLT
	00037200	4	LOCKNUT
44	107810	1	ROLLER WLDMNT, 48" W/HEX SHAFT
	107784	1	ROLLER WLDMNT, 62" W/HEX SHAFT
45	703976	2	BEARING ASY, ROLLER W/HEX BORE
	002486	2	BEARING ONLY, ROLLER W/HEX BORE
	002039	2	GREASE FITTING
	002037	2	SEAL, F/ ROLLER BRG
46	000516	4	CARRIAGE BOLT
47	00001800	4	LOCKNUT
48	107182	1	ROLLER BRACKET WLDMNT, LH MNTG
	107380	1	ROLLER BRACKET WLDMNT, RH MNTG
53	02957348	2	SPACER, BEARING
54	02960545	1	BELT GUARD WLDMNT
	00999314	2	BOLT
	00019700	2	FLATWASHER
	00022200	2	LOCKWASHER
58	02959282	1	KEY
59	100768	1	KEY

HVY DTY FLAIL - GAUGE WHEELS

Kit P/N 02959639 includes two caster wheel assemblies, one each LH and RH, Qty shown is for both wheels. Kit will not include brackets that are welded to deck.



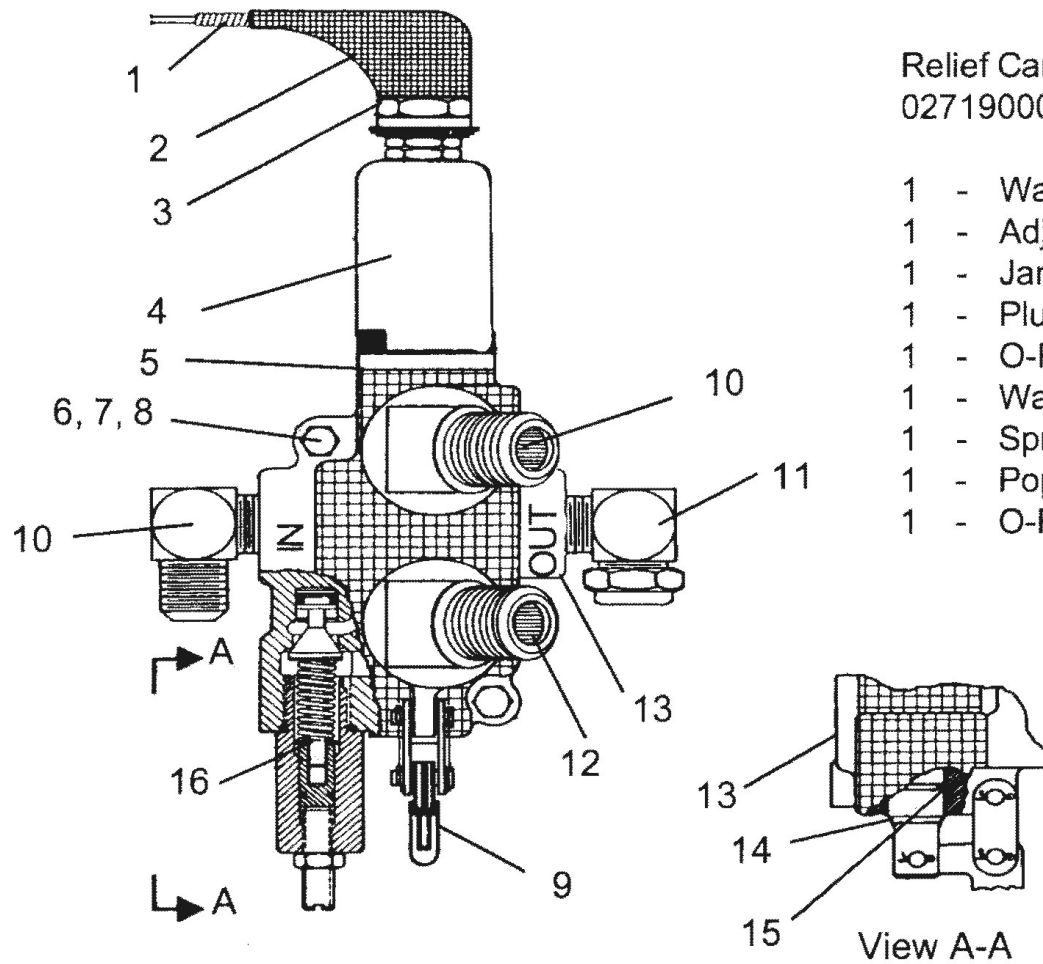
ITEM	PART NO.	QTY.	DESCRIPTION
	02959639	-	CASTER WHEEL KIT (ITEMS 15 THRU 19)
1	02035400	2	BOLT
2	00012101	2	LOCKWASHER
3	02035800	2	WOOD WASHER
4	02035600	4	SPACER
5	02957101	1	CASTER ARM WLDMNT, RH
	02957100	1	CASTER ARM WLDMNT, LH
6	00749943	2	CASTER FORK WLDMNT
7	00001200	2	NUT
8	00001300	2	LOCKWASHER
9	02959181	4	SPACER
10	02605901	2	CASTER WHEEL
11	02036301	2	BUSHING
12	02036400	2	BOLT
13	02031000	4	CASTER BUSHING

HVY DTY FLAIL - GAUGE WHEELS

Continued...

ITEM	PART NO.	QTY.	DESCRIPTION
14	00752670	4	GREASE FITTING
15	00008300	6	BOLT
16	00010300	6	LOCKWASHER
17	00010400	6	NUT
18	02957071	1	CASTER WHEEL ASY, RH (ITEM 1 THRU 14)
19	02957155	1	CASTER WHEEL ASY, LH (ITEM 1 THRU 14)

HYD CUTTER VALVE - PN 02957254



Relief Cartridge P/N
02719000 Consist of:

- 1 - Washer (Large)
- 1 - Adjusting Screw
- 1 - Jam Nut
- 1 - Plug End
- 1 - O-Ring (Small)
- 1 - Washer (Small)
- 1 - Spring
- 1 - Poppet Relief
- 1 - O-Ring (Large)

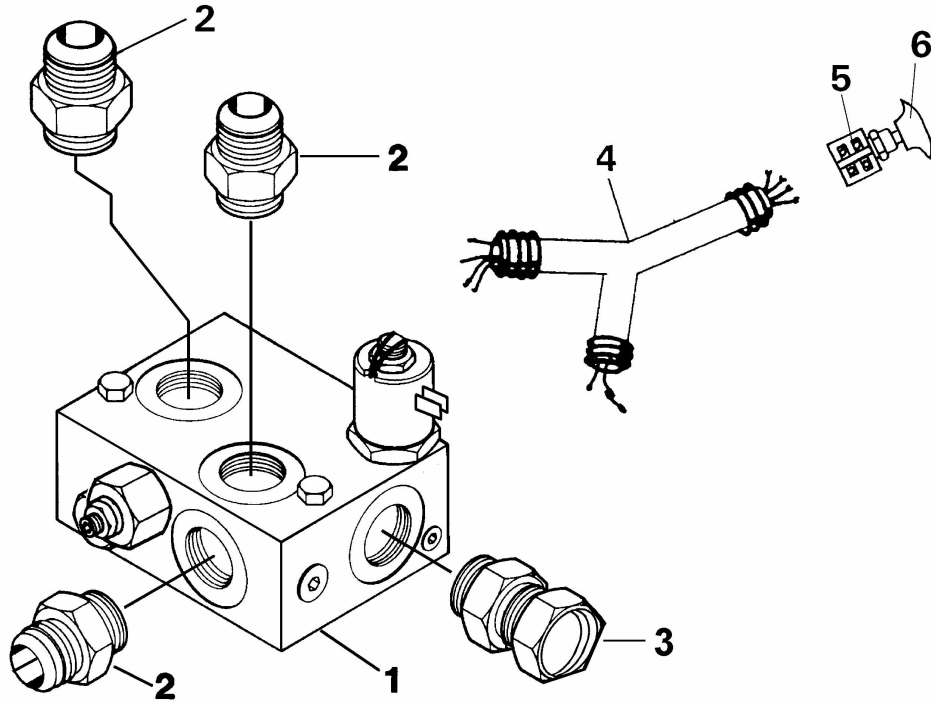
ITEM	PART NO.	QTY.	DESCRIPTION
	02957254	-	CUTTER VALVE ASY, REVERSING (FLAIL ONLY)
1	02775200	1	WIRE HARNESS - SAFETY SWITCH
2	02775100	1	BOOT - SAFETY SWITCH
3	02956996	1	SAFETY SWITCH
4	02956995	1	DETENT KIT
5	02040600	1	CUTTER VALVE W/ SAFETY SWITCH
6	---NFS---	-	BOLT, 5/16" NC
7	00011700	3	LOCKWASHER 5/16"
8	00021800	3	NUT, 5/16 NC
9	02882100	1	CUTTER HANDLE ASY.
10	02042600	2	ADAPTER, ELBOW 90 DEG.
11	02937300	1	ADAPTER, ELBOW
12	02957228	1	ADAPTER, ELBOW

HYD CUTTER VALVE - PN 02957254

Continued...

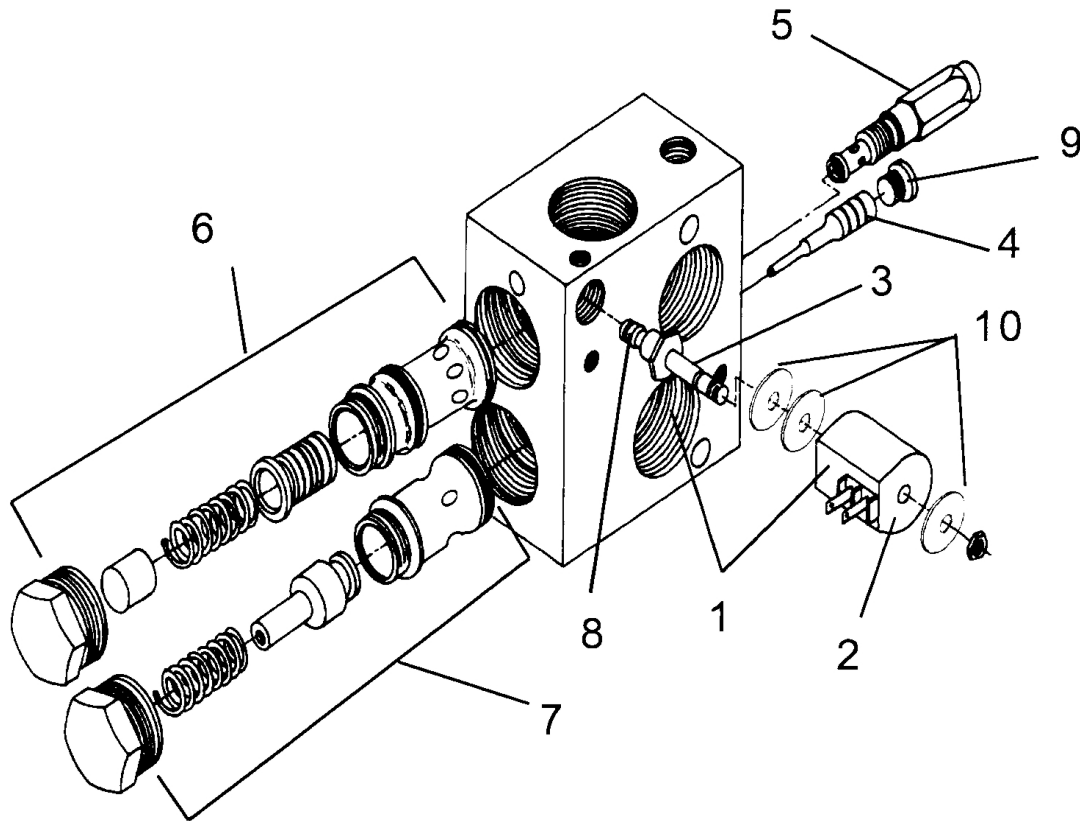
ITEM	PART NO.	QTY.	DESCRIPTION
13	---NFS---	-	VALVE BODY
14	---NFS---	-	SPOOL
15	02657400	-	QUAD RING & O RING KIT

HYD CUTTER VALVE ASY - PN 02961090



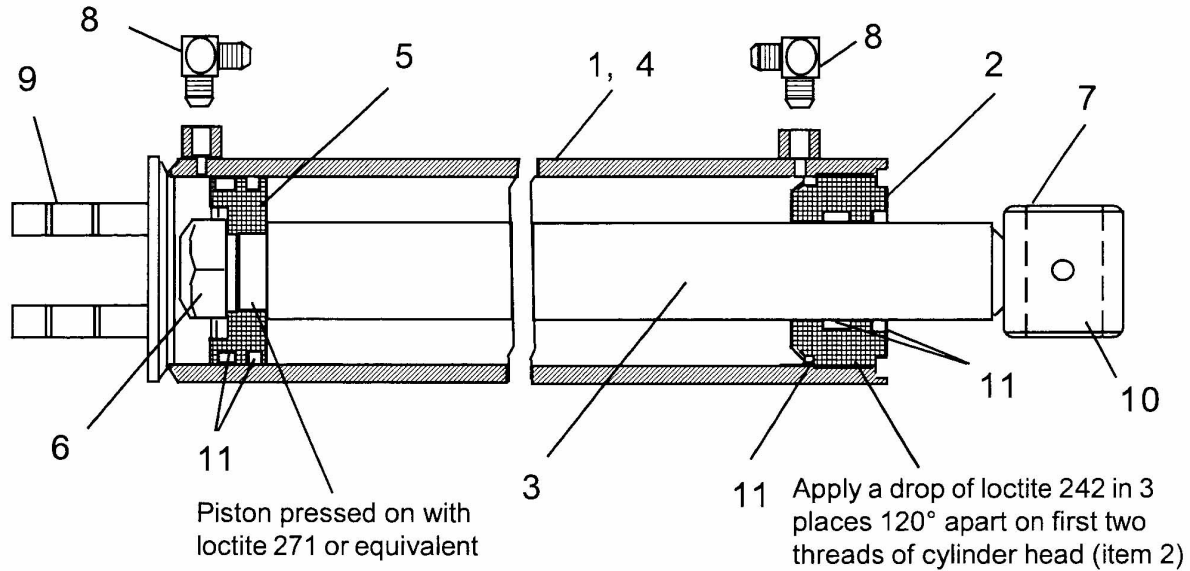
ITEM	PART NO.	QTY.	DESCRIPTION
	02961090	-	CUTTER VALVE ASY, W/ FITTINGS
1	02960565	1	CUTER VALVE ASY, W/O FITTINGS
2	02960807	1	ADAPTER, STRAIGHT
3	02961003	1	ADAPTER, STRAIGHT
4	02958203	1	WIRE HARNESS
5	02964028	1	SWITCH, PUSH & PULL
6	02964063	1	KNOB ONLY

HYD CUTTER VALVE ASY INSTALLATION - PN 02960565



ITEM	PART NO.	QTY.	DESCRIPTION
	02960565	-	MOTOR CONTROL VALVE ASY, W/O FITTINGS
1	02965223	1	SOLENOID, COMPLETE, (S/N 02721 & UP)
	02961265	1	SOLENOID COMPLETE, (S/N 02720 & DOWN)
2	02965222	1	SOLENOID COIL, (S/N 02721 & UP)
	02961263	1	SOLENOID COIL, (S/N 02720 & DOWN)
3	02965221	1	SOLENOID VALVE W/ SEALS (S/N 02721 & UP)
	02961264	1	SOLENOID VALVE W/ SEALS (S/N 02720 & DOWN)
4	02961271	1	PILOT PISTON W/ SEALS
5	02961261	1	RELIEF VALVE
	02961262	1	RELIEF VALVE SEAL KIT
6	02961267	1	LOGIC VALVE
	02961268	1	LOGIC VALVE SEAL KIT
7	02961269	1	CHECK VALVE
	02961270	1	CHECK VALVE SEAL KIT
8	02961266	1	SOLENOID VALVE SEAL KIT (ALL S/N)
9	02972768	1	PLUG
10	02979442	3	RUBBER COIL WASHER

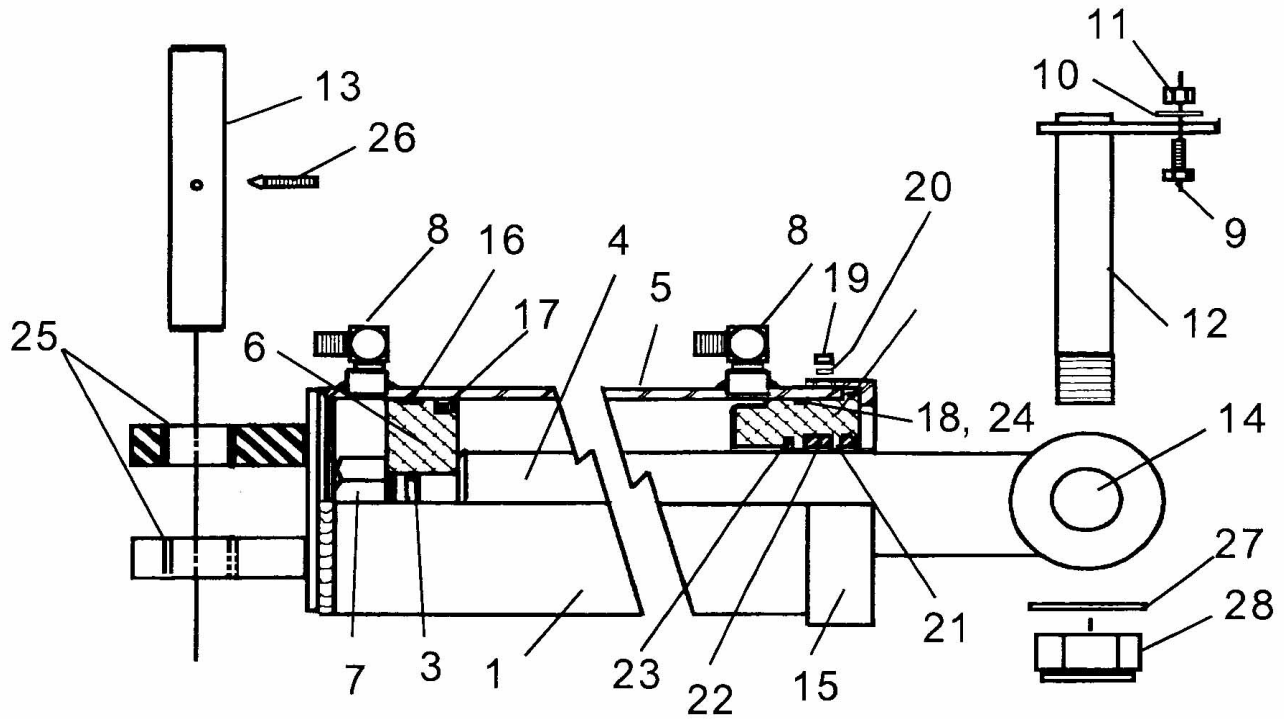
HYD CYL ASY - DIPPER (17 FT) - PN 02967017



ITEM	PART NO.	QTY.	DESCRIPTION
	02967017	-	CYLINDER ASY, W/ FITTINGS
1	02961478B	1	CYLINDER ASY, W/O FITTINGS
2	02975450	1	CYLINDER HEAD, GLAND
3	02975907	1	ROD WLDMNT
4	02975906	1	BARREL WLDMNT
5	-----	1	PISTON (NOT AVAILABLE)
6	5JRC16140	1	LOCKNUT
7	02975873	1	SETSCREW
8	02960018	2	ADAPTER, ELBOW
9	02984729	2	BUSHING, TEFLON IMPREGNATED 1/2" LG
10	02984729	2	BUSHING, TEFLON IMPREGNATED, 1/2" LG
11	02975530	1	SEAL KIT

THIS PAGE INTENTIONAL LEFT BLANK

HYD CYL ASY - DIPPER (20-23 FT) - PN 02961780T



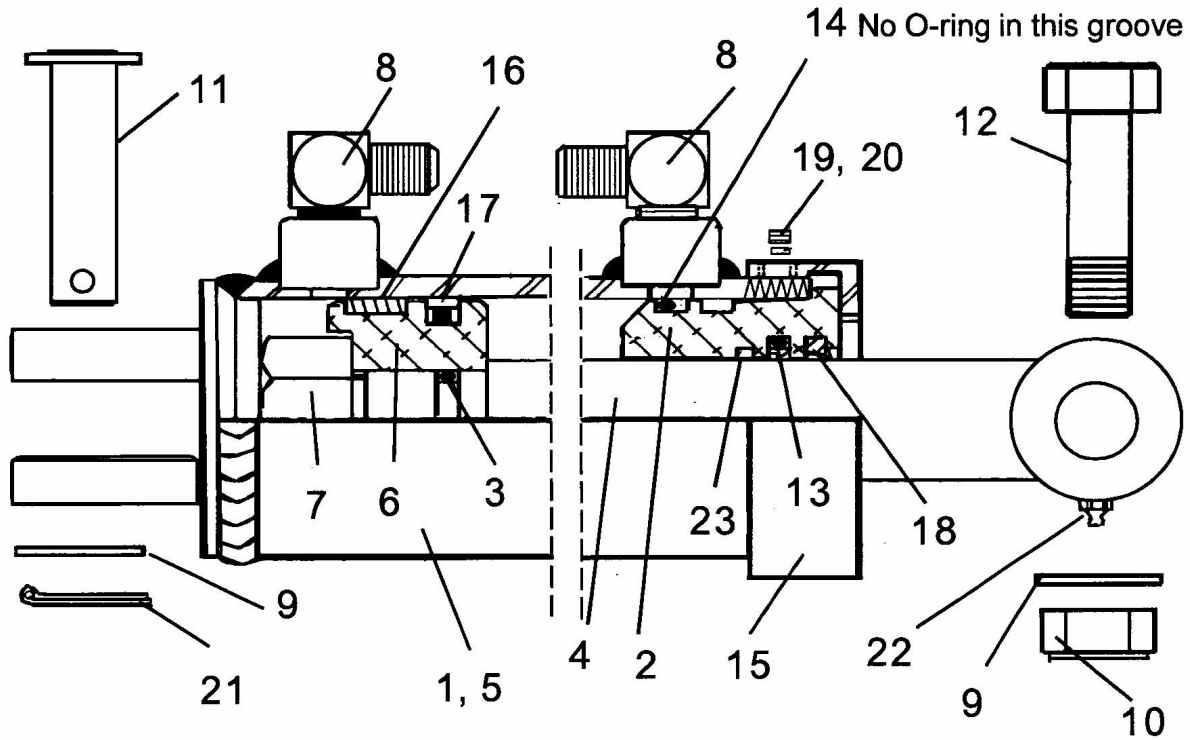
ITEM	PART NO.	QTY.	DESCRIPTION
	02961780T	-	CYLINDER ASY, W/FITTINGS (ITEM 1,8,14,25 & 26)
1	02961482A	1	CYLINDER ASY, W/O FITTINGS (ITEM 2,3,4,5,6,7,8,14,19,20,25,2 & 29)
2	-----	1	CYLINDER HEAD, GLAND (NOT AVAILABLE)
3	*	1	O-RING
4	02967042	1	ROD WLDMNT
5	-----	1	BARREL WLDMNT (NOT AVAILABLE)
6	02962131	1	PISTON
7	02252400	1	LOCKNUT
8	02960018	2	ELBOW
9	00007000	-	BOLT
10	00011100	-	FLATWASHER
11	00015800	-	NUT
12	02969980	-	PIN
13	02967013	-	PIN
14	02965548	2	BUSHING
15	02962129	1	COLLAR
16	*	1	WEAR RING (IN ITEM 29)
17	*	1	PISTON SEAL (IN ITEM 29)
18	*	1	O-RING (IN ITEM 29)
19	02962169	1	SETSCREW
20	02962170	1	NYLON INSERT

HYD CYL ASY - DIPPER (20-23 FT) - PN 02961780T

Continued...

ITEM	PART NO.	QTY.	DESCRIPTION
21	*	1	ROD WIPER (IN ITEM 29)
22	*	1	ROD SEAL (IN ITEM 29)
23	*	1	BUFFER SEAL (IN ITEM 29)
24	*	1	BACK-UP RING (IN ITEM 29)
25	02965214	2	BUSHING
26	02967246	1	SETSCREW
27	00749946	1	WASHER
28	02030300	1	LOCKNUT
29	02962141	1	SEAL KIT (ITEM 3,16,17,18,21,22,23 & 24)

HYD CYL ASY - DIPPER (28 FT) - PN 02222000 (03-00 & DOWN)



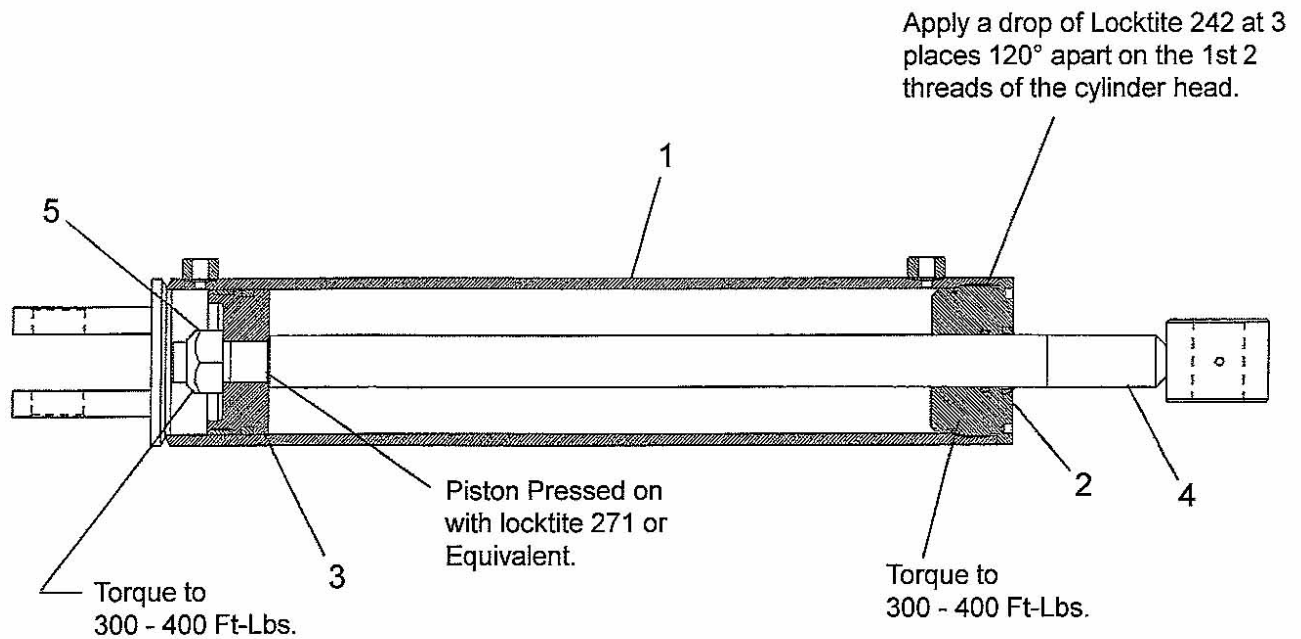
ITEM	PART NO.	QTY.	DESCRIPTION
	02222000	-	CYLINDER ASY, W/ FITTINGS (ITEM 1 THRU 24)
1	02222100A	1	CYLINDER ASY, W/O FITTINGS (ITEM 2 TO 7 & 13 TO 24) REPLACED W/ P/N 02222100A (04-00 & UP)
2	-----	1	CYLINDER HEAD, GLAND (NOT AVAILABLE)
3	*	1	O-RING, (IN ITEM 24)
4	02960573	1	ROD WLDMNT
5	02957426	1	BARREL WLDMNT
6	02957425	1	PISTON
7	02252400	1	LOCKNUT
8	02962249	2	ELBOW
9	00749946	-	WASHER
10	02030300	-	LOCKNUT
11	02960049	-	PIN WLDMNT
12	02956972	-	BOLT
13	*	1	ROD SEAL (IN ITEM 24)
14	*	1	GLAND STATIC SEAL (IN ITEM 24)
15	02962603	1	COLLAR
16	*	1	WEAR RING (IN ITEM 24)
17	*	1	PISTON SEAL, 2 PIECES (IN ITEM 24)
18	*	1	ROD WIPER (IN ITEM 24)
19	02962169	1	SETScrew

HYD CYL ASY - DIPPER (28 FT) - PN 02222000 (03-00 & DOWN)

Continued...

ITEM	PART NO.	QTY.	DESCRIPTION
20	02962170	1	NYLON INSERT
21	00606000	1	COTTER PIN
22	00752670	1	GREASE FITTING
23	*	1	BUFFER SEAL, 2 PIECES (IN ITEM 24)
24	02975527	1	SEAL KIT (ITEM 3,13,14,16,17,18 & 23)

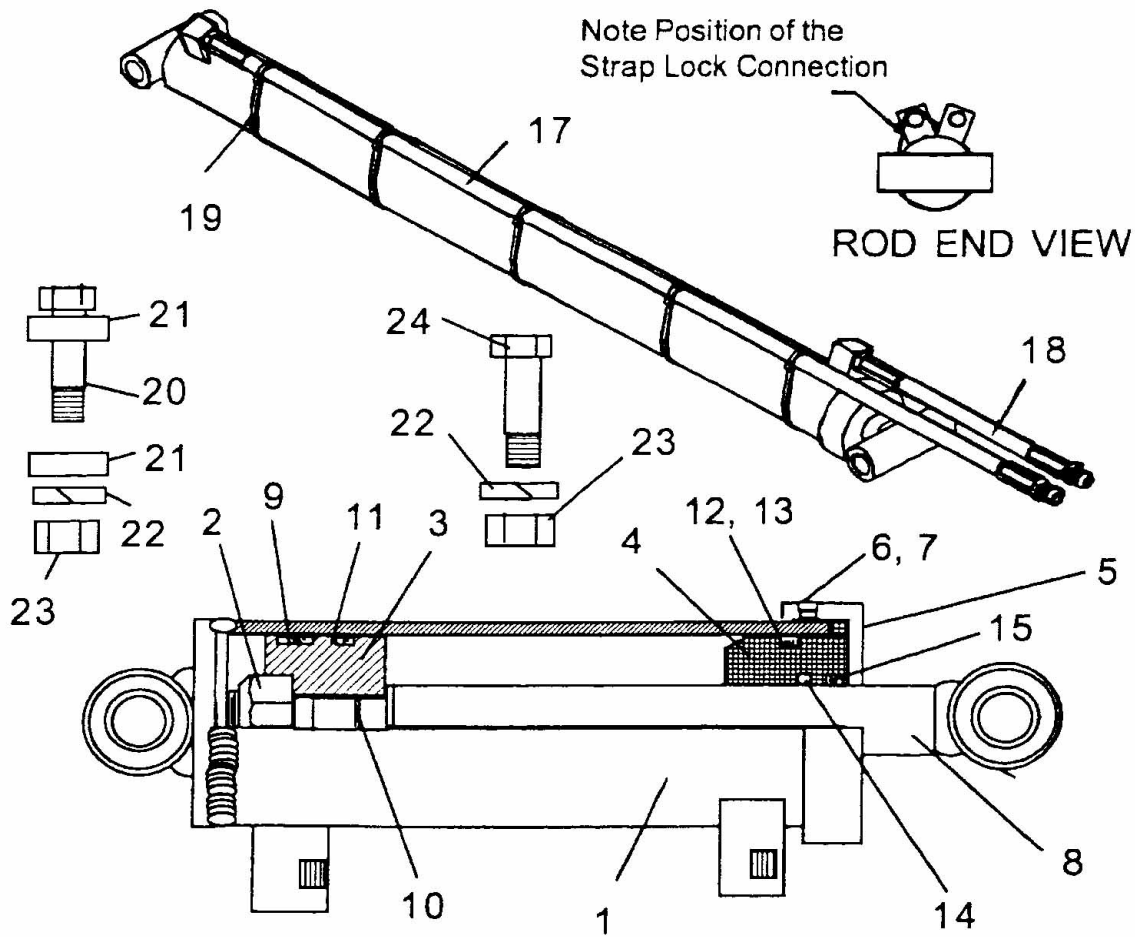
HYD CYL ASY - DIPPER (28 FT) - PN 02222000 (04-00 & UP)



ITEM	PART NO.	QTY.	DESCRIPTION
	02222000	-	CYLINDER ASY, W/ FITTINGS
	02222100A	-	CYLINDER ASY, W/O FITTINGS - REPLACED P/N 02222100 (03-00 & DOWN)
1	02976181	1	TUBE WLDMT 4.00 - 16.00 STROKE
2	02976182	1	CYLINDER HEAD 4 X 1.5 ROD W/
3	02975457	1	PISTON 4.00-1.25-S-W-PSP
4	02976180	1	ROD WLDMT 1.5 X 16.00 STROKE
	00752670	1	GREASE FITTING 1/4-28 BOLT THD
5	02975453	1	LOCKNUT, 1-1/4" NF GRB
6	02975527	-	SEAL KIT
7	02960049	1	PIN-WLDMT - DIPPER CYL
8	02962249	2	ADAPTER, HYD, ELBOW
9	00749946	2	WASHER
10	00606000	1	COTTER PIN
11	02030300	1	LOCKNUT
12	02956972	1	BOLT, 1" NC 9 GR8

THIS PAGE INTENTIONAL LEFT BLANK

HYD CYL ASY - EXTENSION (28 FT) - PN 02961485C



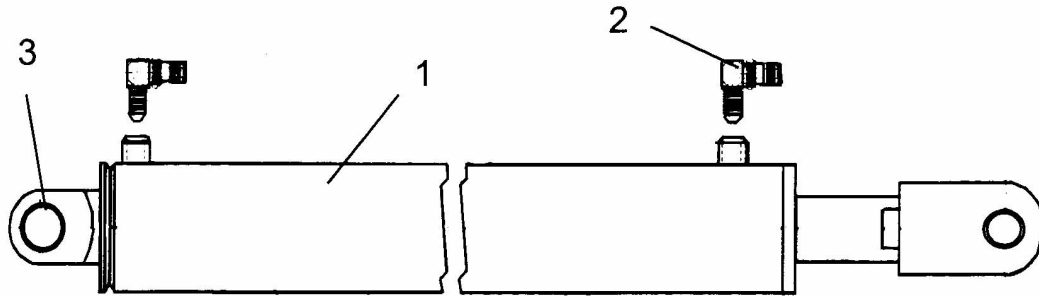
ITEM	PART NO.	QTY.	DESCRIPTION
	02961485C	-	CYLINDER ASY, (ITEMS 1 THRU 16)
1	02965450	1	BARREL WELDMNT
2	02247100	1	LOCKNUT
3	-----	1	PISTON (NOT AVAILABLE)
4	-----	1	CYLINDER HEAD, GLAND (NOT AVAILABLE)
5	-----	1	COLLAR (NOT AVAILABLE)
6	02962169	1	SET SCREW
7	02962170	1	LOCKING INSERT
8	-----	1	ROD WLDMNT (NOT AVAILABLE)
9	* SEAL KIT	1	WEAR BAND (IN ITEM 16)
10	* SEAL KIT	1	O-RING (IN ITEM 16)
11	* SEAL KIT	1	PISTON SEAL (IN ITEM 16)
12	* SEAL KIT	1	O-RING (IN ITEM 16)
13	* SEAL KIT	1	BACK-UP RING (IN ITEM 16)
14	* SEAL KIT	2	BUFFER RING (IN ITEM 16)
15	* SEAL KIT	1	ROD WIPER (IN ITEM 16)

HYD CYL ASY - EXTENSION (28 FT) - PN 02961485C

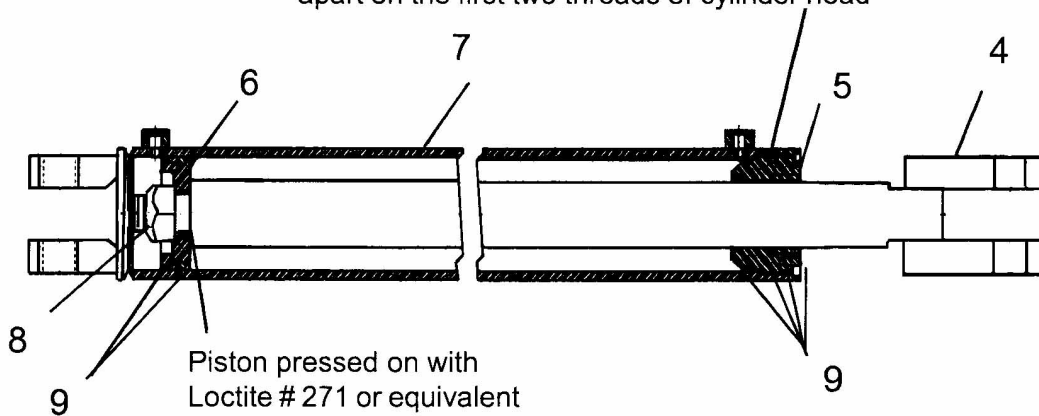
Continued...

ITEM	PART NO.	QTY.	DESCRIPTION
16	02962130	1	SEAL KIT (ITEMS 9 THRU 15)
17	02971727	1	HOSE, # 4 (LONG HOSE)
18	02971728	1	HOSE, # 4 (SHORT HOSE)
19	02753400	5	TIE STRAP
20	02769200	1	BOLT, (F/ BARREL END OF CYL ONLY)
21	02966574	2	SPACER, (F/ BARREL END OF CYL ONLY)
22	00003901	2	LOCKWASHER
23	00000200	2	LOCKNUT
24	02758400	1	BOLT, (F/ ROD END OF CYL ONLY)

HYD CYL ASY - LIFT (17 FT) - PN 02962297



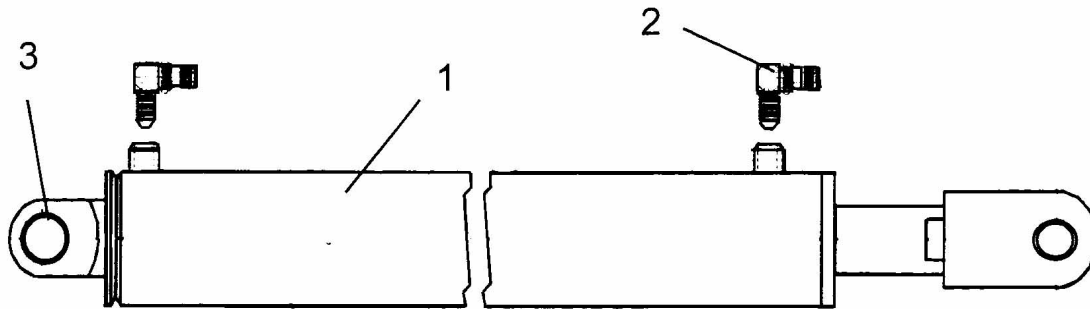
Apply a drop of Loctite # 242 in 3 places 120° apart on the first two threads of cylinder head



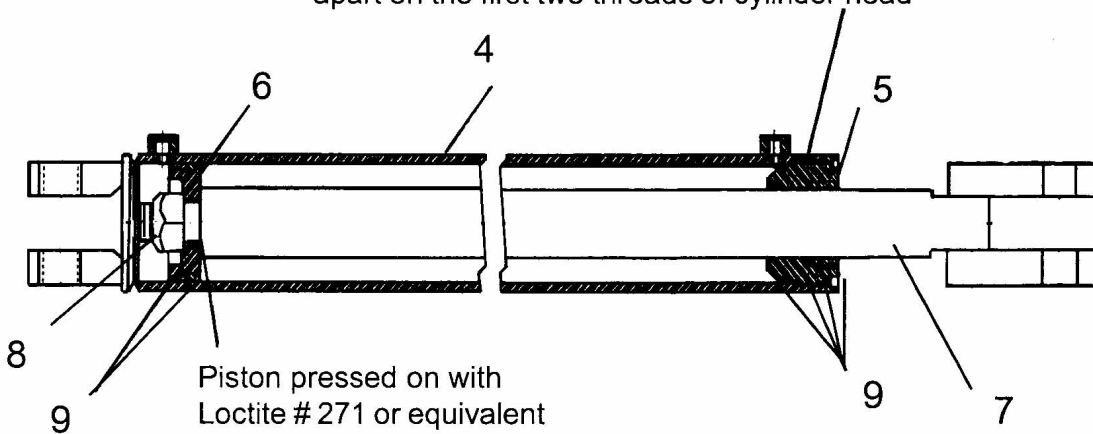
Piston pressed on with Loctite # 271 or equivalent

ITEM	PART NO.	QTY.	DESCRIPTION
	02962297	-	LIFT CYL.ASSY-17A/B
1	02962651A	1	CYLINDER,HYD 3
2	02960018	2	ADP HYD ELBOW 4MB-4MJ90
3	02959891	2	BSHG CONX 1-1/4X1 X 7/8
4	00776304	1	WDMT,CYLINDER ROD 2 X 27.25
5	00776302	1	HEAD,CYLINDER 3 X 1.75
6	-----	1	PISTON (NOT AVAILABLE)
7	00776303	1	WDMT,CYLINDER TUBE
8	5JRC16140	1	LOCKNUT 1 -14 TLDT GC ZP
9	02975530	1	SEAL KIT

HYD CYL ASY - LIFT (20-23-28 FT) - PN 02961779

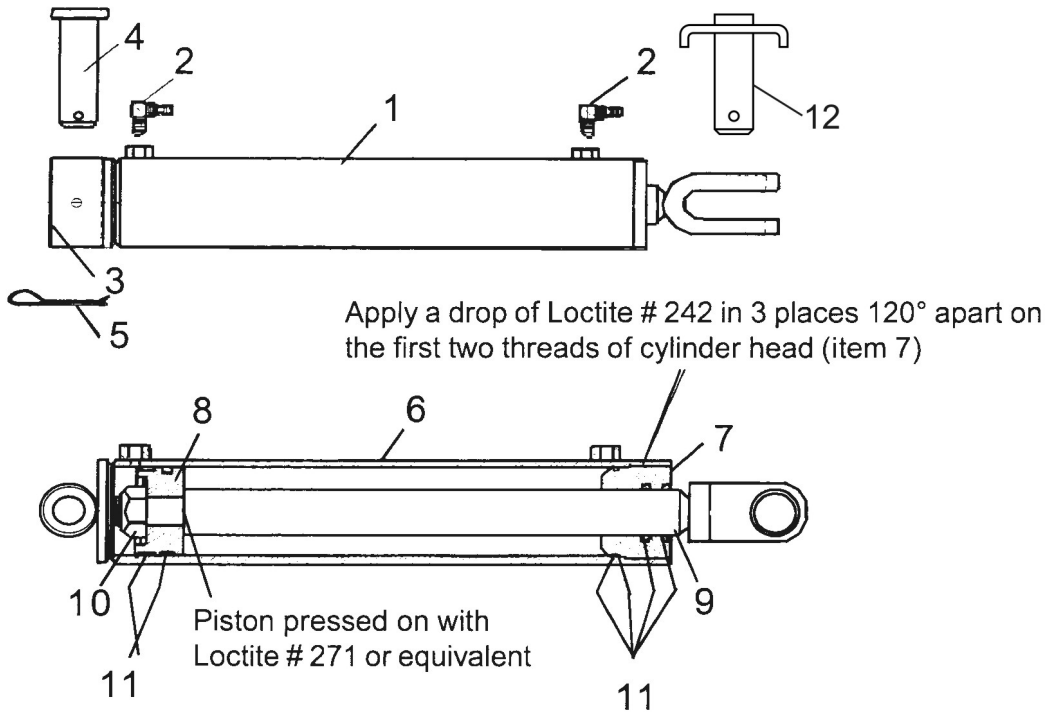


Apply a drop of Loctite # 242 in 3 places 120° apart on the first two threads of cylinder head



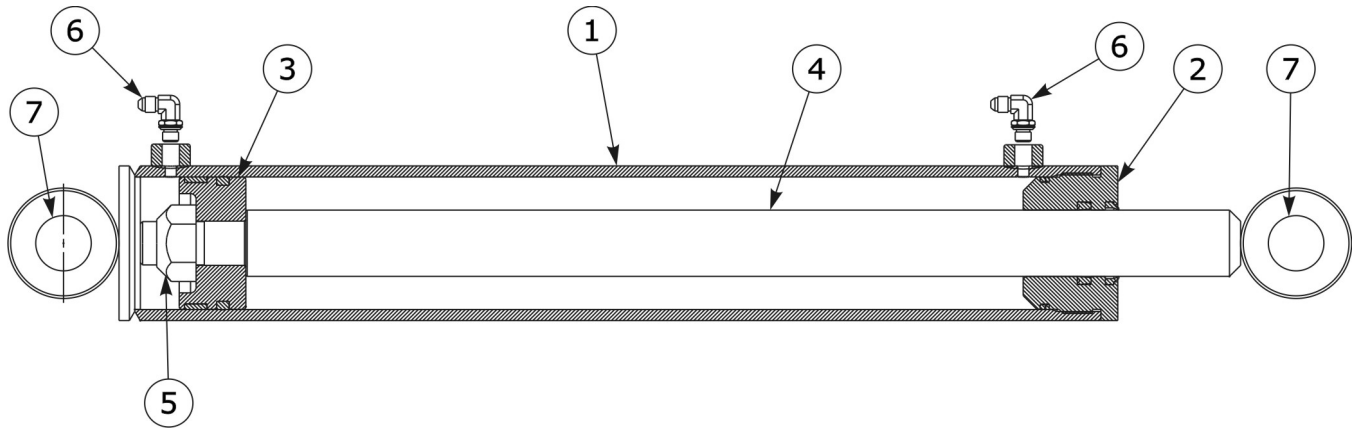
ITEM	PART NO.	QTY.	DESCRIPTION
	02961779	-	CYLINDER ASYM W/ FITTINGS
1	02961479A	1	CYLINDER ASY, W/O FITTINGS
2	02960018	1	ADAPTER, ELBOW
3	02959891	1	BUSHING, CONNEX
4	02976195	1	BARREL WLDMNT
5	02975452	1	CYLINDER HEAD, GLAND
6	02975457	1	PISTON
7	02976196	1	ROD WLDMNT
8	02975453	1	LOCKNUT
9	02975527	1	SEAL KIT

HYD CYL ASY - SWING (17-20-23-28 FT) - PN 02961778



ITEM	PART NO.	QTY.	DESCRIPTION
	02961778	-	CYLINDER ASY, W/ FITTINGS
1	02961476B	1	CYLINDER ASY, W/O FITTINGS
2	02960018	2	ADAPTER, ELBOW
3	02965214	2	BEARING, TEFLON IMPREGNATED
4	02930100	1	PIN WLDMNT
5	00606000	1	COTTER PIN
6	02975619	1	BARREL WLDMNT
7	02975450	1	CYLINDER HEAD, GLAND
8	02975454	1	PISTON
9	02975620	1	ROD WLDMNT
10	5JRC16140	1	LOCKNUT
11	02975530	1	SEAL KIT
12	02966767	1	PIN WLDMT (ROD END SIDE)

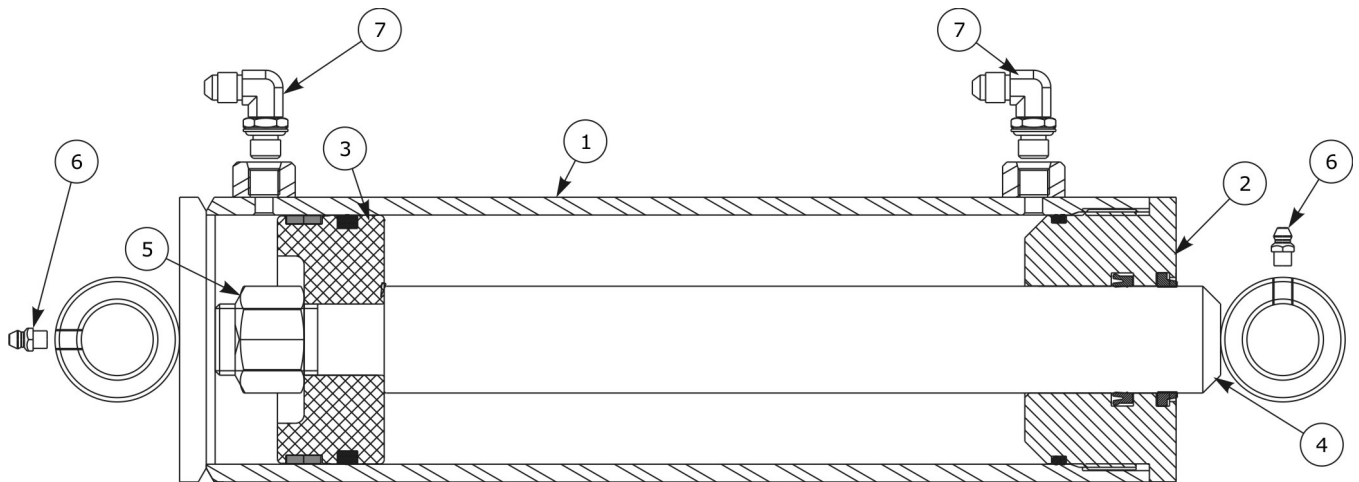
HYD CYL ASY - TILT (17-20-23 FT) - PN 02967016



ITEM	PART NO.	QTY.	DESCRIPTION
	02961475B	1	HYD CYLINDER 3.00 X 17.50 X1.5
1	02975869	1	TUBE WLDMT 3.00-17.50-W
2	02975450	1	HEAD,CYLINDER 3 X 1.50
3	02975454	1	PISTON 3.00-1.00-S-WR-PSP
4	02975870	1	ROD WLDMT 1.50-17.50-W
5	5JRC16140	1	LOCKNUT TLM 1 NF PL
6	02960018	2	ADP HYD ELBOW 4MB-4MJ90
7	02965548	4	BSHG TF-1-1/4OD X 1 ID X1
	02975530	1	SEAL KIT

NOTE: 02961475B INCLUDES ITEMS 1, 2, 3, 4, 5, AND SEAL KIT

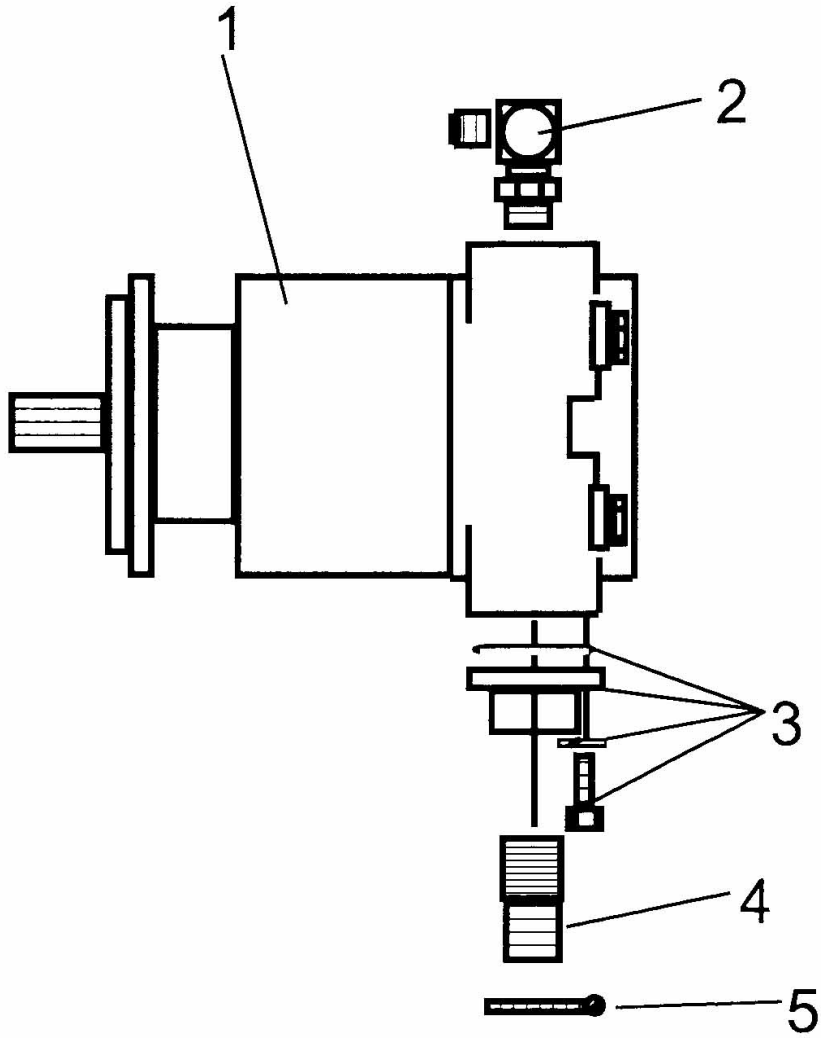
HYD CYL ASY - TILT (28 FT) - PN 02961787



ITEM	PART NO.	QTY.	DESCRIPTION
	02961484A	1	HYD CYL 3-1/2 BORE X 9STROKE
1	02976240	1	TUBE WLDMT 3.5-9.00-W
2	02975302	1	CYLINDER HEAD 3.50-1.50-THGD
3	02975305	1	PISTON 3.50-1.00-5WR PSP
4	02976239	1	ROD WLDMT 1.50-9.00-1.00
5	5JRC16140	1	LOCKNUT TLM 1 NF PL
6	00752670	2	FITTING,GREASE STRAIGHT 1/4-28
7	02960018	2	ADP HYD ELBOW 4MB-4MJ90
	02975531	1	SEAL KIT

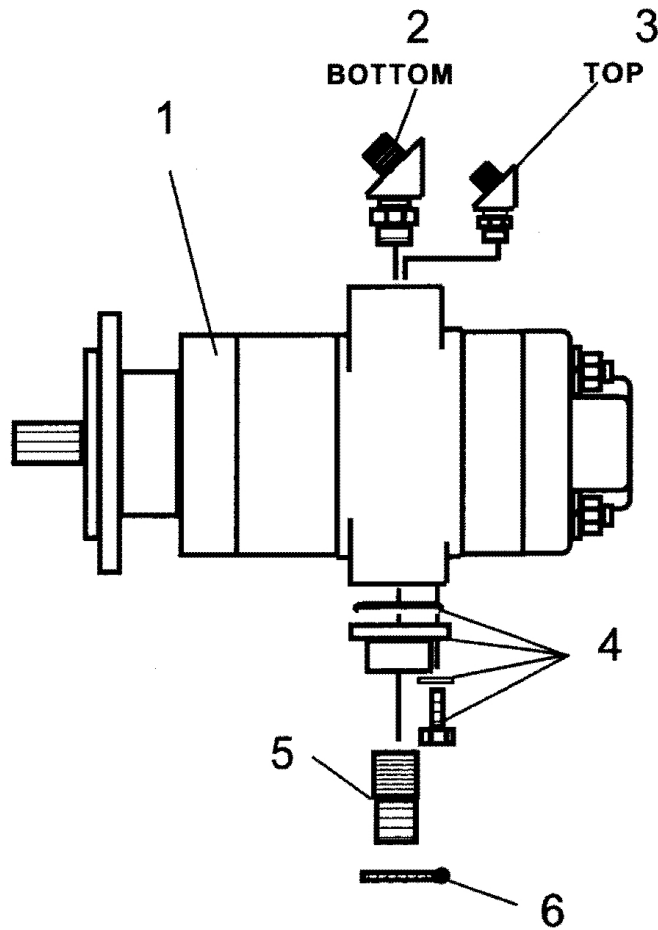
NOTE: 02961484A INCLUDES ITEMS 1, 2, 3, 4, 5, AND SEAL KIT

HYD PUMP ASY (FRONT SINGLE) - PN 02961827



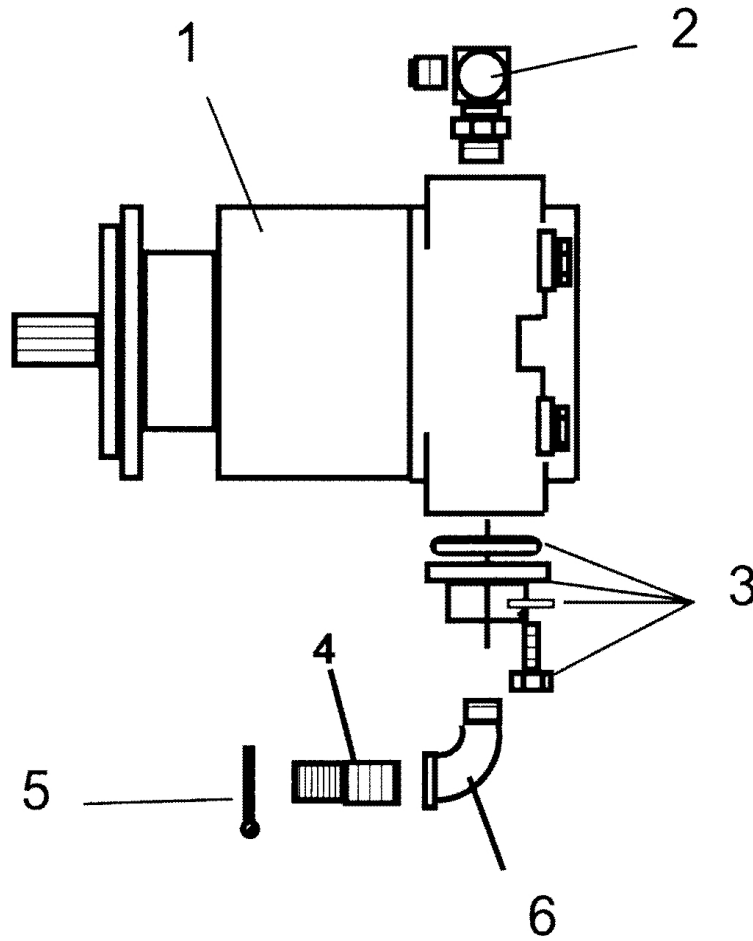
ITEM	PART NO.	QTY.	DESCRIPTION
	02961827	-	PUMP ASY, SINGLE PUMP W/ FITTINGS
1	02961474	1	PUMP ASY, W/O FITTINGS
2	02961825	1	ELBOW, 90 DEG.
3	02827700	1	FLANGE KIT
4	02411000	1	HOSE BIB
5	02026200	1	HOSE CLAMP

HYD PUMP ASY (FRONT TANDEM) - PN 02961826



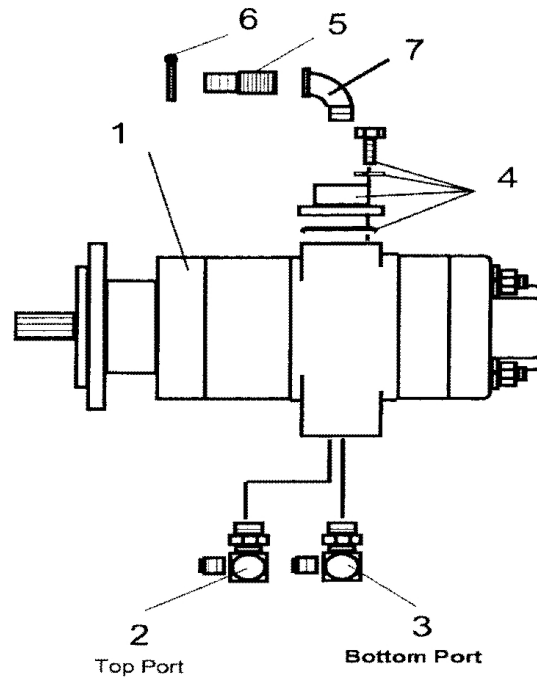
ITEM	PART NO.	QTY.	DESCRIPTION
	02961826	-	PUMP ASY, W/ FITTINGS TANDEM FRONT MOUNTED
1	02961735	1	PUMP ASY, W/O FITTINGS
2	02961825	1	ELBOW, 45 DEG.
3	02962214	1	ELBOW, 45 DEG.
4	02827700	1	FLANGE KIT
5	02411000	1	HOSE BIB
6	02026200	1	HOSE CLAMP

HYD PUMP ASY (REAR SINGLE 540 RPM) - PN 02962096



ITEM	PART NO.	QTY.	DESCRIPTION
	02962096	-	PUMP ASY W/ FITTING, SINGLE PUMP REAR 540 PTO MOUNTED
1	02964947	1	PUMP ASY, W/O FITTINGS
2	02961098	1	ELBOW, 90 DEG.
3	02827700	1	FLANGE KIT
4	02411000	1	HOSE BIB
5	02026200	1	HOSE CLAMP
6	02047200	1	ELBOW

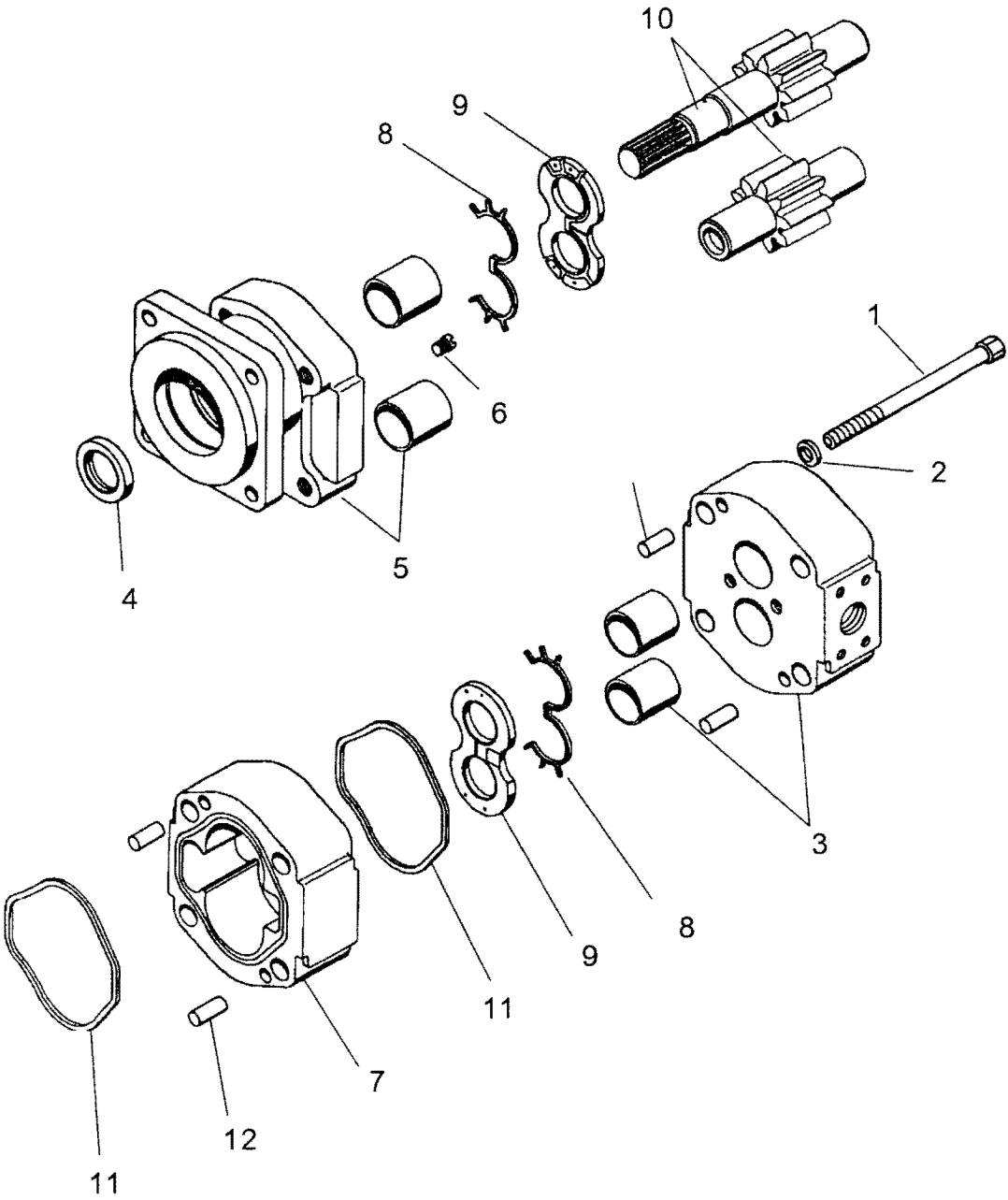
HYD PUMP ASY (REAR TANDEM 540 RPM) - PN 02962097



ITEM	PART NO.	QTY.	DESCRIPTION
	02962097	-	PUMP ASY, W/ FITTINGS (REAR 540 PTO MNT)
1	02964948	1	PUMP ASY. W/O FITTINGS
2	02961098	1	ELBOW, 90 DEG.
3	02962213	1	ELBOW, 90 DEG.
4	02827700	1	FLANGE KIT
5	02411000	1	HOSE BIB
6	02026200	1	HOSE CLAMP
7	02047200	1	ELBOW

THIS PAGE INTENTIONAL LEFT BLANK

HYD PUMP PARTS (FRONT SINGLE) - PN 02961474

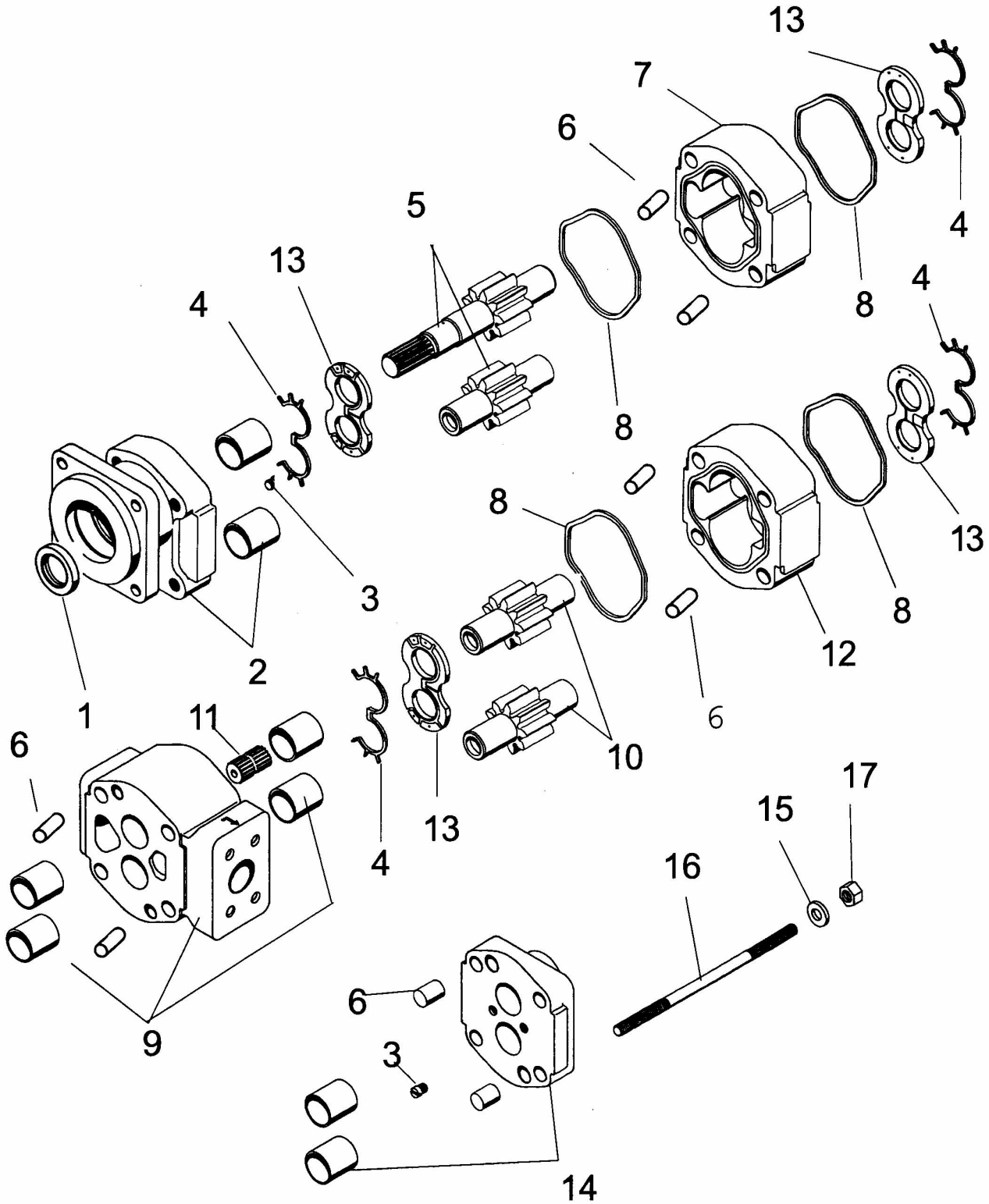


HYD PUMP PARTS (FRONT SINGLE) - PN 02961474

Continued...

ITEM	PART NO.	QTY.	DESCRIPTION
	02961474	-	PUMP ASY, FRONT MOUNTED SINGLE PUMP
1	02961918	4	BOLT
2	02961917	4	WASHER
3	02961914	1	PORTING FLANGE W/ BUSHING
4	*	2	SEAL
5	02961913	1	MOUNTING FLANGE W. BUSHING
6	02961920	1	PLUG
7	02961915	1	GEARHOUSING
8	*	4	SEAL END
10	02961916	1	GEAR SET
11	*	2	SQUARE SEAL
12	02961924	4	DOWEL PINS
13	02961925	-	MAJOR SEAL KIT (ITEMS 4,8,9 & 11)
14	02962548	-	MINOR SEAL KIT (ITEMS 4,8 & 11)

HYD PUMP PARTS (FRONT TANDEM) - PN 02961735

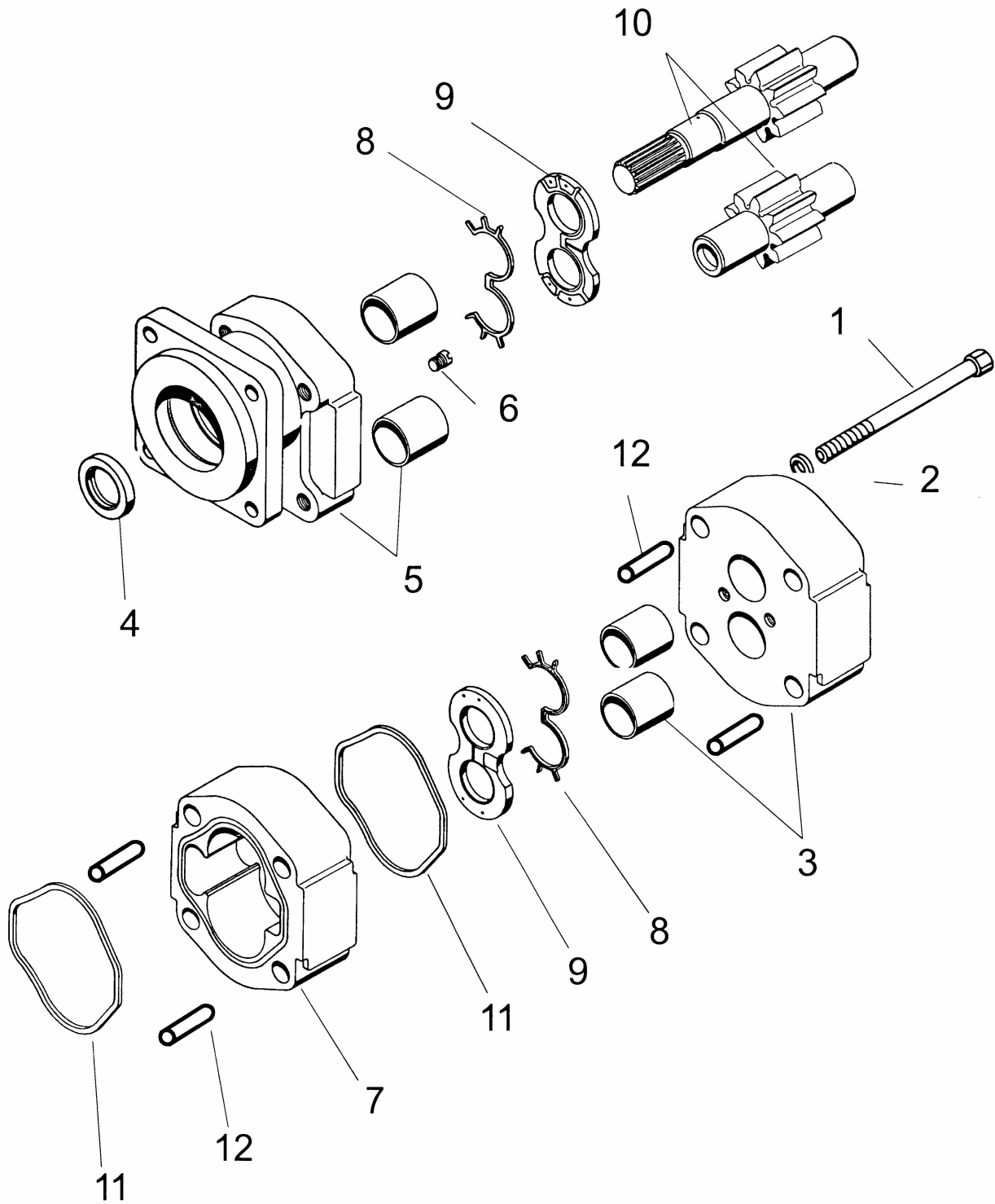


HYD PUMP PARTS (FRONT TANDEM) - PN 02961735

Continued...

ITEM	PART NO.	QTY.	DESCRIPTION
	02961735	1	PUMP ASY, TANDEM (FRONT MOUNTED)
1	*	1	SEAL (IN ITEM 18 & 19)
2	02961913	1	MOUNTING FLANGE W/ BUSHINGS
3	02961920	2	PLUG
4	*	4	SEAL END (IN ITEM 18 & 19)
5	02962187	1	GEAR SET (FRONT SET)
6	02961924	8	DOWEL PIN
7	02961915	1	GEAR HOUSING (FRONT HOUSING)
8	*	4	SQUARE SEAL (IN ITEM 18 & 19)
9	02962185	1	BEARING CARRIER HOUSING W/BUSHINGS
10	02962188	1	GEAR SET (REAR SET)
11	02962216	1	CONNECTOR SHAFT (F/ CONNECTING GEAR SETS)
12	02962186	1	GEAR HOUSING (REAR HOUSING)
13	*	4	THRUST PLATE (IN ITEM 19 ONLY)
14	02962184	1	END FLANGE W/ BUSHING
15	02961917	4	WASHER
16	02962189	4	STUD
17	02962190	4	NUT
18	02962539	-	MINOR SEAL KIT (ITEMS 1,4 & 8)
19	02962191	-	MAJOR SEAL KIT (ITEMS 1,4,8 & 13)

HYD PUMP PARTS (REAR SINGLE 540 RPM) - PN 02964947

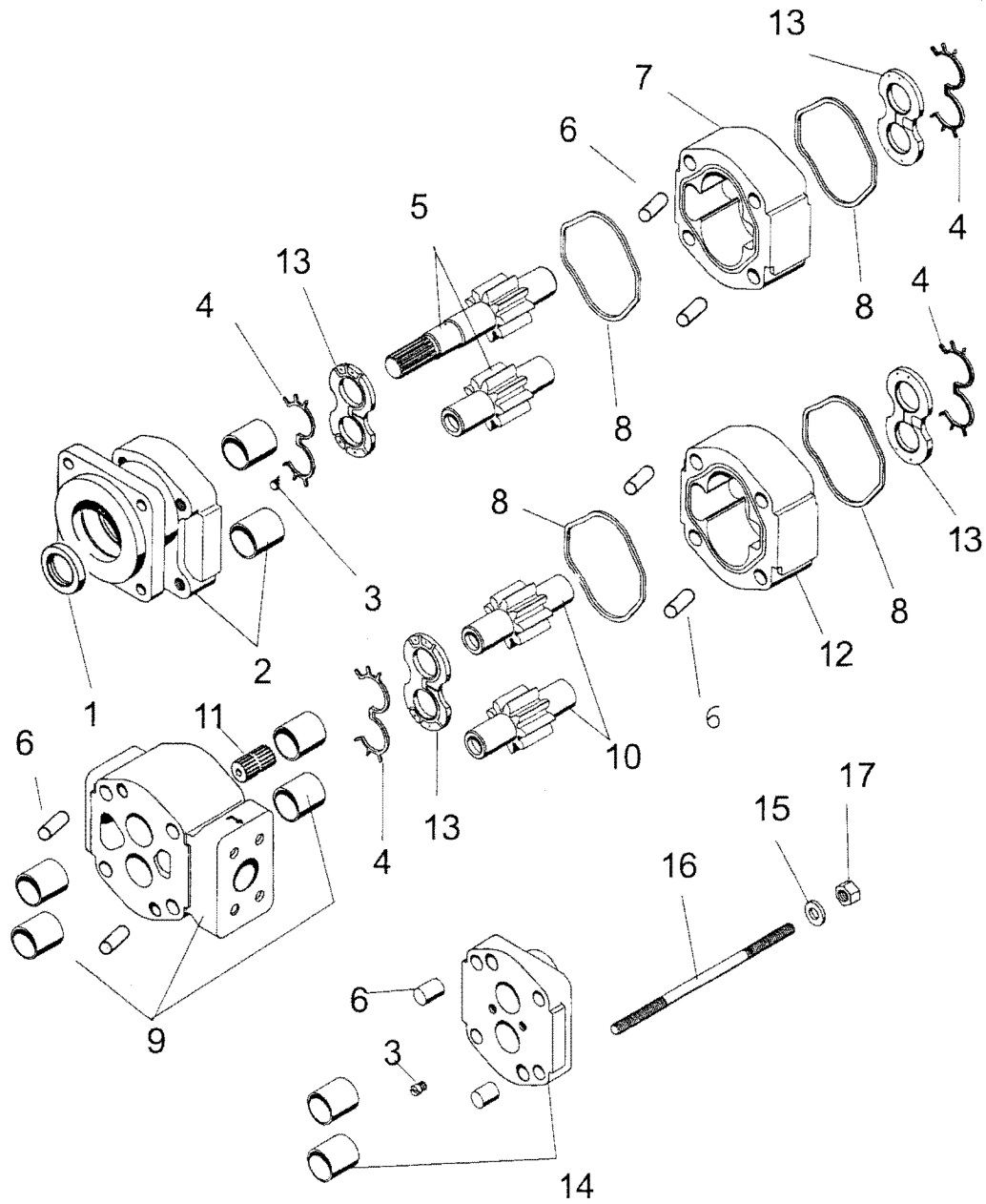


HYD PUMP PARTS (REAR SINGLE 540 RPM) - PN 02964947

Continued...

ITEM	PART NO.	QTY.	DESCRIPTION
	02964947	-	PUMP ASY, REAR MOUNTED 540 PTO
1	02961918	4	BOLT
2	02961917	4	WASHER
3	02961914	1	PORTING FLANGE W/ BUSHING
4	*	2	SEAL (IN ITEM 13 & 14)
5	02961913	1	MOUNTING FLANGE W/ BUSHING
6	02961920	1	PLUG
7	02965092	1	GEAR HOUSING
8	*	4	SEAL END (IN ITEM 13 & 14)
9	*	2	THRUST PLATES (IN ITEM 13 ONLY)
10	02965091	1	GEAR SET
11	*	2	SQUARE SEAL (IN ITEM 13 & 14)
12	02961924	4	DOWEL PIN
13	02961925	-	MAJOR REBULID SEAL KIT (ITEMS 4,8,9, & 11)
14	02962548	-	MINOR REBUILD KIT (ITEMS 4.8 & 11)

HYD PUMP PARTS (REAR TANDEM 540 RPM) - PN 02964948

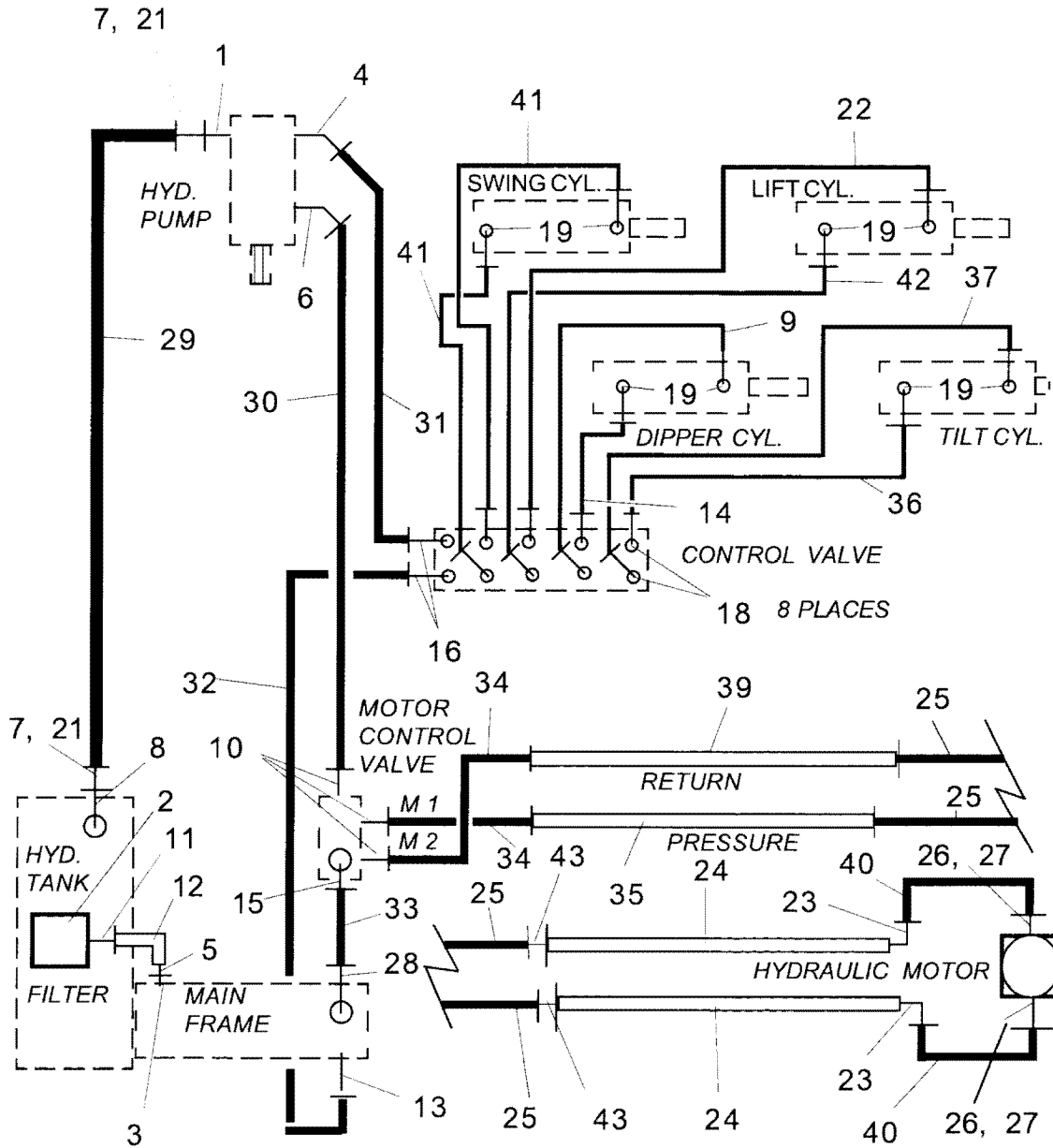


HYD PUMP PARTS (REAR TANDEM 540 RPM) - PN 02964948

Continued...

ITEM	PART NO.	QTY.	DESCRIPTION
	02964948	-	PUMP ASY, REAR (540 PTO MNT)
1	*	1	SEAL (IN ITEM 18 & 19)
2	02961913	1	MOUNTING FLANGE W/BUSHINGS
3	02961920	2	PLUG
4	*	4	SEAL END (IN ITEM 18 & 19)
5	02965091	1	GEAR SET (FRONT GEARS)
6	02961924	8	DOWEL PIN
7	02965092	1	GEAR HOUSING (FRONT HOUSING)
8	*	4	SQUARE SEAL (IN ITEM 18 & 19)
9	02962185	1	BEARING CARRIER HOUSING W/ BUSHINGS
10	02962188	1	GEAR SET, (REAR GEARS)
11	02962216	1	CONNECTER SHAFT
12	02962186	1	GEAR HOUSING (REAR HOUSING)
13	*	4	THRUST PLATE (IN ITEM 19 ONLY)
14	02962184	1	END FLANGE W/ BUSHING
15	02961917	4	WASHER
16	02962189	4	STUD
17	02962190	4	NUT
18	02962539	1	MINER SEAL KIT (ITEM 1,4 & 8)
19	02962191	1	MAJOR SEAL KIT (ITEM 1,4,8 & 13)

HYD SCHEMATIC (17 FT) (PART 1)

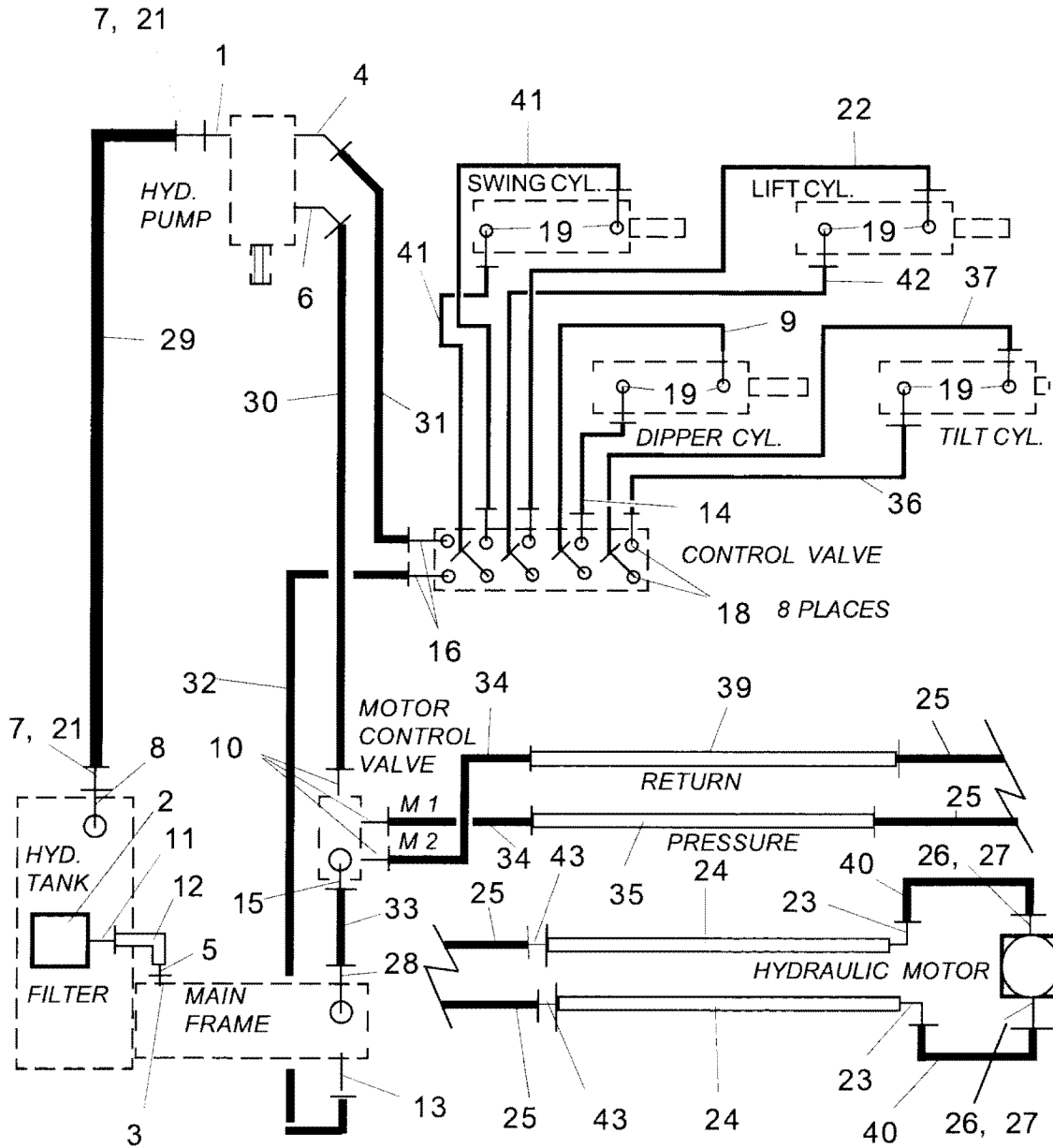


HYD SCHEMATIC (17 FT) (PART 1)

Continued...

ITEM	PART NO.	QTY.	DESCRIPTION
1	02827700	1	FLANGE KIT
2	02961000	1	FILTER ASY, W/ ELEMENT
	02961001	1	FILTER ELEMENT ONLY
3	00751457	1	ELBOW
4	02962214	1	ELBOW, 90 DEG.
5	02962404	1	RETURN TUBE, STRAIGHT ADAPTER
6	02961825	2	ELBOW, 45 DEG.
7	02411000	2	HOSE BIB
8	02047200	10	ELBOW, 90 DEG.
9	02959199	1	HOSE, CONTROL VALVE TO DIPPER CYL.
10	02960807	3	ADAPTER, STRAIGHT
11	02960809	1	ADAPTER, STRAIGHT
12	02960953	1	TUBE, FRAME TO RETURN FILTER
13	02825900	1	ELBOW, 90 DEG.
14	02959200	1	HOSE, CONTROL VALVE TO DIPPER CYL.
15	02961003	1	ADAPTER, STRAIGHT
16	63042700	2	ADAPTER, STRAIGHT
18	02962249	8	ELBOW, 90 DEG.
19	02960018	8	ELBOW, 90 DEG.
21	02026200	2	HOSE CLAMP
22	02905100	1	HOSE, CONTROL VALVE TO LIFT CYL.
23	02960406	2	ELBOW, BULKHEAD
24	02961130	2	TUBE
25	02961520	1	HOSE, TUBE TO TUBE
26	00749101	2	FLANGE KIT, SPLIT
27	02962774	2	ADAPTER, MOTOR
	02960411	1	ELBOW, 45 DEG. (F/ FLAIL AXE HEAD)
	02960409	1	ELBOW, 90 DEG. (F/ FLAIL AXE HEAD)
	02960407	2	ELBOW, 90 DEG. (F/ FLAIL HEAD)
28	02889300	1	ELBOW
29	02512800	1	HOSE, TANK TO PUMP
30	02961094	1	HOSE, PUMP TO CUTTER VALVE
31	02513000	1	HOSE, PUMP TO CONTROL VALVE
32	02906100	1	HOSE, CONTROL VALVE TO RETURN FILTER
33	02960986	1	TUBE, CUTTER VALVE RETURN TO FRAME 90?
34	02961054	2	HOSE, CUTTER VALVE TO BULKHEAD
35	02961070	1	TUBE, LIFT SECTION (LOWER)
36	02962023	1	HOSE, CONTROL VALVE TO TILT CYLINDER
37	02959198	1	HOSE, CONTROL VALVE TO TILT CYLINDER
39	02961072	1	TUBE, LIFT SECTION (UPPER)
40	02961057	2	HOSE, MOTOR TO BULKHEAD

HYD SCHEMATIC (17 FT) (PART 2)

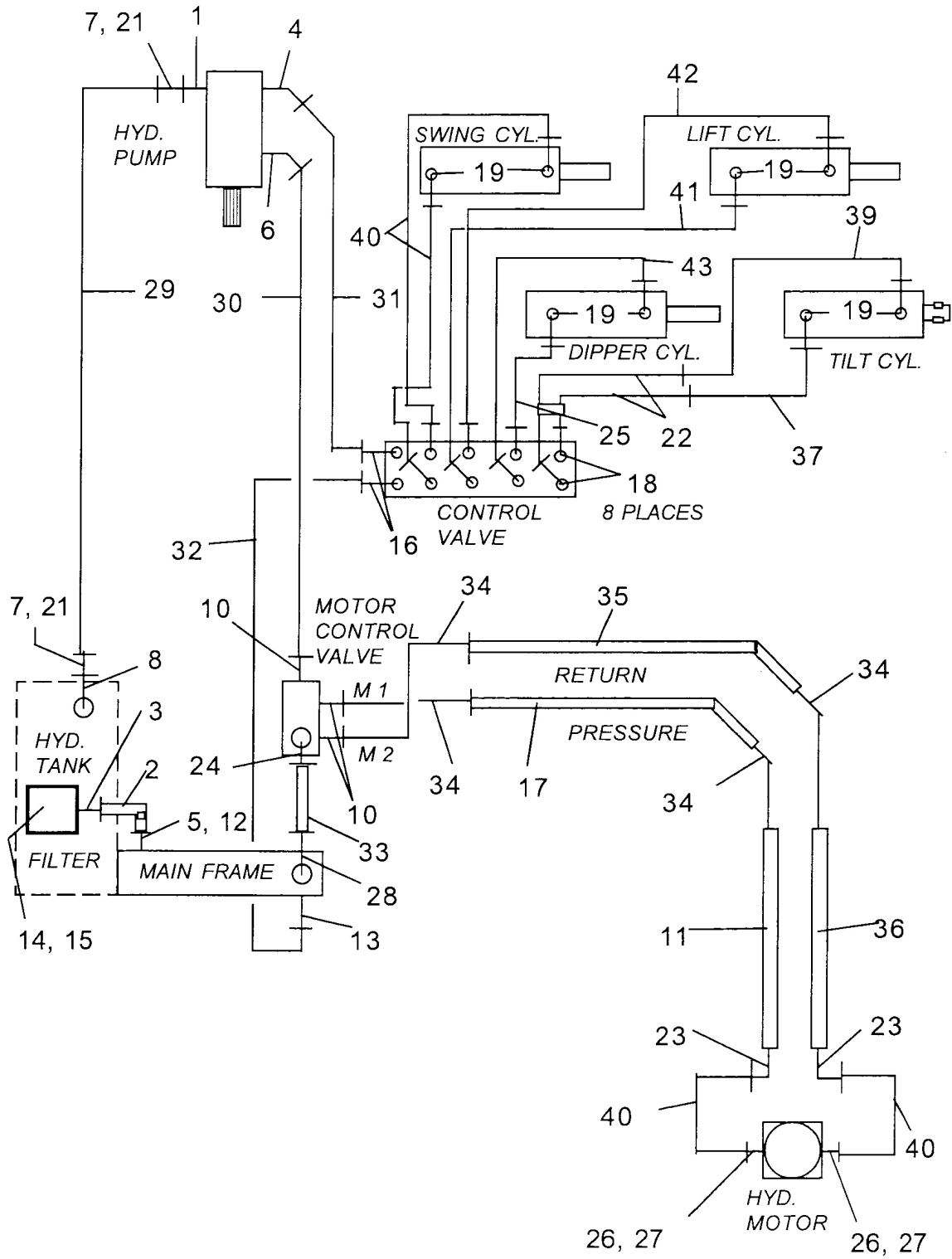


HYD SCHEMATIC (17 FT) (PART 2)

Continued...

ITEM	PART NO.	QTY.	DESCRIPTION
	02961057	2	HOSE, MOTOR TO BULKHEAD (ROTARY HEAD)
	02961074	2	HOSE, MOTOR TO BULKHEAD (FLAIL HEAD)
	02961058	1	HOSE, MOTOR TO BULKHEAD (FLAIL AXE HEAD)
	02961059	1	HOSE, MOTOR TO BULKHEAD (FLAIL AXE HEAD)
41	02839000	2	HOSE, CONTROL VALVE TO SWING CYLINDER
42	02905000	1	HOSE, CONTROL VALVE TO LIFT CYLINDER
43	02960411	2	ELBOW, 45 DEG.

HYD SCHEMATIC (20-23 FT) (PART 1)

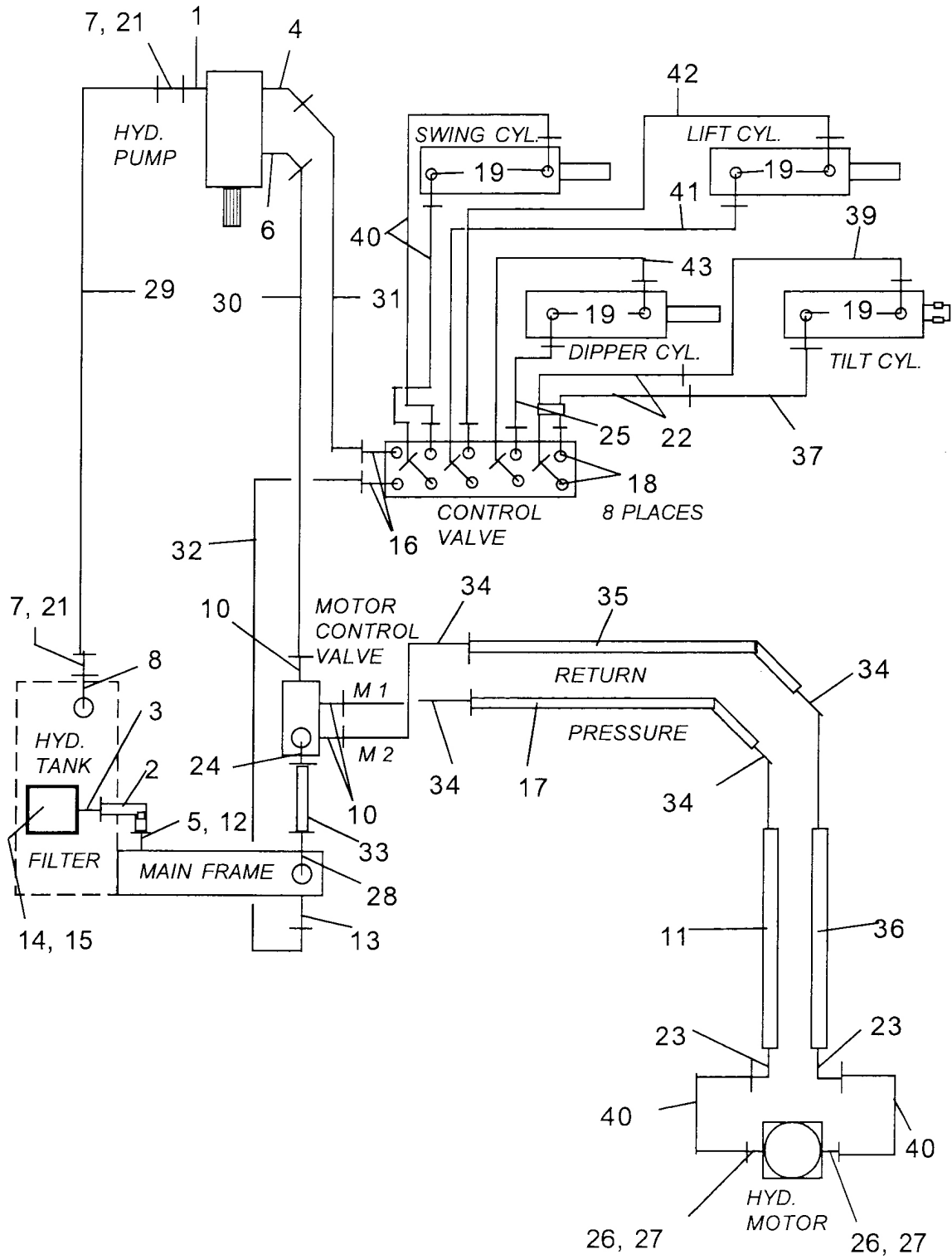


HYD SCHEMATIC (20-23 FT) (PART 1)

Continued...

ITEM	PART NO.	QTY.	DESCRIPTION
1	02827700	1	FLANGE KIT
2	02960953	1	TUBE, FRAME TO RETURN FILTER
3	02960809	1	ADAPTER, STRAIGHT
4	02962214	1	ELBOW, 90 DEG.
5	02962404	1	RETURN TUBE STRAIGHT ADAPTER
6	02961825	1	ADAPTER
7	02411000	2	HOSE BIB
8	02047200	1	ELBOW, 90 DEG.
10	02960807	3	ADAPTER, STRAIGHT
11	02960988	1	TUBE, DIPPER (20 FT. MODEL)
	02960988	1	TUBE, DIPPER (23 FT. MODEL)
12	00751457	1	ELBOW
13	02825900	1	ELBOW, 90 DEG.
14	02961000	1	FILTER ASY.
15	02961001	1	FILTER ELEMENT ONLY
16	63042700	2	ADAPTER, STRAIGHT
17	02960985	1	TUBE, LIFT SECTION (20 FT. MODEL)
	02960983	1	TUBE, LIFT SECTION (23 FT. MODEL)
18	02962249	8	ELBOW, 90 DEG.
19	02960018	8	ELBOW, 90 DEG.
21	02026200	2	HOSE CLAMP
22	02957468	2	HOSE, CONTROL VALVE TO HOSE (20 FT. MODEL)
	02957467	1	HOSE, CONTROL VALVE TO HOSE, (23 FT. MODEL)
23	02960406	2	ELBOW, BULKHEAD
24	02961003	1	ADAPTER, STRAIGHT
25	02905300	1	HOSE, CONTROL VALVE TO DIPPER CYL. (20 FT. MODELS)
	02956911	1	HOSE, CONTROL VALVE TO DIPPER CYL. (23 FT. MODELS)
26	00749101	2	SPLIT FLANGE ADAPTER
27	02962774	2	ADAPTER
28	02889300	1	ELBOW
29	02512800	1	HOSE, RESERVOIR TANK TO PUMP
30	02961094	1	HOSE, PUMP TO CUTTER VALVE
31	02513000	1	HOSE, PUMP TO CONTROL VALVE
32	02906100	1	HOSE, CONTROL VALVE TO FRAME
33	02960986	1	TUBE, CUTTER VALVE RETURN TO FRAME 90?
34	02961054	4	HOSE, TUBE TO TUBE
35	02960984	1	TUBE, LIFT SECTION TOP, (20 FT. MODEL)
	02960982	1	TUBE, LIFT SECTION TOP, (23 FT. MODEL)
36	02960987	1	TUBE, DIPPER REAR (20 FT. MODEL)
	02960991	1	TUBE, DIPPER REAR (23 FT. MODEL)
37	02959067	1	HOSE, HOSE TO TILT CYL. (20 FT. MODEL)

HYD SCHEMATIC (20-23 FT) (PART 2)

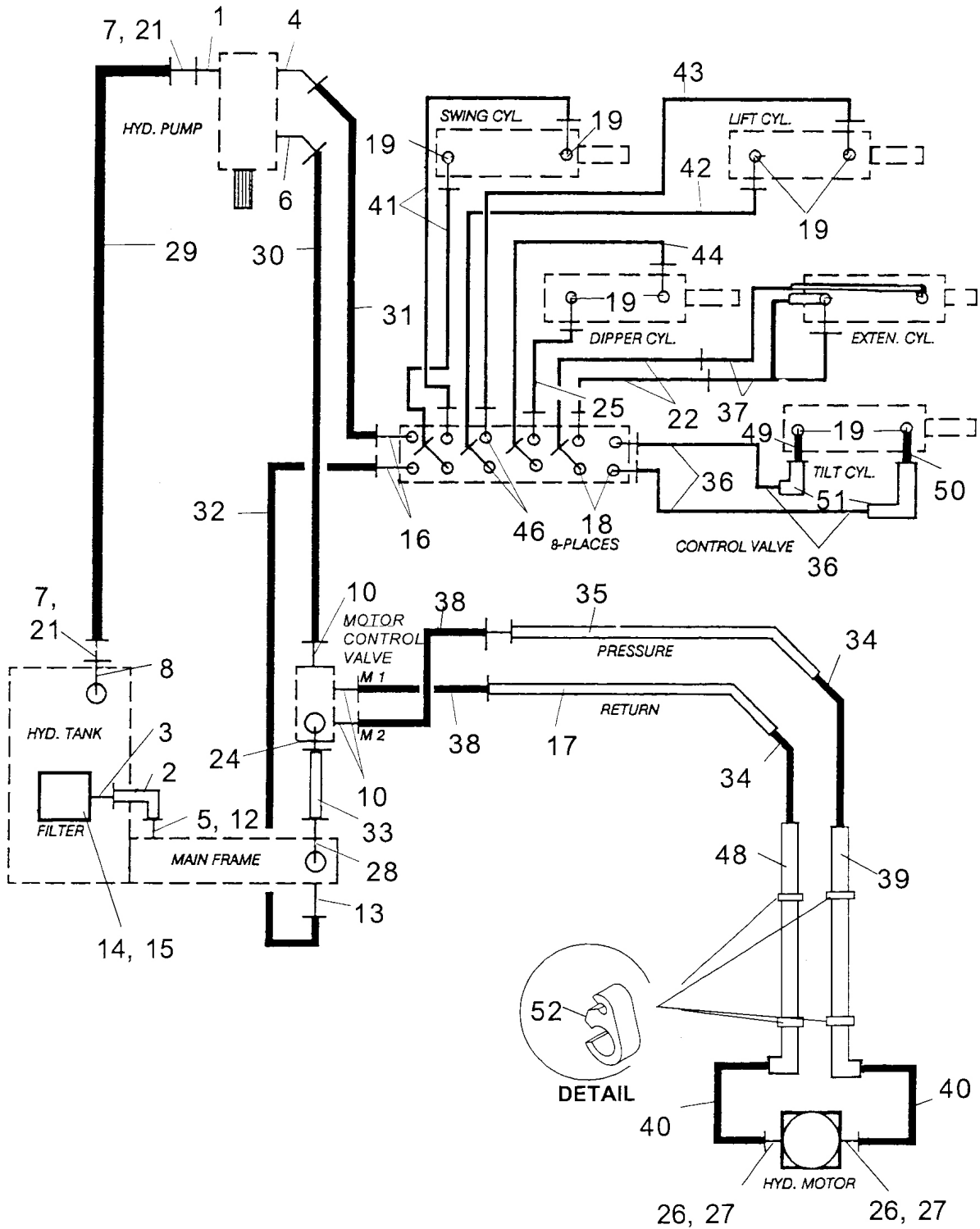


HYD SCHEMATIC (20-23 FT) (PART 2)

Continued...

ITEM	PART NO.	QTY.	DESCRIPTION
	02959178	1	HOSE, HOSE TO TILT CYL. (23 FT. MODEL)
38	02959066	1	HOSE, HOSE TO TILT CYL. (20 FT. MODEL)
	02959177	1	HOSE, HOSE TO TILT CYL. (23 FT. MODEL)
39	02839000	2	HOSE, MOTOR TO BULKHEAD
40	02961057	2	HOSE, CONTROL VALVE TO SWING CYL.
41	02905000	1	HOSE, CONTROL VALVE TO LIFT CYL.
42	02905100	1	HOSE, CONTROL VALVE TO LIFT CYL.
43	02905200	1	HOSE, CONTROL VALVE TO DIPPER CYL. (20 FT. MODEL)
	02905300	1	HOSE, CONTROL VALVE TO DIPPER CYL. (23 FT. MODEL)

HYD SCHEMATIC W-PARTS (28 FT) (PART 1)

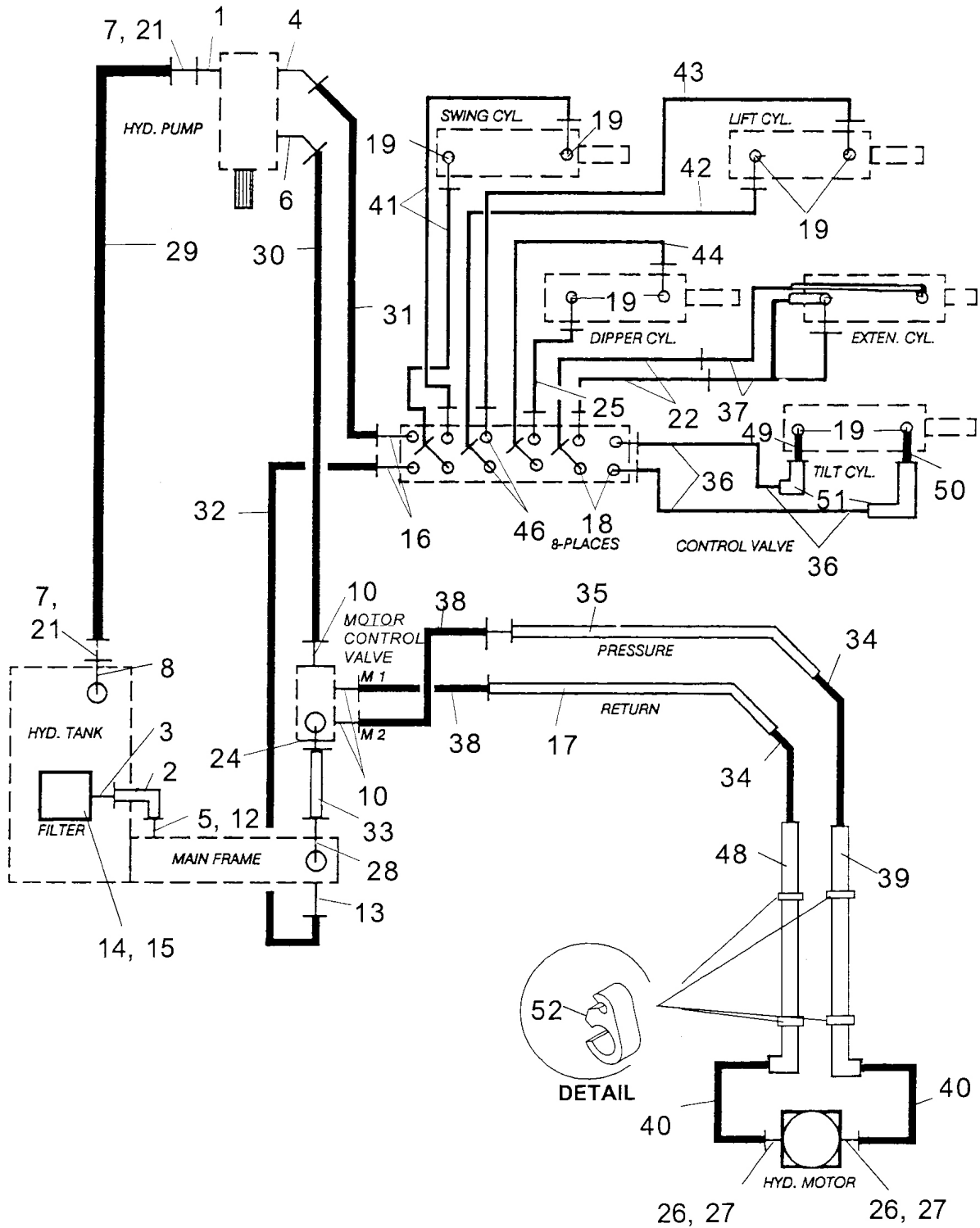


HYD SCHEMATIC W-PARTS (28 FT) (PART 1)

Continued...

ITEM	PART NO.	QTY.	DESCRIPTION
1	02827700	1	FLANGE KIT
2	02960953	1	TUBE, FRAME TO RETURN FILTER
3	02960809	1	ADAPTER, STRAIGHT
4	02962214	1	ELBOW, 90 DEG.
5	02962404	1	RETURN TUBE STRAIGHT ADAPTER
6	02961825	1	ADAPTER
7	02411000	2	HOSE BIB
8	02047200	1	ELBOW, 90 DEG.
10	02957622	3	ADAPTER, STRAIGHT
12	00751475	1	ELBOW
13	02825900	1	ELBOW, 90 DEG.
14	02961000	1	FILTER ASY.
15	02961001	1	FILTER ELEMENT ONLY
16	63042700	2	ADAPTER, STRAIGHT
17	02960983	1	TUBE, LIFT SECTION BOTTOM
18	02962249	10	ELBOW, 90 DEG.
19	02960018	8	ELBOW, 90 DEG.
21	02026200	2	HOSE CLAMP
22	02965360	2	HOSE, CONTROL VALVE TO HOSE
24	02961003	1	ADAPTER, STRAIGHT
25	02962023	1	HOSE, CONTROL VALVE TO DIPPER CYL. - DEAD END
26	00749103	2	SPLIT FLANGE KIT
27	02705100	2	ADAPTER
28	02889300	1	ELBOW
29	02512800	1	HOSE, RESERVOIR TANK TO PUMP
30	02961094	1	HOSE, PUMP TO CUTTER VALVE
31	02513000	1	HOSE, PUMP TO CONTROL VALVE
32	02906100	1	HOSE, CONTROL VALVE TO FRAME
33	02960986	1	TUBE, CUTTER VALVE RETURN TO FRAME 90?
34	02965359	2	HOSE, TUBE TO TUBE 98" LONG
35	02960982	1	TUBE, LIFT SECTION
36	02965363	2	HOSE, 100" LONG
37	02965361	2	HOSE, HOSE TO EXT CYL. 100" LONG
38	02961054	2	HOSE, TUBE TO CUTTER VALVE
39	02966481	1	HYDRAULIC TUBING, BACK
40	02958647	2	HOSE, MOTOR TO BULKHEAD
41	02839000	2	HOSE, CONTROL VALVE TO SWING CYL.
42	02905000	1	HOSE, CONTROL VALVE TO LIFT CYL.
43	02905100	1	HOSE, CONTROL
44	02215700	1	HOSE, CONTROL VALVE TO DIPPER CYL, ROD END
46	02962249	2	ELBOW, 90 DEG.

HYD SCHEMATIC W-PARTS (28 FT) (PART 2)

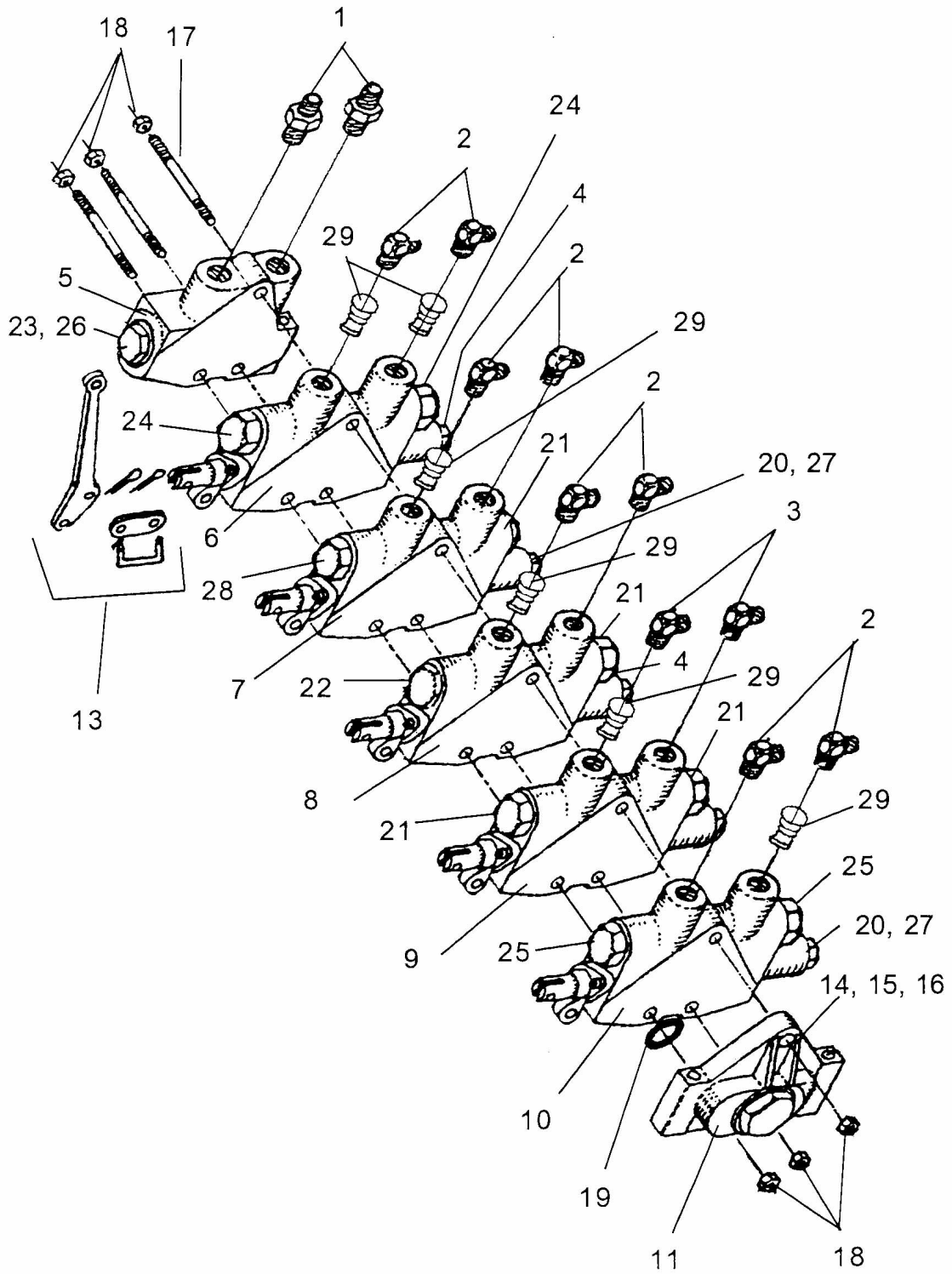


HYD SCHEMATIC W-PARTS (28 FT) (PART 2)

Continued...

ITEM	PART NO.	QTY.	DESCRIPTION
48	02966680	1	HYDRAULIC TUBING, FRONT
49	02955364	1	HOSE, TUBING TO TILT CYL, DEAD END
50	02965365	1	HOSE, TUBING TO TILT CYL, ROD END
51	02966482	2	TUBE, TUBING TO TILT CYL.
52	02966483	4	CLAMP

HYD VALVE BANK (28 FT) - PN 02957610

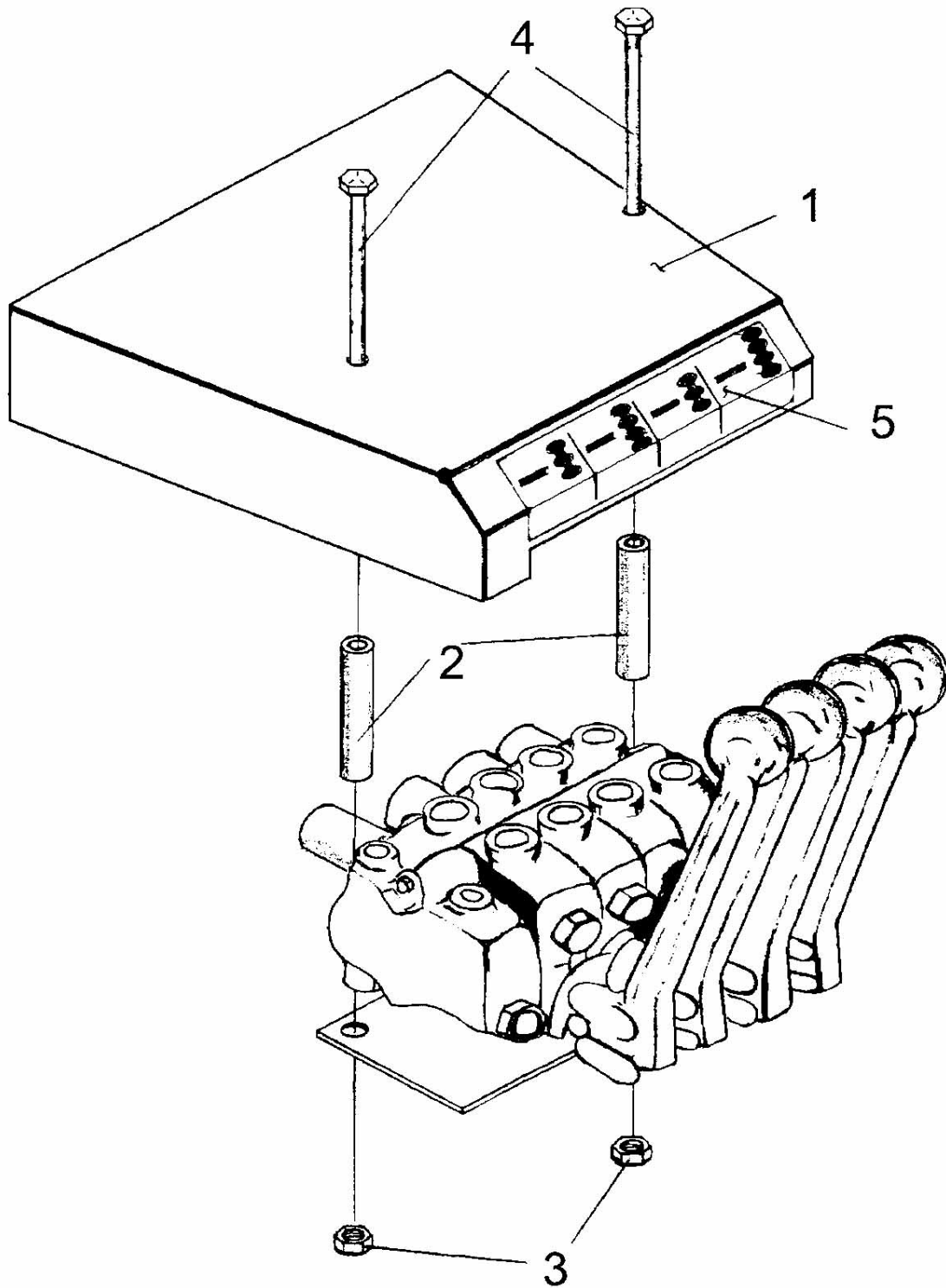


HYD VALVE BANK (28 FT) - PN 02957610

Continued...

ITEM	PART NO.	QTY.	DESCRIPTION
	02957610	-	VALVE BANK ASY. 5 SPOOL W/ FITTINGS
1	63042700	2	ADAPTER
2	02962249	8	ELBOW
3	001654	2	ELBOW
4	02750100	3	DETENT KIT, STANDARD
5	02962303	1	VALVE SECTION, INLET COVER
6	02962300	1	VALVE SECTION, SWING
7	02962028	1	VALVE SECTION, LIFT
8	02962301	1	VALVE SECTION, DIPPER
9	02962301	1	VALVE SECTION, EXTENSION
10	02962302	1	VALVE SECTION, TILT
11	02046700	1	VALVE SECTION, OUTLET COVER
13	02049600	-	HANDLE LINKAGE BRACKET REPAIR KIT
14	00021800	3	NUT
15	00011700	3	LOCKWASHER
16	02044900	3	BOLT
17	02612200	3	TIE ROD
18	02031800	6	NUT
19	00545500	-	O-RING KIT (SEE NOTE BELOW)
20	02958734	2	DETENT KIT, FLOAT (W/ ITEM 27)
21	02728200	-	RELIEF CARTRIDGE (875 PSI)
22	02962778	-	RELIEF CARTRIDGE (2500 PSI)
23	02785300	-	MAIN RELIEF SEAL KIT
24	-----	-	RELIEF CARTRIDGE (1750 PSI) (NOT AVAILABLE)
25	02957172	-	LOAD CHECK PLUG ASY. (2000 PSI)
26	02957191	-	MAIN RELIEF (2000 PSI)
	02286600	-	MAIN RELIEF SPRING (2500 PSI)
27	02962596	-	DETENT CAP ONLY
28	02957194	-	RELIEF CARTRIDGE (2000 PSI)
	02962403	-	RESTRICTOR ASY (NOT SHOWN)
	02965115	-	SEAL KIT, F/ RELIEF CARTRIDGES
29	02962403	5	ONE WAY RESTRICTOR
30	02979124	1	VAVLE ASY, 5 SECTION W/O FITTINGS

HYD VALVE BANK COVER

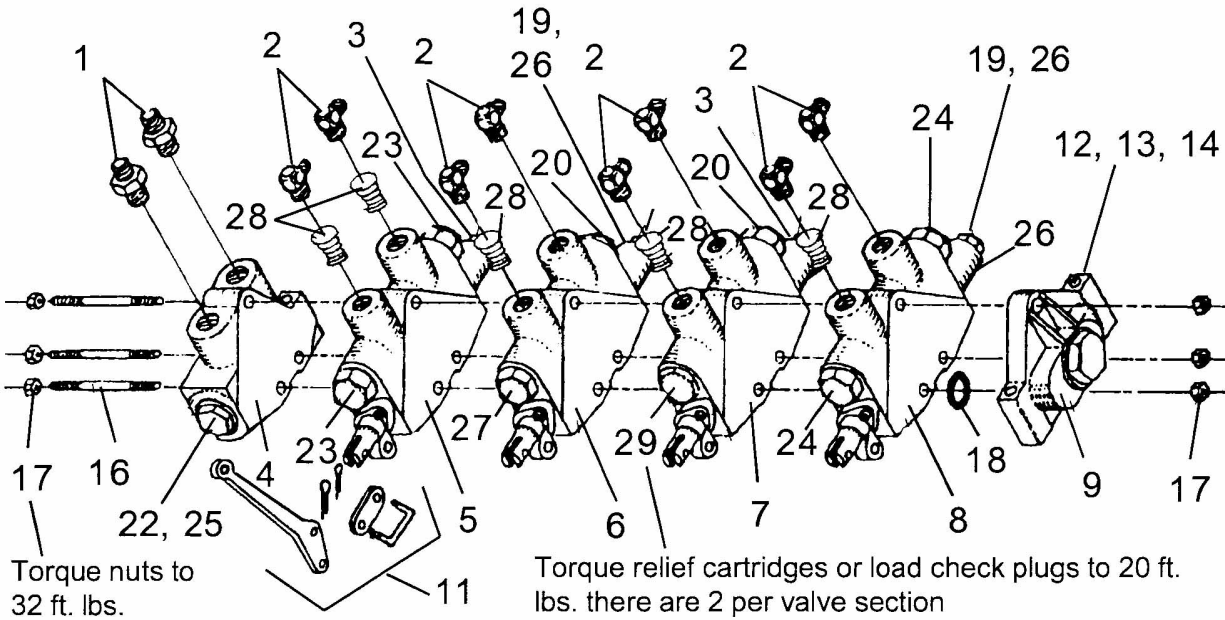


HYD VALVE BANK COVER

Continued...

ITEM	PART NO.	QTY.	DESCRIPTION
1	02964681	1	VALVE BANK COVER, F/ 4 HANDLE VALVE
	02964682	1	VALVE BANK COVER, F/ 5 HANDLE VALVE
2	02964685	2	TUBE SPACER, F/ VALVE COVER
3	00750940	2	LOCKNUT
4	02964686	2	BOLT
5	02964683	1	DECAL, VALVE OPERATION OF 4 HANDLE VALVE
	02964684	1	DECAL, VALVE OPERATION OF 5 HANDLE VALVE

HYD VALVE BANK W- FITTINGS - PN 02962298



ITEM	PART NO.	QTY.	DESCRIPTION
1	63042700	2	ADAPTER
2	02962249	8	ADAPTER
3	02750100	2	DETENT KIT (STANDARD)
4	02962303	1	VALVE SECTION, INLET COVER
5	02962300	1	VALVE SECTION, SWING
6	02962028	1	VALVE SECTION, LIFT
7	02962301	1	VALVE SECTION, DIPPER
8	02962302	1	VALVE SECTION, TILT
9	02046700	1	VALVE SECTION, OUTLET COVER
11	02049600	-	HANDLE LINKAGE REPAIR KIT
12	00021800	3	NUT
13	00011700	3	LOCKWASHER
14	02014900	3	BOLT
16	02698200	3	TIE ROD
17	00013901	6	NUT
18	00545500	4	O-RING KIT
19	02958734	2	DETENT KIT, FLOAT, (INCLUDES ITEM 26)
20	02728200	-	RELIEF CARTRIDGE, (SET AT 875 PSI)
22	02785300	-	MAIN RELIEF VALVE SEAL KIT
23	02956999	-	RELIEF CARTRIDGE, (SET AT 1500 PSI)
24	02957172	-	LOAD CHECK PLUG ASY, (SET AT 2000 PSI)
25	02957191	-	MAIN RELIEF, (SET AT 2500 PSI)

HYD VALVE BANK W- FITTINGS - PN 02962298

Continued...

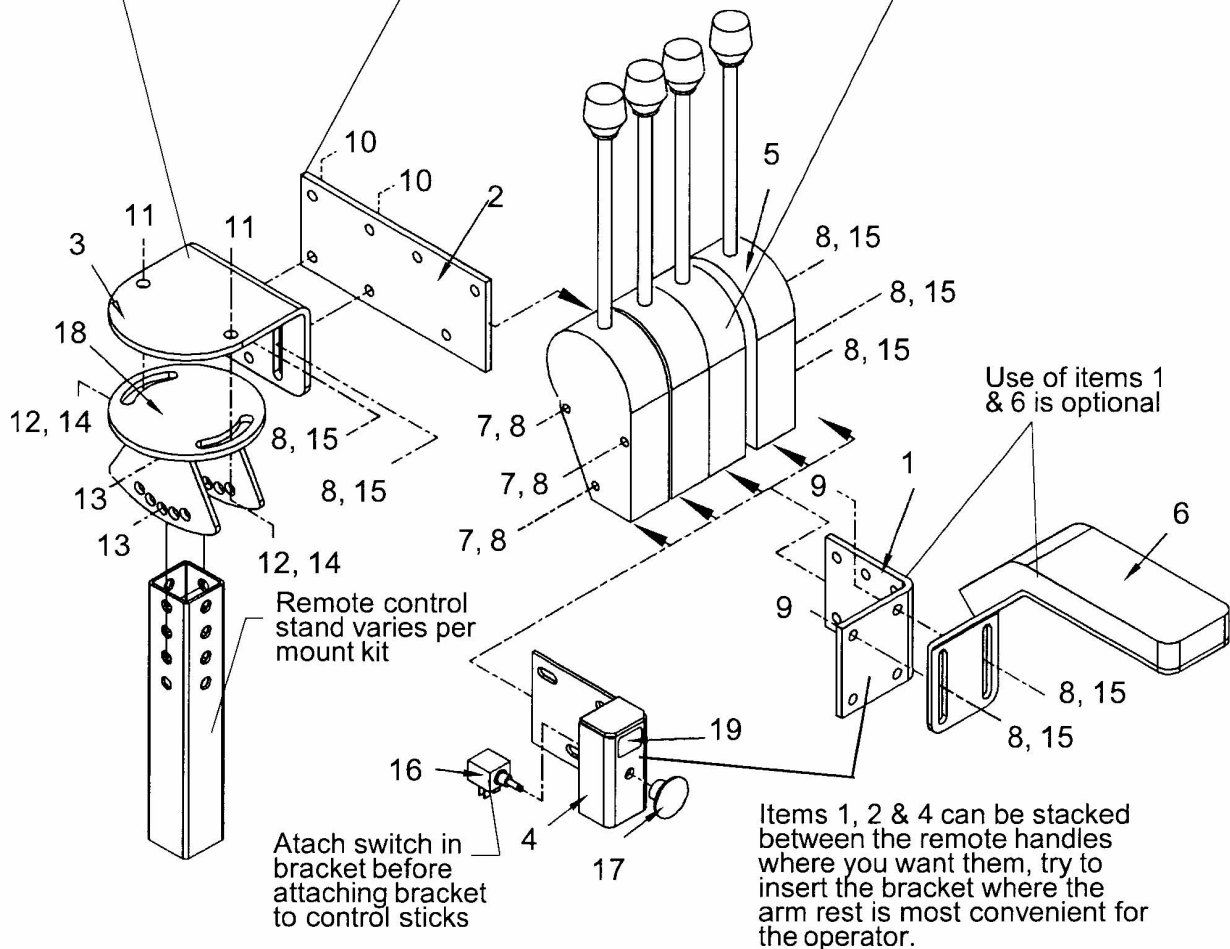
ITEM	PART NO.	QTY.	DESCRIPTION
26	02962596	-	DETENT CAP ONLY
27	02957194	-	RELIEF CARTRIDGE, (SET AT 2000 PSI)
	02962403	-	RESTRICTOR ASY (NOT SHOWN)
	02965115	-	SEAL KIT FOR RELIEF CARTRIDGES
28	02962403	5	ONE WAY RESTRICTOR
29	02962778	-	RELIEF CARTRIDGE, (SET AT 2500 PSI)

HYD VALVE REMOTE CONTROL CABLES & MOUNT

Item 3 may be mounted upside down for added height. Also may be mounted 180° from shown

Use item 2 is optional; controls may be mounted to side of item 3

For item 5 in the shown orientation, pulling the handles translates to a push on the cables



Use of items 1 & 6 is optional

Remote control stand varies per mount kit

Attach switch in bracket before attaching bracket to control sticks

Items 1, 2 & 4 can be stacked between the remote handles where you want them, try to insert the bracket where the arm rest is most convenient for the operator.

VALVE CONNECTION KITS

02971274 Valve Connect Kit for Boom Units

Follow instructions contained in the kit's package each kit contains hardware for one cable connection

CONTROL CABLES

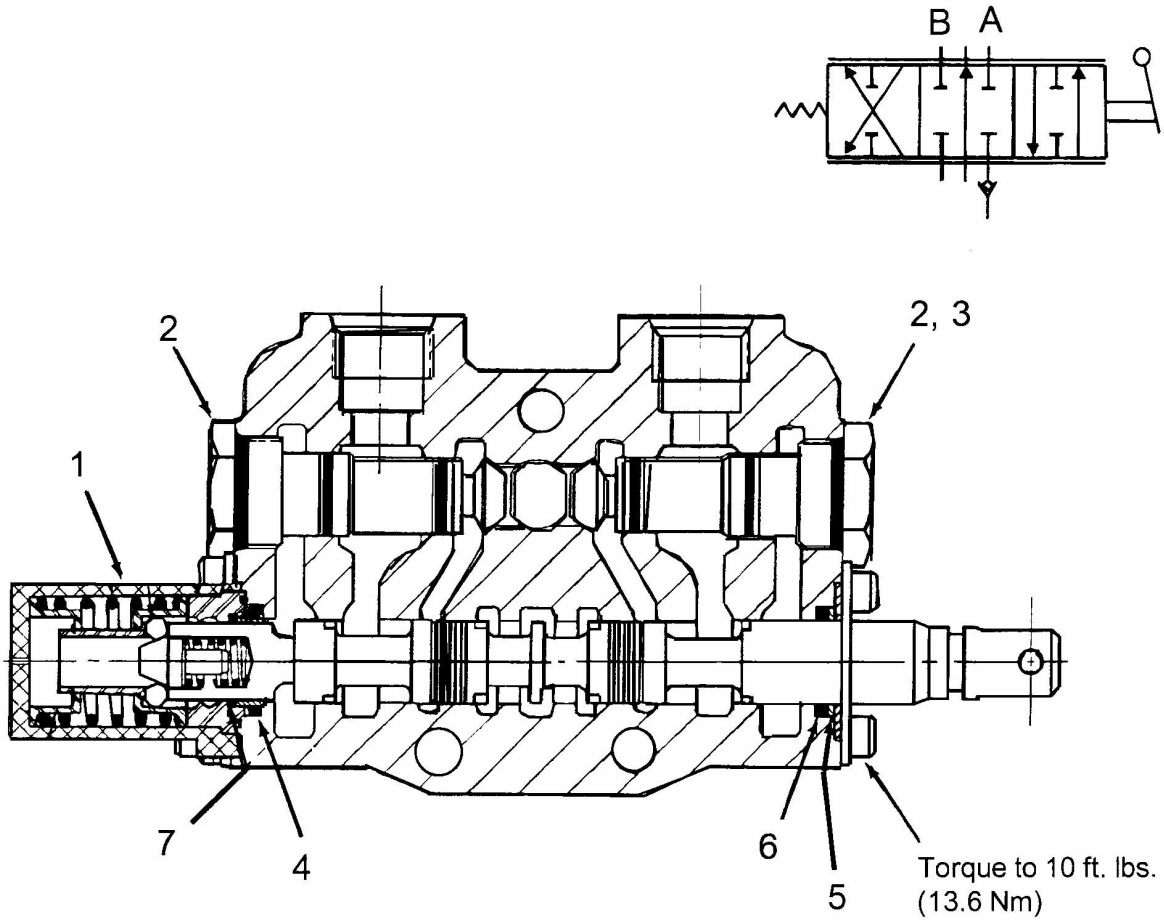
02971197 48" Lg Cable - RVC to Valve Kit
 02971198 60" Lg Cable - RVC to Valve Kit
 02969130 72" Lg Cable - RVC to Valve Kit
 02971199 102" Lg Cable - RVC to Valve Kit

HYD VALVE REMOTE CONTROL CABLES & MOUNT

Continued...

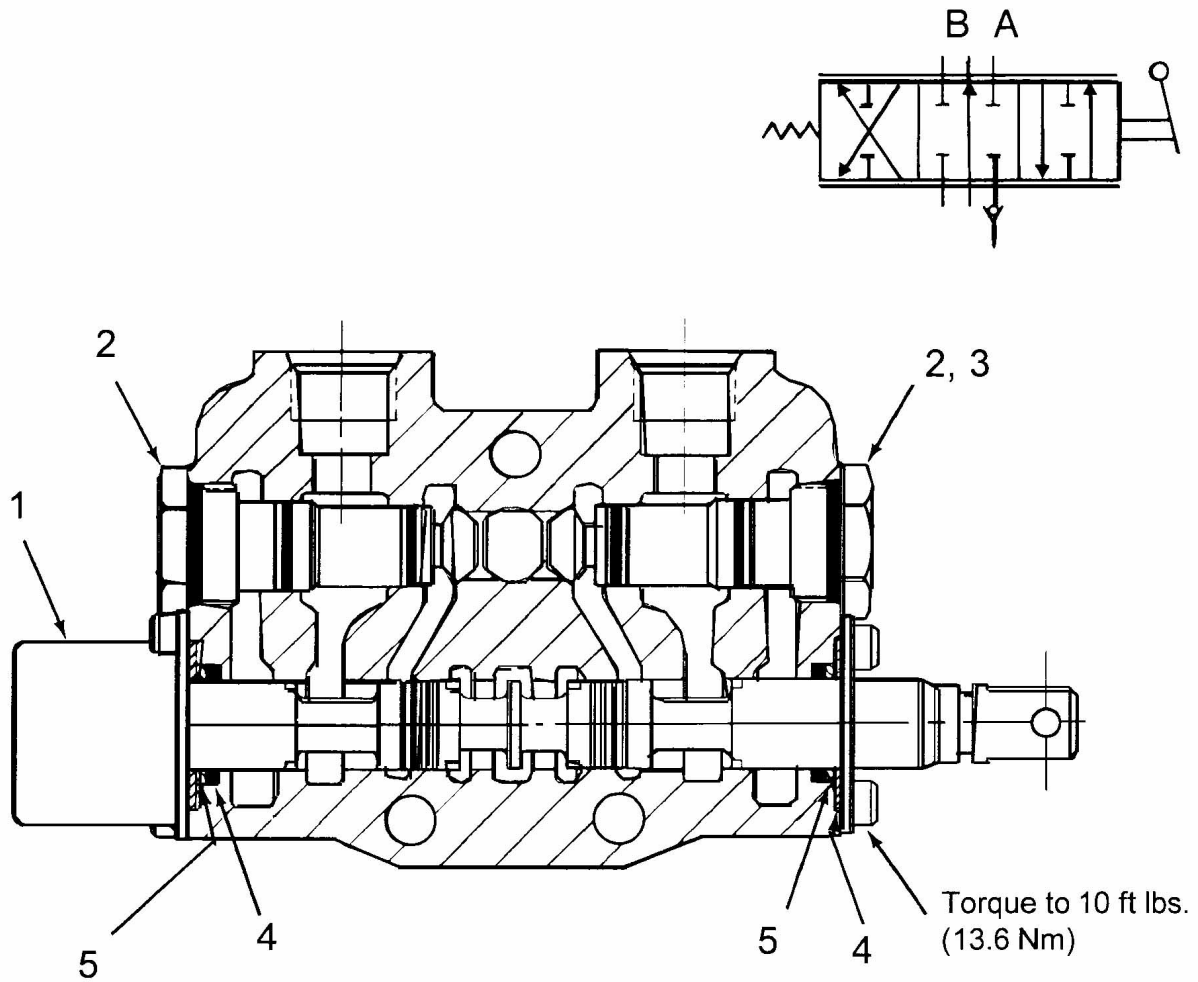
ITEM	PART NO.	QTY.	DESCRIPTION
1	02971188	1	BRACKET, ARM REST MOUNT
2	02971189	1	PLATE, CONTROL STICK EXTENSION
3	02971190	1	BRACKET, PIVOT MOUNT
4	02971191	1	SWITCH MOUNT WLD`MT
5	02971243	-	CONTROL, ASY, SINGLE AXIS
6	02971260	1	ARM REST ASY
7	02965619	3	BOLT, USE W/ 4 REMOTE HANDLES
	02971272	3	BOLT, USE W. 5 REMOTE HANDLE
8	00023500	10	FLATWASHER
9	00035900	2	BOLT
10	10119000	2	BOLT
11	00011400	2	BOLT
12	00011100	2	FLATWASHER
13	00059900	2	BOLT
14	00015800	4	LOCKNUT
15	00750940	7	LOCKNUT
16	02964028	1	SWITCH, PUSH PULL
17	02964063	1	KNOB, SWITCH
18	02961489	1	PIVOT PLATE WLD`MT
19	02962748	1	DECAL, ON-OFF SWITCH CUTTER VALVE
20	02958203	1	WIRE HARNESS KIT, SOLENOID

HYD VALVE SEGMENT - FLOAT



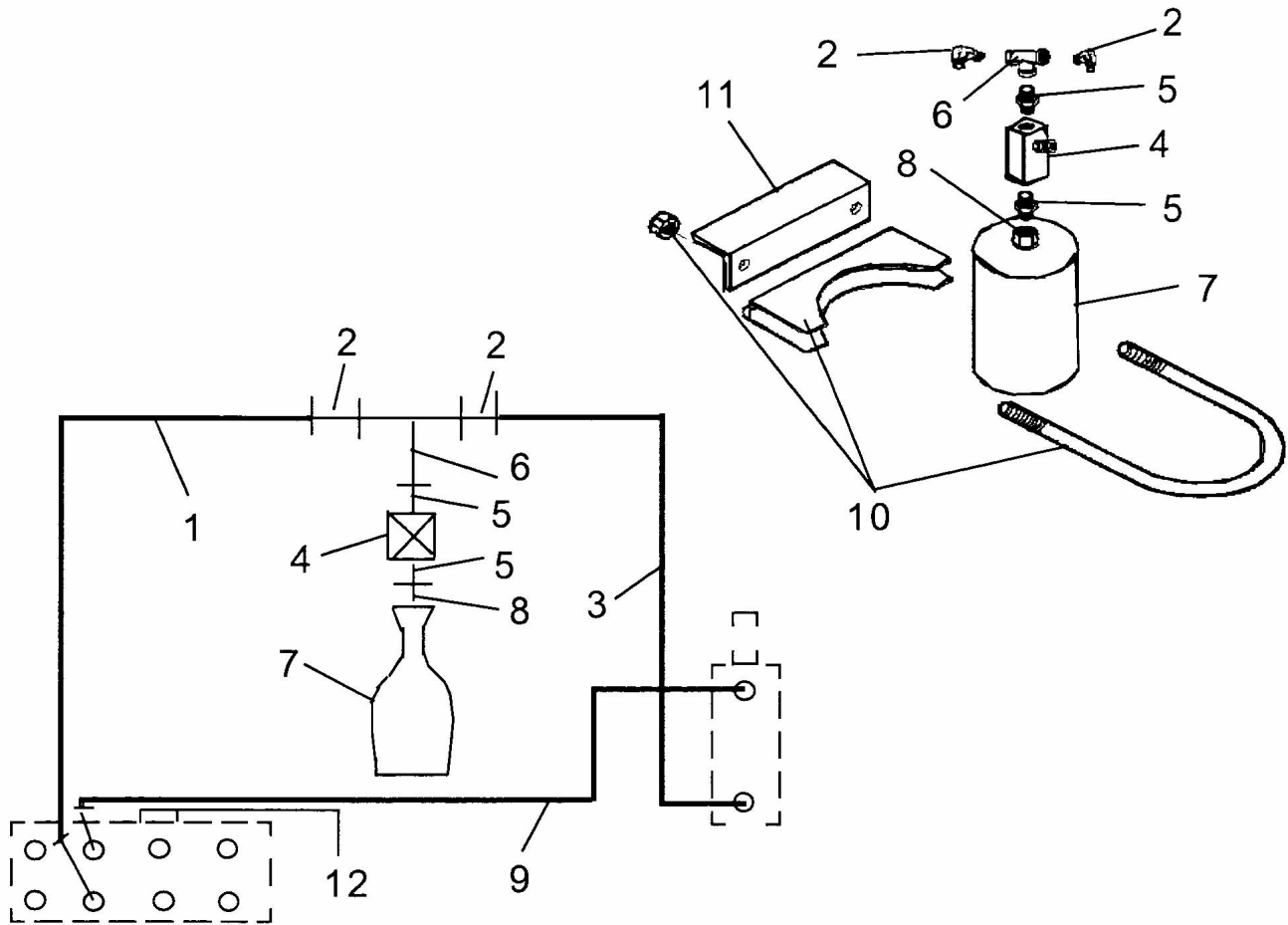
ITEM	PART NO.	QTY.	DESCRIPTION
1	02958734	1	POSITIONER, FLOAT
2	-----	2	SEE VALVE BANK FOR PART NO.
3	02965115	-	SEAL KIT, F/ RELIEF CARTRIDGE
4	00545500	-	O-RING KIT
5	02962529	-	WASHER & O-RING
6	-----	-	O-RING, (IN ITEM 4)
7	-----	-	O-RING, (IN ITEM 4)

HYD VALVE SEGMENT - NON-FLOAT



ITEM	PART NO.	QTY.	DESCRIPTION
1	02750100	1	POSITIONER, NON -FLOAT
2	-----	2	SEE VALVE BANK F/ PART NO.
3	02965115	-	SEAL KIT F/ RELIEF CARTRIDGE
4	00545500	-	O-RING KIT
5	02962529	-	WASHER & O-RINGS

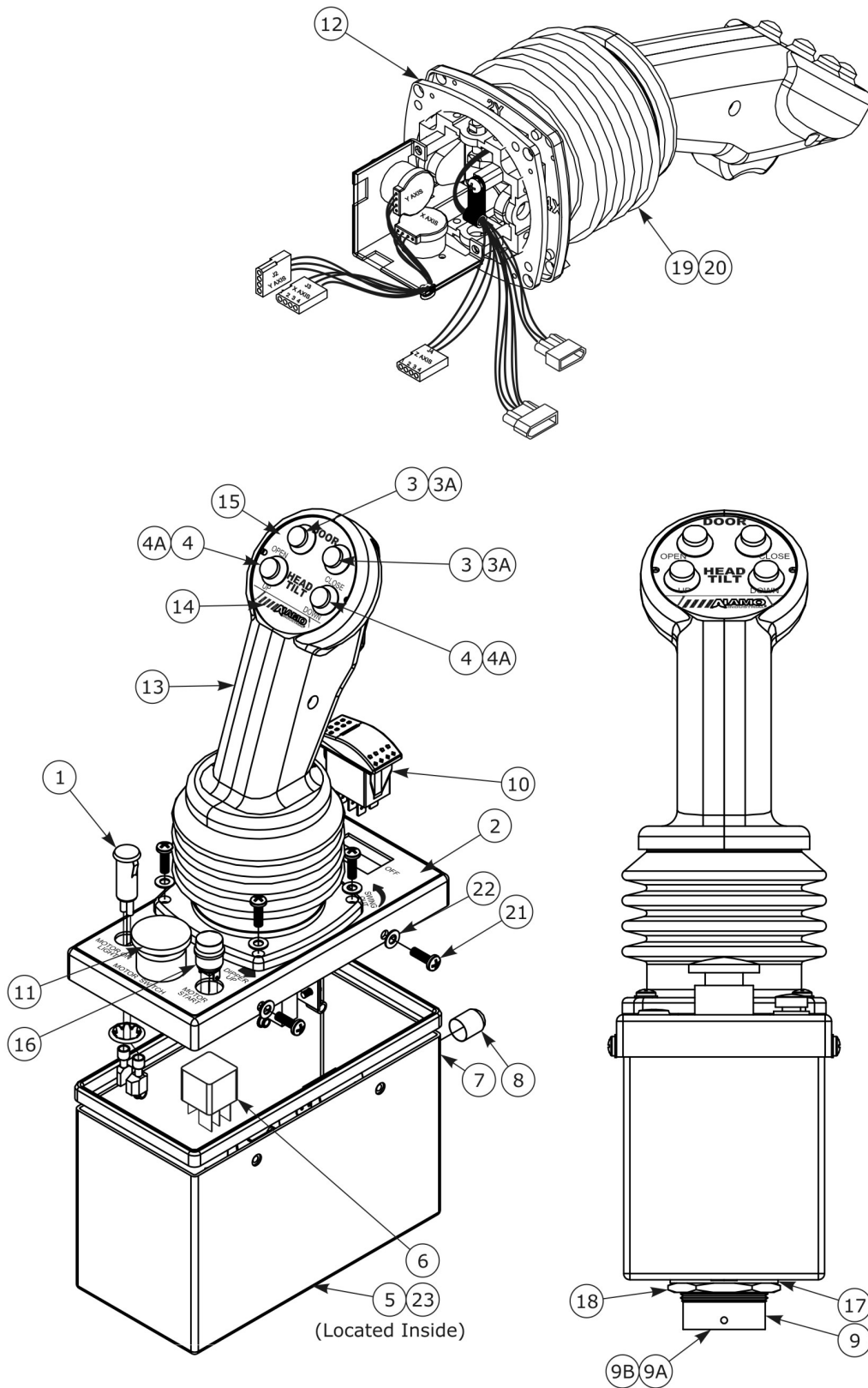
HYDRO FLOAT OPTION



ITEM	PART NO.	QTY.	DESCRIPTION
1	02823600	1	HOSE, 28" LG
2	02045200	2	ADAPTER, ELBOW
3	02905000	-	HOSE, 80" LG
4	02959853	1	VALVE, NEEDLE VALVE
5	02959884	2	ADAPTER, STRAIGH
6	02959883	1	ADAPTER, TEE
7	02966906	1	ACCUMULATOR, 60 CU. IN.
8	00717800	1	REDUCER
9	02905100	-	HOSE, 114" LG
10	02960450	1	CLAMP
11	02966903	1	ANGLE
12	02963642	1	PLATE, VALVE OPERATION

THIS PAGE INTENTIONAL LEFT BLANK

JOYSTICK CONSOLE ASY

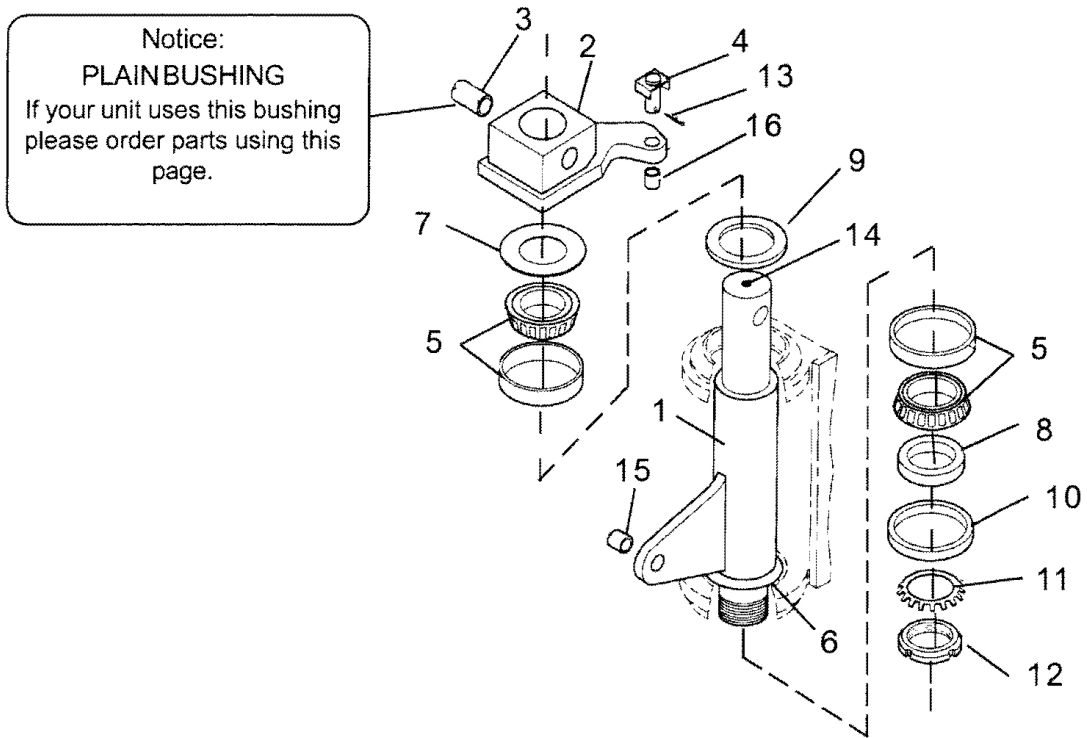


JOYSTICK CONSOLE ASY

Continued...

ITEM	PART NO.	QTY.	DESCRIPTION
	02987829	1	JOYSTICK ASSEMBLY W/ COMPONENTS
1	02981020	1	LED RED 12VDC
2	02981021	1	DECAL JOYSTICK OPERATION CNSLE
3	02981022	2	SWITCH MOMNTRY PUSHBUTTON RED
3A	02983472	2	PUSH BOTTOM CAP RED
4	02981023	2	SWITCH MOMNTRY PUSHBUTTON BLK
4A	02983473	2	BOTTON COVER BLACK
5	02981024	1	SOCKET RELAY
6	02981025	1	RELAY SPDT 12VDC 20A
7	02981026	1	CIRCUIT BREAKER 10A PANEL MNT
8	02981027	1	BOOT CIRCUIT BREAKER COVER
9	02977642	1	CONNECTOR RECEPTACLE
9A	02977645	17	PIN, 16-18 AWG
9B	02977646	4	PIN, 12AWG
10	02977043	1	SWITCH ROCKER DPDT W/GREEN LED
11	02981028	1	SWITCH PUSH PULL
12	02981029	1	JOYSTICK ASSEMBLY
13	02981031	1	HANDLE ASSEMBLY
14	02981032	1	DECAL SWITCH OPERATION HANDLE
15	02981033	1	ASSEMBLY PUSHBUTTON FACE PLATE
16	02981030	1	SWITCH MOMENTARY PUSHBUTTON
17	02977644	1	LOCKWASHER - 24 SHELL SIZE
18	02977643	1	NUT, PANEL - 24 SHELL SIZE
19	02983475	1	POTENTIOMETER - SWING
20	02983476	2	POTENTIOMETER - LIFT & DIPPER
21	02983477	8	MACHINE SCREW #10-32 5/8 LG.
22	02983478	8	WASHER #10 NYLON
23	02963584	1	LOCKNUT 8-32 PL
	02987905	1	TRIGGER SWITCH
	02991141	1	HARNES,RESISTOR,DANFOSS VLV

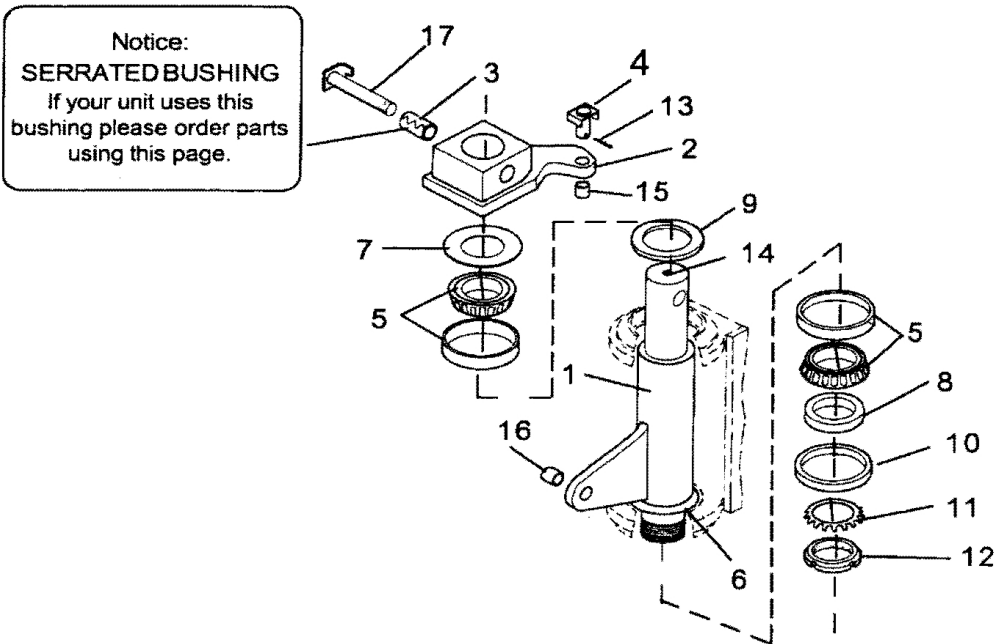
KING POST ATTACHMENT (W-PLAIN BUSHINGS)



ITEM	PART NO.	QTY.	DESCRIPTION
1	02965545	1	KING PIN W/ BUSHING
2	02965555	1	TURNING ARM WLDMNT, FRONT TURNING BOOM W/ BUSHING
	02965556	1	TURNING ARM WLDMNT, REAR TURNING BOOM W/ BUSHING
3	02965536	1	BUSHING, STEEL
4	02966767	1	TURNING ARM PIN, USE W/ TEFLON BUSHING
5	02957008	2	BEARING ASY. CUP & CONE
6	02956882	1	RING, BOTTOM BEARING SEAL
7	02956941	1	RING, TOP BEARING SEAL
8	02956818	1	BEARING SUPPORT COLLAR
9	02956836	1	SEAL
10	02956837	1	SEAL
11	02956838	1	LOCKWASHER
12	02956839	1	NUT
13	00606000	1	PIN
14	00752176	1	GREASE FITTING
15	02959225	1	BUSHING
16	02965548	1	BEARING, TEFLON IMPREGNATED

THIS PAGE INTENTIONAL LEFT BLANK

KING POST ATTACHMENT (W-SERRATED BUSHINGS)



ITEM	PART NO.	QTY.	DESCRIPTION
1	02956821	1	KING PIN W/ BUSHINGS
2	02967171	1	TURNING ARM WLDMNT, REAR W/TEFLON BUSHINGS
	02967397	1	TURNING ARM WLDMNT, FRONT W/TEFLON BUSHINGS
	02956830	-	TURNING ARM WLDMNT, REAR W/STEEL BUSHINGS
	02956831	-	TURNING ARM WLDMNT, FRONT W/STEEL BUSHINGS
3	02958345	1	BUSHING, STEEL SERRATED
4	02966767	1	TURNING ARM PIN, CHROME (USE W. TEFLON BUSHINGS
	02960458	-	TURNING ARM PIN, GREASABLE (USE W/ STEEL BUSHINGS
5	02957008	2	BEARING ASY, CUP & CONE
6	02956882	1	RING, BOTTOM BRG. SEAL
7	02956941	1	RING, TOP BRG. SEAL
8	02956818	1	BEARING SUPPORT COLLAR
9	02956836	1	SEAL
10	02956837	1	SEAL
11	02956838	1	LOCKWASHER
12	02956839	1	NUT
13	00606000	1	COTTER PIN
14	00752176	1	GREASE FITTING
15	02965548	1	BUSHING, TEFLON, 1-1/4" OD
	02957501	-	BUSHING, STEEL SERRATED, 1-3/8" OD
16	02959225	1	BUSHING

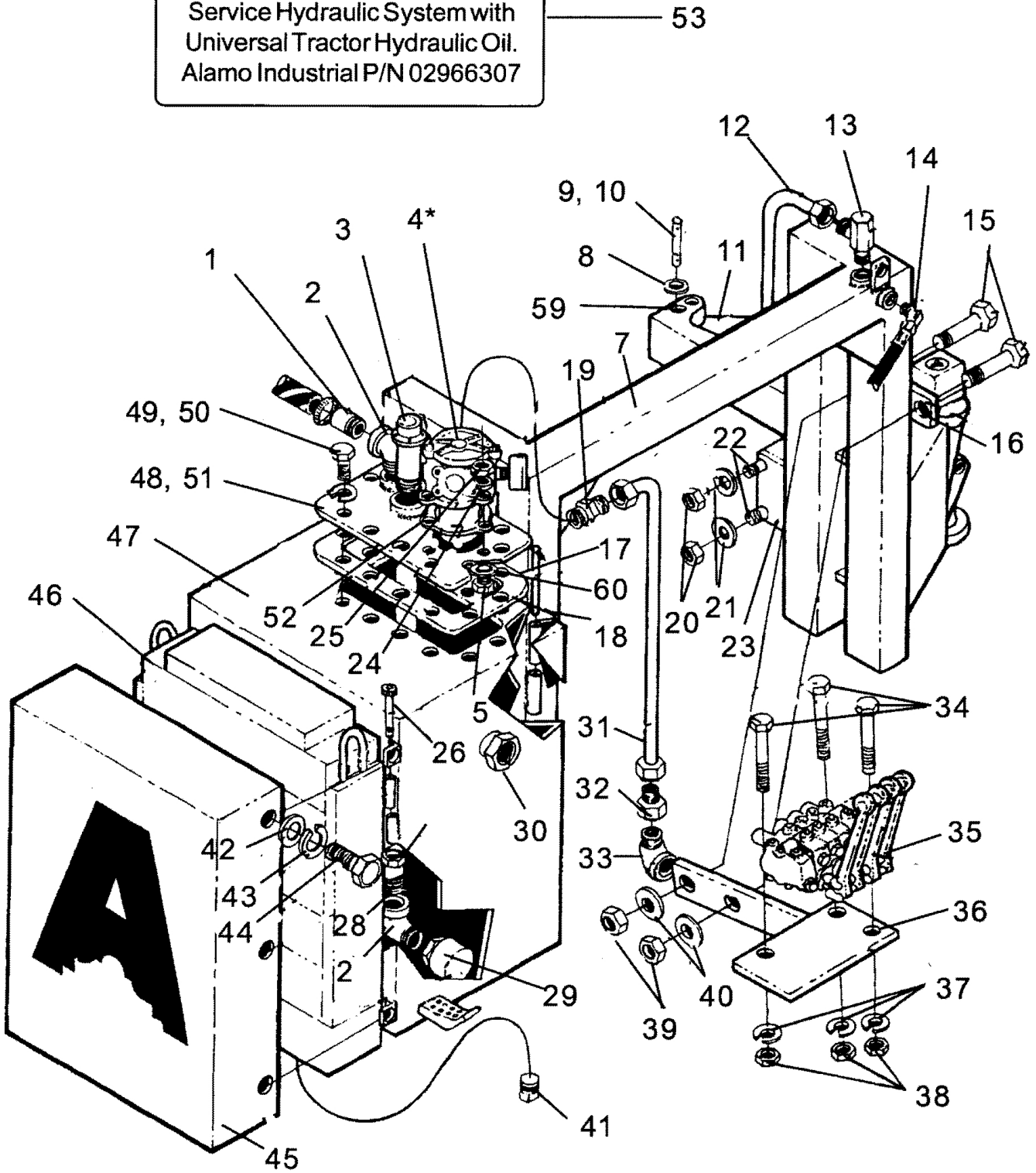
KING POST ATTACHMENT (W-SERRATED BUSHINGS)

Continued...

ITEM	PART NO.	QTY.	DESCRIPTION
17	02965538	1	MAIN PIN WLDMNT, USE W/TEFLON BUSHINGS
	02967491	-	MAIN PIN WLDMNT, USE W/STEEL BUSHINGS

MAIN FRAME ASY (03-06 & DOWN) (PART 1)

ATTENTION !
Service Hydraulic System with
Universal Tractor Hydraulic Oil.
Alamo Industrial P/N 02966307



MAIN FRAME ASY (03-06 & DOWN) (PART 1)

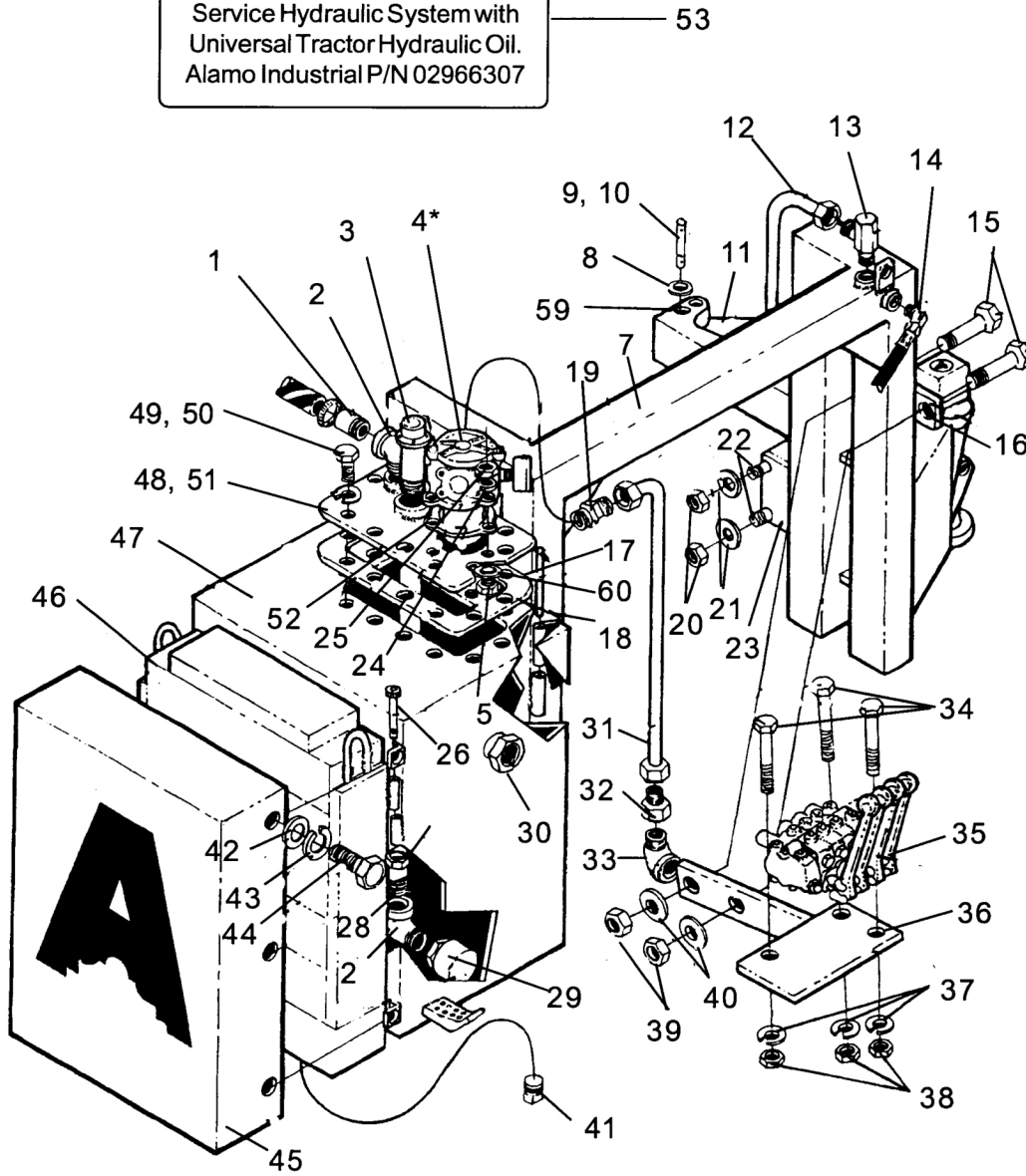
Continued...

ITEM	PART NO.	QTY.	DESCRIPTION
1	02411000	1	HOSE BIB
2	02047200	2	ADP HYD ELBOW
3	02209500	1	FILLER TUBE ASY.
4	02961000	1	FILTER ASY. W/ ELEMENT
	02961001	1	FILTER ELEMENT
5	00007000	4	BOLT
6	02962963	1	FILTER INDICATOR DIAL
7	-----	1	MOUNTING FRAME
8	02822500	2	WASHER
9	02930100	1	CYLINDER PIN
10	00606000	2	COTTER PIN
11	02961778	1	CYLINDER ASY. SWING CYL.
12	02960986	1	RETURN LINE, 2 WD TRACTORS
	02972016	1	RETURN LINE, 4 WD TRACTORS
13	02889300	1	ELBOW
14	02825900	1	ELBOW
15	02014200	2	BOLT
16	02821400	1	MOUNT STRAP
17	02962374	3	PIN
18	00751179	6	COILED PIN
19	02960809	1	ADAPTER
20	00015800	2	LOCKNUT
21	00011100	2	FLATWASHER
22	10204000	2	BOLT
23	02961090	1	CUTTER VALVE ASY.
24	02962864	4	WASHER, SEALING
25	00015800	4	LOCKNUT
26	02962777	2	BOLT, ALLEN HEAD
27	00037200	2	LOCKNUT
28	02910500	1	NIPPLE
29	02047400	1	FILTER, SUCTION
30	02049700	1	SIGHT GAUGE, OIL LEVEL
31	02960953	1	RETURN LINE
32	02962404	1	ADAPTER
33	00751457	1	ELBOW
34	02044900	3	BOLT
35	02962298	1	CONTROL VALVE ASY (W/O HANDLES)
36	02958331	1	MOUNTING PLATE
	02964028	1	PUSH-PULL SWITCH (NOT SHOWN)
37	00011700	3	LOCKWASHER
38	00750940	3	NUT

NOTE: PLEASE CONTACT CUSTOMER SERVICE FOR ITEM 7.

MAIN FRAME ASY (03-06 & DOWN) (PART 2)

ATTENTION !
Service Hydraulic System with
Universal Tractor Hydraulic Oil.
Alamo Industrial P/N 02966307

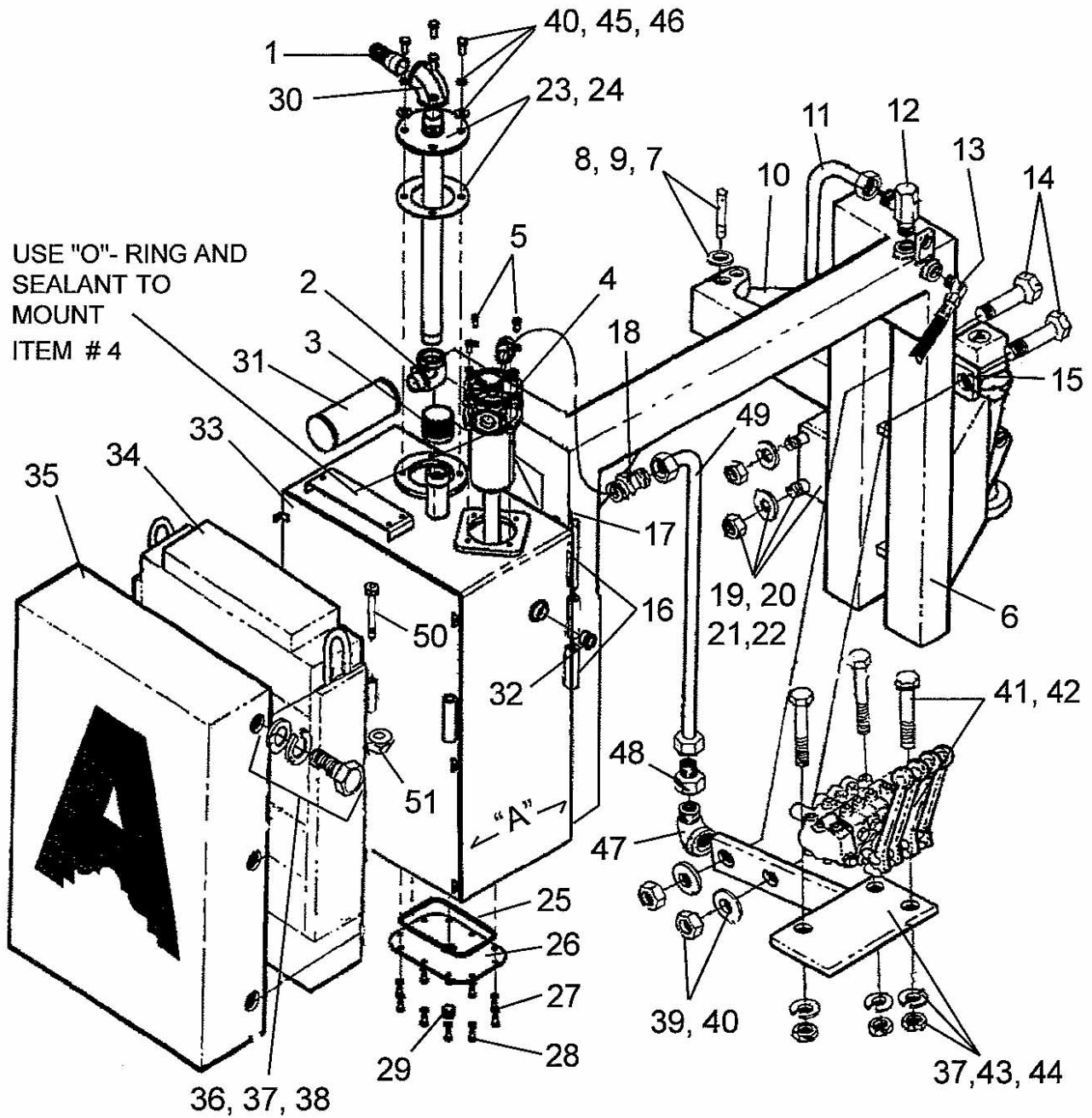


MAIN FRAME ASY (03-06 & DOWN) (PART 2)

Continued...

ITEM	PART NO.	QTY.	DESCRIPTION
39	00001800	2	LOCKNUT
40	00002700	2	FLATWASHER
41	02963659	1	PLUG,1 MAGNETIC
42	00023500	5	FLATWASHER,5/16,TYPE AW,ZP
43	00011700	5	LOCKWASHER 5/16 PL STD
44	00025900	5	BOLT
45	02962387	1	COVER-CWT
46	02962390	1	WLDMT-CWT 20A/B
47	02962389	1	WLDMT-TANK
52	02963662	1	GASKET,FILTER ASY,FIBER
53	02966305	1	DECAL,UNIVERSAL TRACTOR
54	02959746	1	SWING STOP
	02963037	1	STOP, FRONT SWING BOOM
55	02788400	2	HEXB 1/2 NC 2-1/2PL5
56	00001800	2	LOCKNUT TLM 1/2 NC PLB
59	02959890	2	BSH CONX 1-1/4X1X 5/8
60	00011001	4	FLATWASHER
61	02977385	1	CANISTER BRACKET

MAIN FRAME ASY (04-06 & UP) (PART 1)



NOTE: Depending on frame style low or high, 2 or 4 WD will matter as to which tank will be utilized, refer to demension "A" in the Insert Sheet P/N 02982785 to help distinquish which one you may have before ordering.

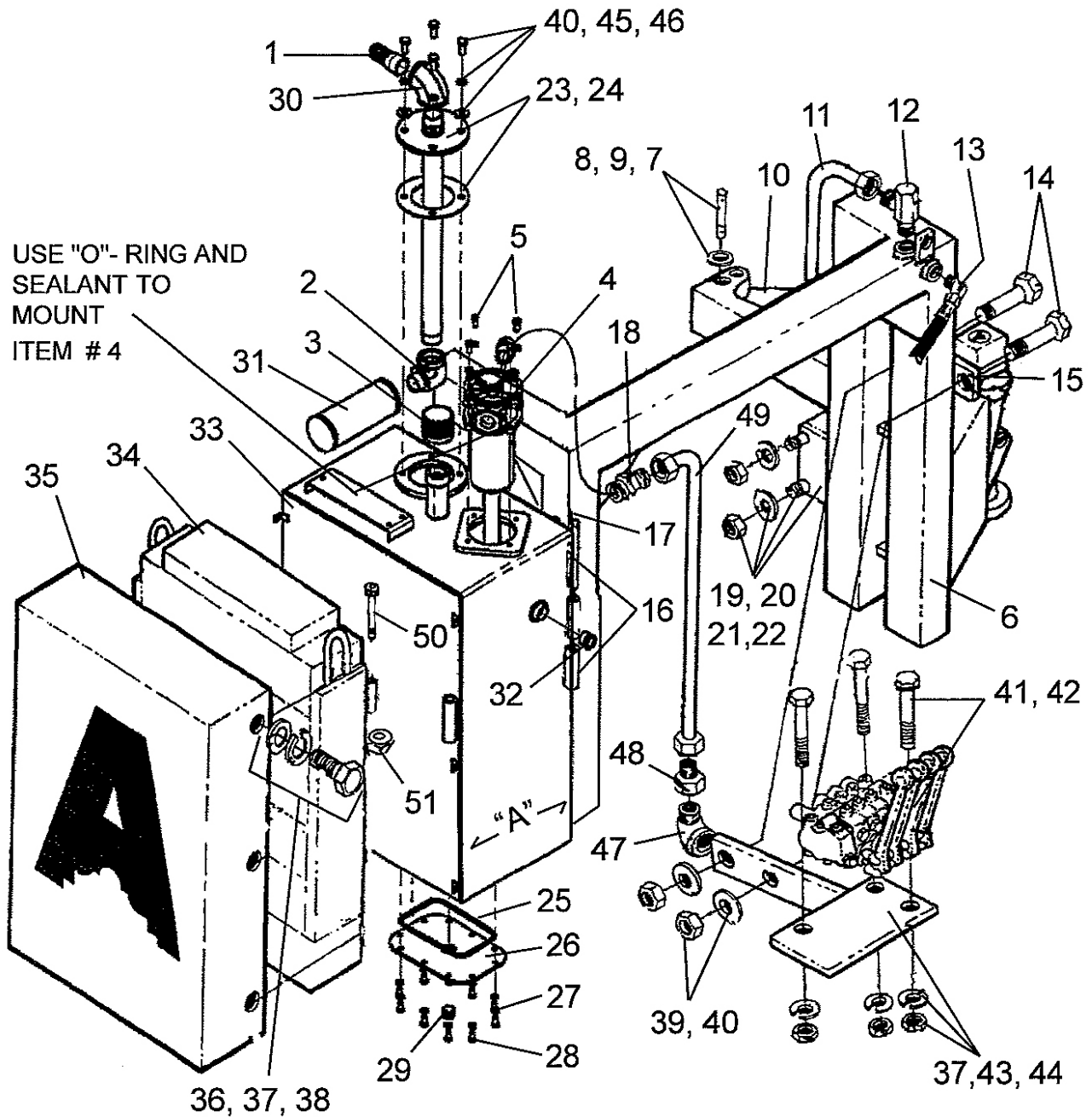
MAIN FRAME ASY (04-06 & UP) (PART 1)

Continued...

ITEM	PART NO.	QTY.	DESCRIPTION
1	02411000	1	HOSE BIB - #24HOSE - #24MP
2	02047200	1	HYD, ELBOW ADAPTER
3	02980215	1	BREATHER CAP, W/ RING
4	02961000	1	FILTER ASY
5	000645	4	BOLT, HEX HEAD - 3/8"- NC X 7/8" PL GR5
6	-----	1	MOUNTING FRAME WLD`MT
7	02822500	2	FLATWASHER, 1"- PL STD
8	02930100	1	PIN
9	00606000	2	COTTER PIN - 3/16" X 2"
10	02961778	1	SWING CYLINDER ASY
11	02960986	1	RETURN LINE, W/ 90 DEG - 2 WD
	02972016	1	RETURN LINE, W/ 90 DEG - 4 WD
12	02889300	1	HYD, ELBOW ADAPTER
13	02825900	1	HYD, ELBOW ADAPTER
14	02014200	1	BOLT, HEX HEAD - 1/2"- NC X 6" PL GR5
15	02821400	1	VALVE MOUNT STRAP
16	02962374	3	PIN, 3/4" X 11-1/8"
17	00751179	6	COILED PIN, 3/16" X 1-1/4"
18	02960809	1	HYD, STGHT ADAPTER
19	00015800	2	LOCKNUT, 3/8"- NC X PLB
20	00011100	2	FLATWASHER, 3/8"- PL STD
21	10204000	2	BOLT, HEX HEAD, 3/8"- NC X 4" PL GR5
22	02961090	1	CUTTER VALVE ASY
23	02208500	1	SUCTION PIPE WLD`MT
24	02963661	1	SUCTION PLATE GASKET
25	02981400	1	O-RING, CLEANOUT SEAL
26	02981413	1	CLEANOUT COVER WLD`MT
27	00012101	14	LOCKWASHER, 3/8"- PL HVY
28	00002000	10	BOLT, HEX HEAD - 3/8"-16" X 3/4" GR5
29	02963659	1	MAGNETIC PLUG, 1"
30	02208400	1	HYD, ELBOW ADAPTER
31	02047400	1	SUCTION LINE - FILTER
32	02049700	1	SIGHT GAUGE, 16MP
33	02982536	1	TANK WLD`MT - DIM "A" - 16-3/8"
	02982542	1	TANK WLD`MT - DIM "A" - 19"
34	02962390	1	COUNTER WEIGHT
35	02962387	1	COUNTER WEIGHT COVER
36	00035900	5	FLATWASHER, 5/16"
37	00011700	5	LOCKWASHER, 5/16"- PL STD
38	00035900	5	BOLT, HEX HD 5/16-NC X 3/4 GR5
39	00001800	2	LOCKNUT, 1/2"- NC PLB

NOTE: PLEASE CONTACT CUSTOMER SERVICE FOR ITEM 6.

MAIN FRAME ASY (04-06 & UP) (PART 2)



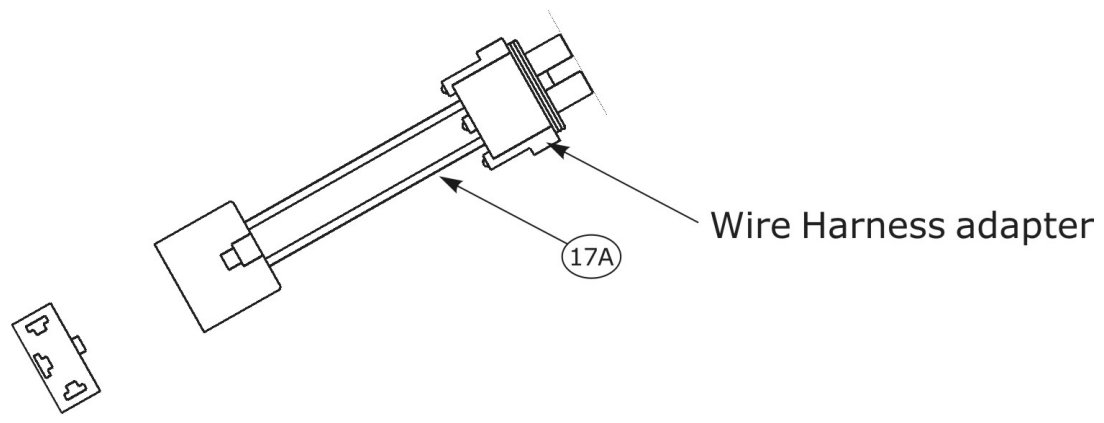
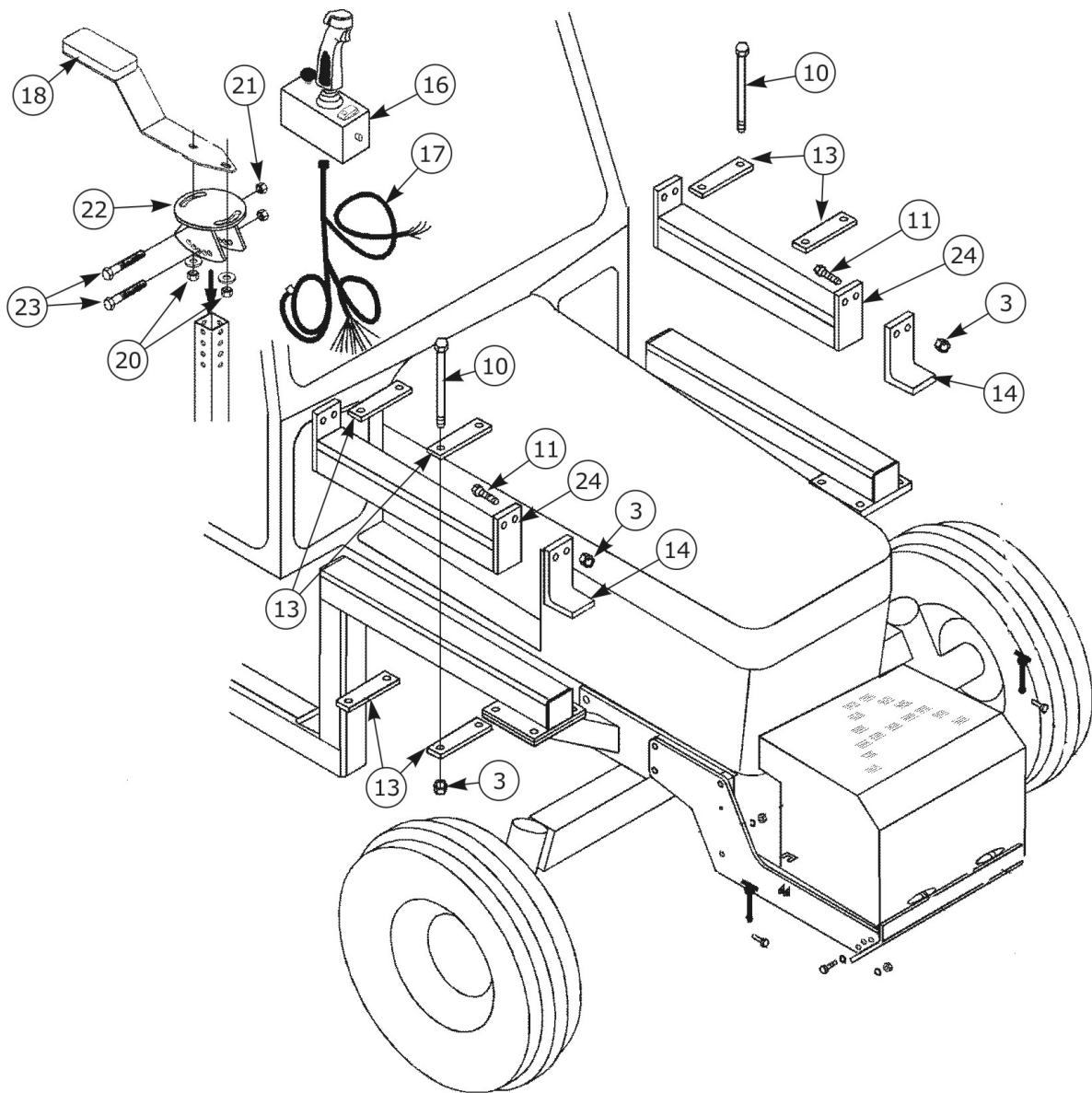
NOTE: Depending on frame style low or high, 2 or 4 WD will matter as to which tank will be utilized, refer to demension "A" in the Insert Sheet P/N 02982785 to help distinguish which one you may have before ordering.

MAIN FRAME ASY (04-06 & UP) (PART 2)

Continued...

ITEM	PART NO.	QTY.	DESCRIPTION
40	00002700	6	FLATWASHER, 1/2"- PL STD
41	02044900	3	BOLT, HEX HEAD - 5/16"- NC X 2-3/4" PL GR5
42	02962298	1	VALVE ASY (W/O HANDLES)
43	02958331	1	VALVE MOUNT WLD`MT
	02964028	1	PUSH PULL SWITCH
44	00750940	3	LOCKNUT, 5/16"- NC PLB
45	00001300	4	LOCKWASHER, 1/2"- PL STD
46	02030700	4	BOLT,HEX HEAD - 1/2"- 13UNC X 1-1/4" PL GR5
47	00751457	1	PIPE ELBOW, 90 DEGREE 20MP-20FP
48	02962404	1	HYD STGHT ADAPTER, 20MP - 20BT
49	02960953	1	RETURN TUBE - TO FILTER
50	02962777	2	BOLT, SOCKET HEAD - 3/4"- NC X 1 1/2" PL GR8
51	00037200	2	LOCKNUT, 3/4"- NC PLC

MOUNTING COMPONENTS - COMMON PARTS BOX (OPTION)

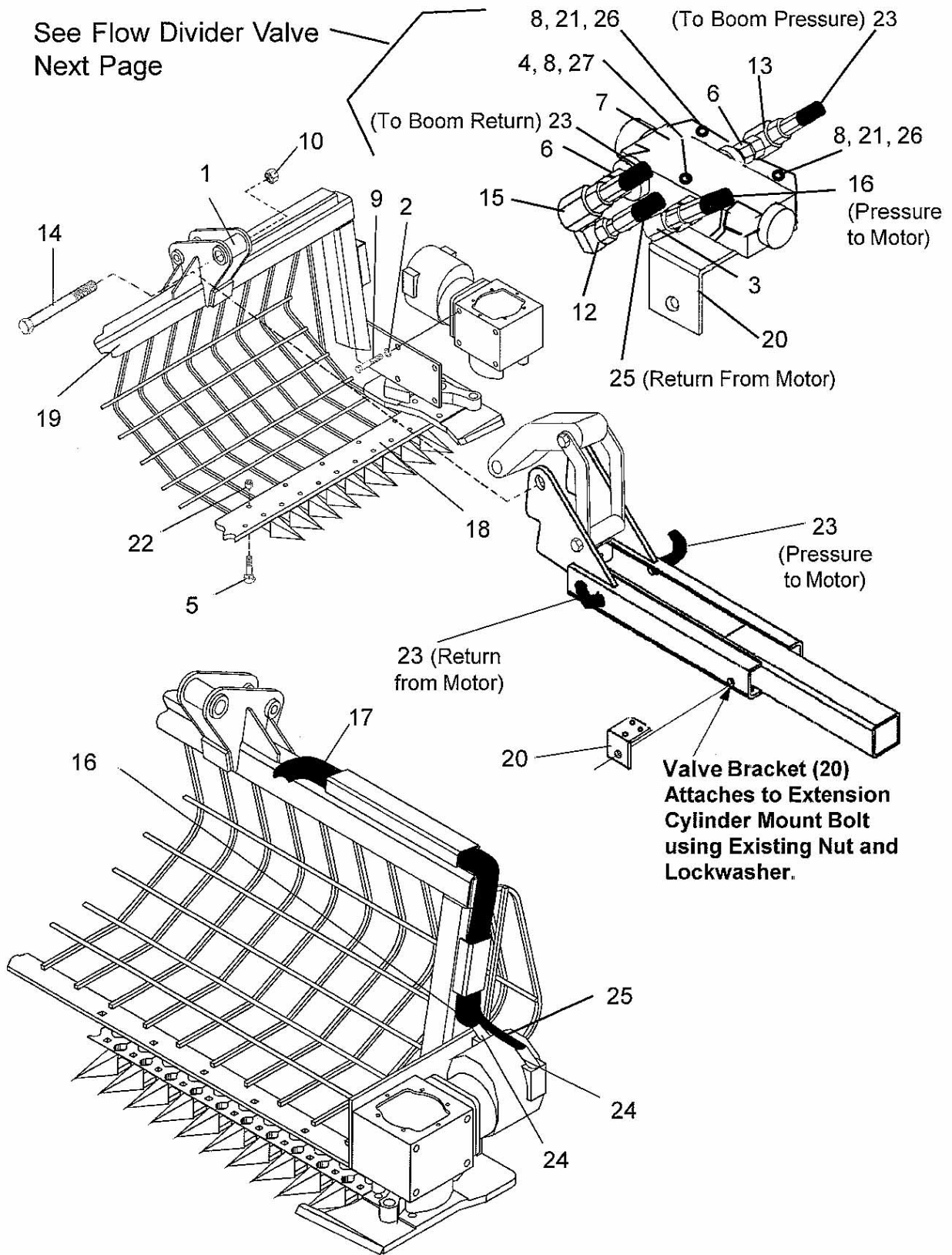


MOUNTING COMPONENTS - COMMON PARTS BOX (OPTION)

Continued...

ITEM	PART NO.	QTY.	DESCRIPTION
3	00037200	13	LOCKNUT
10	02957039	8	BOLT
11	02918600	4	BOLT
13	02966639	8	BAR, MOUNT STRAP
14	02966641	2	BAR MOUNT ANGLE
16	02987829	1	JOYSTICK CONSOLE ASY
17	02971381	1	WIRE HARNESS
17A	02972115	1	ADAPTER, WIRE HARNESS
18	02974389	1	ASSEMBLY JOYSTICK ARM REST
19	00011400	2	BOLT
20	00011100	2	FLATWASHER
21	00015800	4	LOCKNUT
	00023500	10	FLATWASHER
22	02961489	1	PIVOT PLATE WLDMNT
23	00059900	2	BOLT
	02970236	1	PLATE, CONSOLE
	02975806	1	DRAWING, HOSE CONNECTIONS
	02976857	1	INSERT SHEETS, ELECTRO HYD. CONVERSION
	02976858	1	DECAL, HOSE CONNECTION
	000859	2	PLASTIC TIE
	00748000	1	LOCKWASHER, HEAVY
	00752405	1	BOLT
	00763977	1	DECAL, NOTICE TO OWNER
	02753400	3	PLASTIC TIE, 15" LONG
	02775500	10	PLASTIC TIE, 21" LONG
	02924700A	1	ASSEMBLY A-BOOM OPERATOR &
	02958206	1	QUICK SPLICE, 18 - 14 TO 18 - 14 GA.
	02959010	1	PAMPHLET SAFETY MOUNTING
	02961001	1	FILTER ELEMENT
	02961290	1	BOOM STOP
	02963524	1	DECAL, ATTENTION - BOOM SWINGING
	02964677	1	DECAL, BOOM REST
	02965093	1	DECAL, PROPER ENGINE OPERATING
	02965262	1	DECAL, WARNING HOSE BURST
	02966990L	1	CONTENTS LIST
	02967827	1	DECAL, MULTI HAZARD
	02974920	1	INSTRUCTION DRAWING BOOKLET, A-BOOM
	63096300	1	PAINT, SPRAY CAN YELLOW
	63118700	5	PLASTIC TIE, 7" LONG
	02924700T	1	MANUAL, TECHNICAL SERVICE, A-BOOM

SICKLE BAR & BASKET ASY (28 FT BOOM)

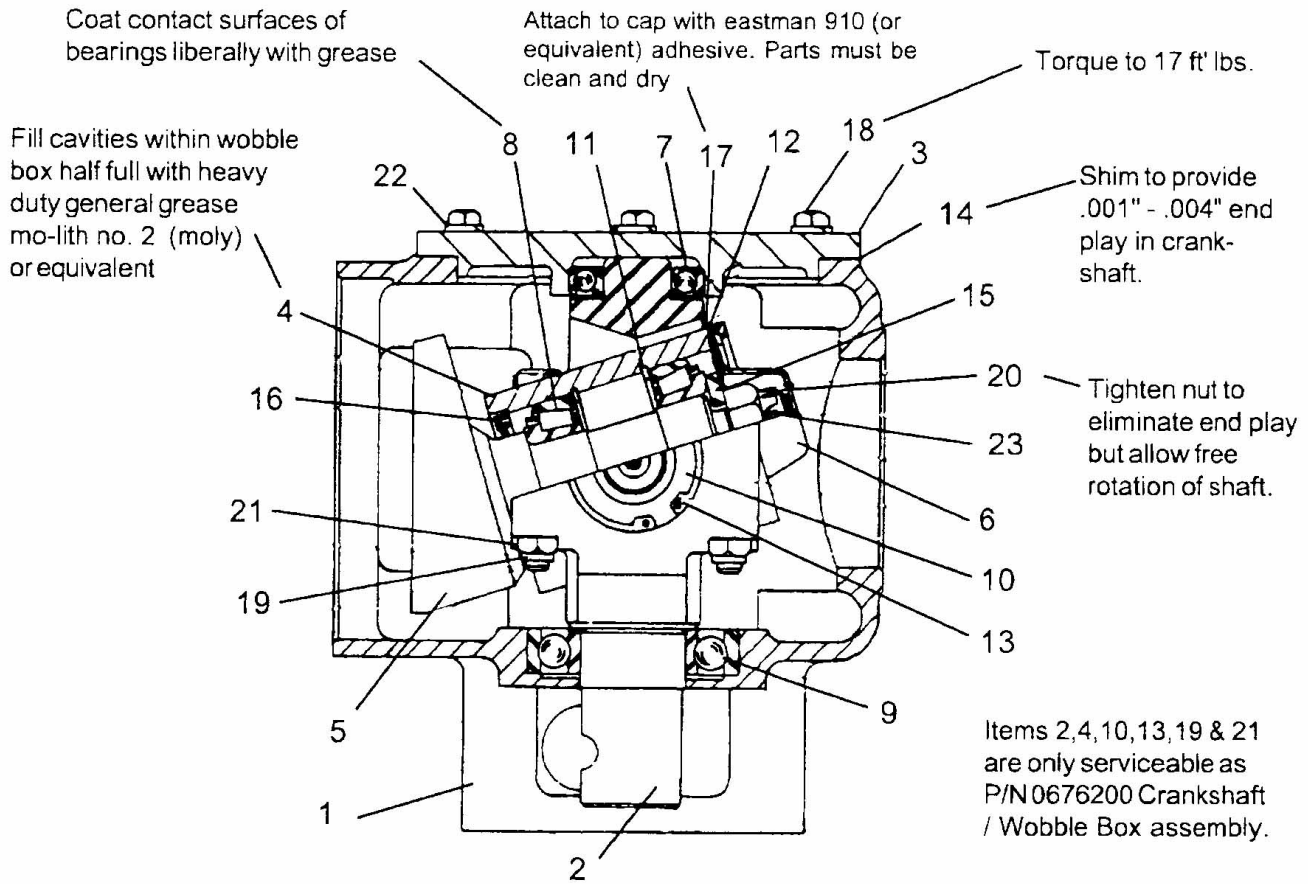


SICKLE BAR & BASKET ASY (28 FT BOOM)

Continued...

ITEM	PART NO.	QTY.	DESCRIPTION
	02971523	-	MOWER, ASY, SICKLE BAR W/ BASKET ASY. F/ 28` BOOM
1	00003500	1	GREASE FITTING
2	00010300	4	LOCKWASHER
3	02972064	1	ADAPTER HYD, ELBOW
4	10074000	1	BOLT
5	12666000	10	CARRIAGE BOLT
6	02957622	1	ADAPTER HYD, STRAIGHT
7	00750053	1	FLOW DIVIDER VALVE - (AB- S/N 05999 & DOWN)
	00750053A	1	VALVE ASY - (AB -S/N 06000 & UP)
8	02959924	3	LOCKNUT
9	00752658	4	BOLT
10	02030300	1	LOCKNUT
12	02825900	1	ADAPTER HYD, ELBOW
13	02959154	1	ADAPTER HYD, ELBOW
14	02956972	1	BOLT
15	02959408	1	ADAPTER HYD, ELBOW
16	02961853	1	HOSE
17	02965464	1	CORDURA SLEEVING, 78" LG
18	02966846	1	BASE ASSEMBLY
19	02971516	1	SICKLE BAR BASKET WLD`MT
20	02982170	1	VALVE MOUNT BRACKET
21	10070000	2	BOLT
22	02957941	10	LOCKNUT
23	001779	2	HOSE
24	00750823	1	ADAPTER HYD, ELBOW
25	02890700	1	HOSE
26	00761027	2	SPACER, 1-1/4" LG (NOT SHOWN)
27	701316R	1	SPACER, 1/2" LG (NOT SHOWN)

SICKLE BAR - BASIC DRIVE (PARTS) - PN 0666200



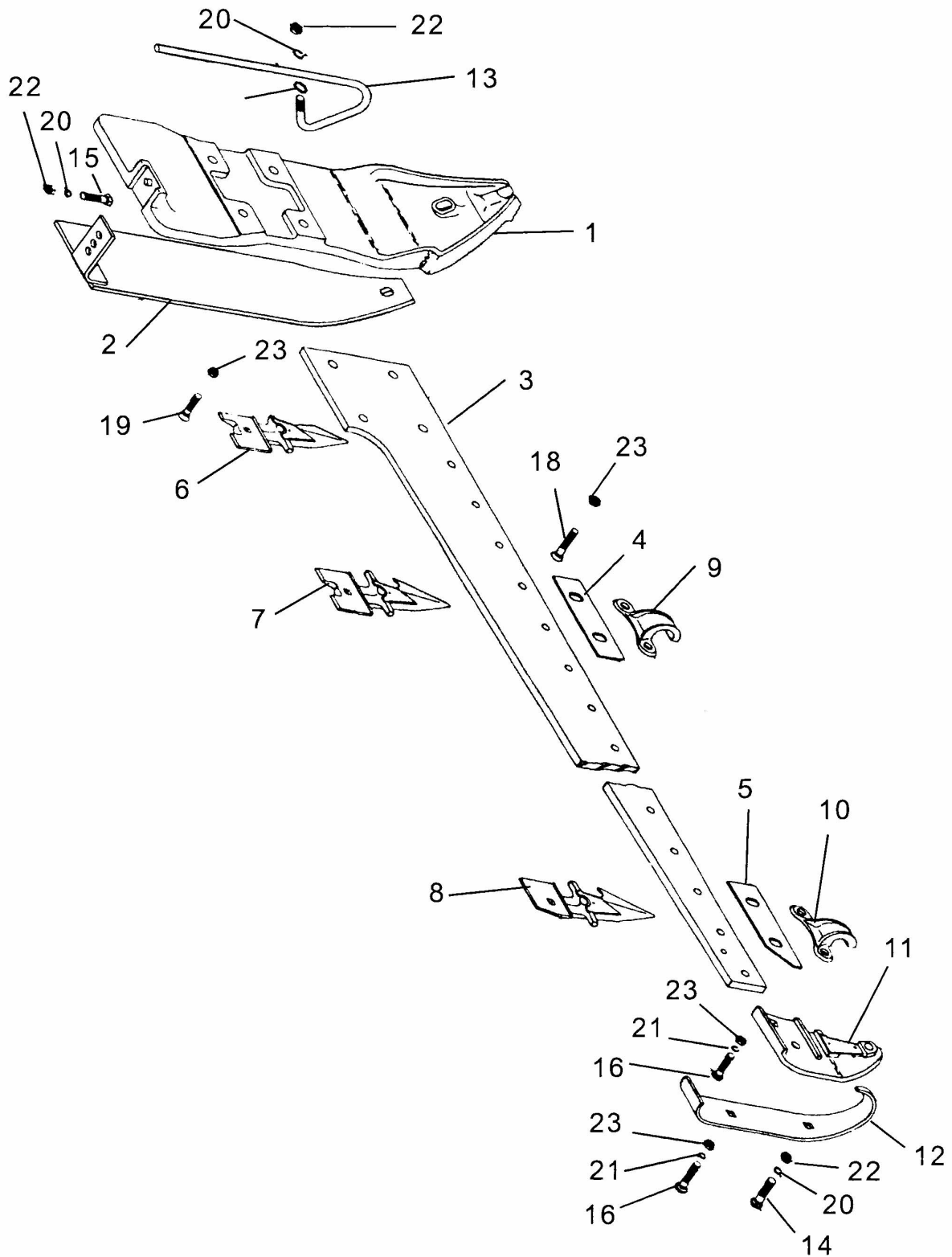
ITEM	PART NO.	QTY.	DESCRIPTION
	0666200	-	BASIC DRIVE UNIT
1	0445000	1	DRIVE HOUSING
2	*	-	CRANKSHAFT (ONLY AVAIL IN ITEM 24)
3	0445100	1	COVER
4	*	-	WOBBLE BOX (ONLY AVAIL IN ITEM 24)
5	0445700	1	WOBBLE SHAFT
6	0448100	1	CAP
7	0588700	1	BEARING, DRIVE UNIT
8	044580B	2	BEARING CUP
9	0445300	1	BEARING
10	*	-	BEARING (ONLY AVAIL IN ITEM 24)
11	0446200	2	RETAINING RING
12	0445500	1	RETAINING RING
13	*	-	RETAINING RING (ONLY AVAIL IN ITEM 24)
14	0445600	1	SHIM
15	0445900	1	BEARING ADJ WASHER

SICKLE BAR - BASIC DRIVE (PARTS) - PN 0666200

Continued...

ITEM	PART NO.	QTY.	DESCRIPTION
16	0448700	1	OIL SEAL
17	0447000	1	GASKET
18	10119000	6	BOLT
19	*	-	SCREW (ONLY AVAIL IN ITEM 24)
20	000253	1	NUT, SLOTTED
21	*	-	LOCKNUT (ONLY AVAIL IN ITEM 24)
22	00011700	6	LOCKWASHER
23	0012300	1	GREASE FITTING, STRAIGHT
24	0676200	1	CRANKSHAFT / WOBBLE BOX ASY, FIELD REPAIR ASY. (INCLUDES ITEMS 2,4,10,19 & 21)

SICKLE BAR - CUTTER BAR ASY

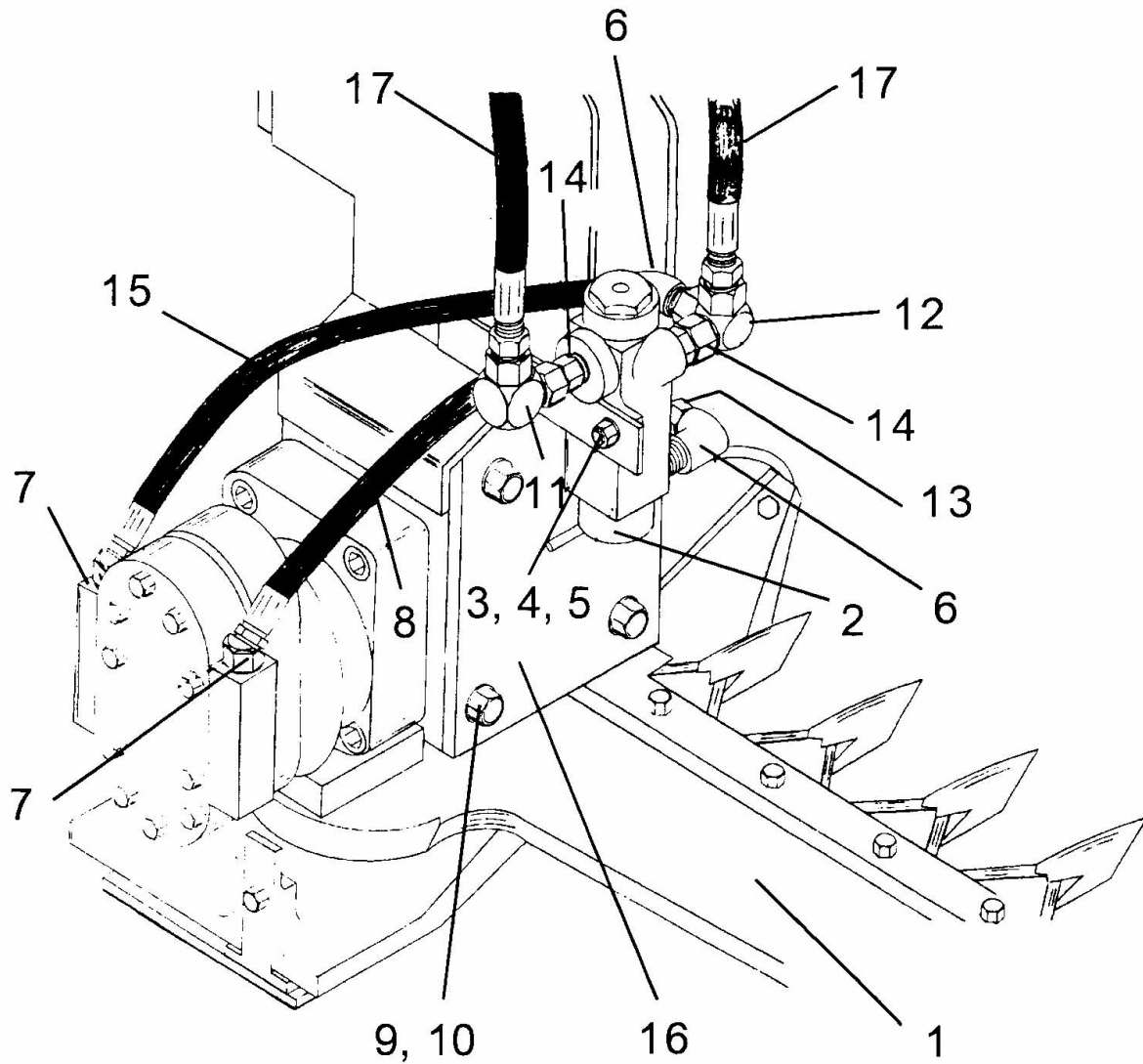


SICKLE BAR - CUTTER BAR ASY

Continued...

ITEM	PART NO.	QTY.	DESCRIPTION
	0583500	-	5 FT. CUTTER BAR ASY, W/ KNIVES
	0582500	-	5 FT. CUTTER BAR ASY, W/O KNIVES
1	0449300	1	INNER SHOE, RH
2	0448900	1	INNER SHOE SOLE
3	0580500	1	5 FT. CUTTER BAR
4	0532600	4	PLATE
5	0571900	1	WEAR PLATE
6	0593800	1	INNER ROCK GUARD, RH
7	0593700	18	CENTER ROCK GUARD
8	0593600	1	OUTER ROCK GUARD
9	0012700	1	KNIFE CLIP HIGH
10	0188700	4	KNIFE CLIP
11	0570900	1	OUTER SHOE ASY.
12	0123800	1	OUTER SHOE SOLE
	02966847	1	SICKLE BAR BASKET WLDMNT
13	0044700	1	INNER SHOE GUARD ROD
14	000516	1	CARRIAGE BOLT
15	02886900	1	CARRIAGE BOLT
16	0129000	1	CARRIAGE BOLT
17	12666000	1	CARRIAGE BOLT
18	0571800	10	PLOW BOLT
19	0046400	10	PLOW BOLT
20	00019600	3	LOCKWASHER, HEAVY
21	00022200	2	LOCKWASHER
22	00001200	3	NUT
23	00999316	22	NUT
24	00002700	1	FLATWASHER

SICKLE BAR - HEAD ASY - PN 02962179



ITEM	PART NO.	QTY.	DESCRIPTION
	02962179	-	SICKLE BAR ASY, F/ A-BOOM
1	0583500	1	CUTTER BAR ASY, W/KNIFE
2	00750053	1	VALVE - (AB- S/N 05999 & DOWN)
	00750053A	1	VALVE ASY - (AB-S/N 06000 & UP)
3	10058000	2	BOLT
4	00024000	2	NUT
5	00017000	2	LOCKWASHER
6	02825900	2	ADAPTER, ELBOW
7	00750823	2	ADAPTER ELBOW, 45 DEG

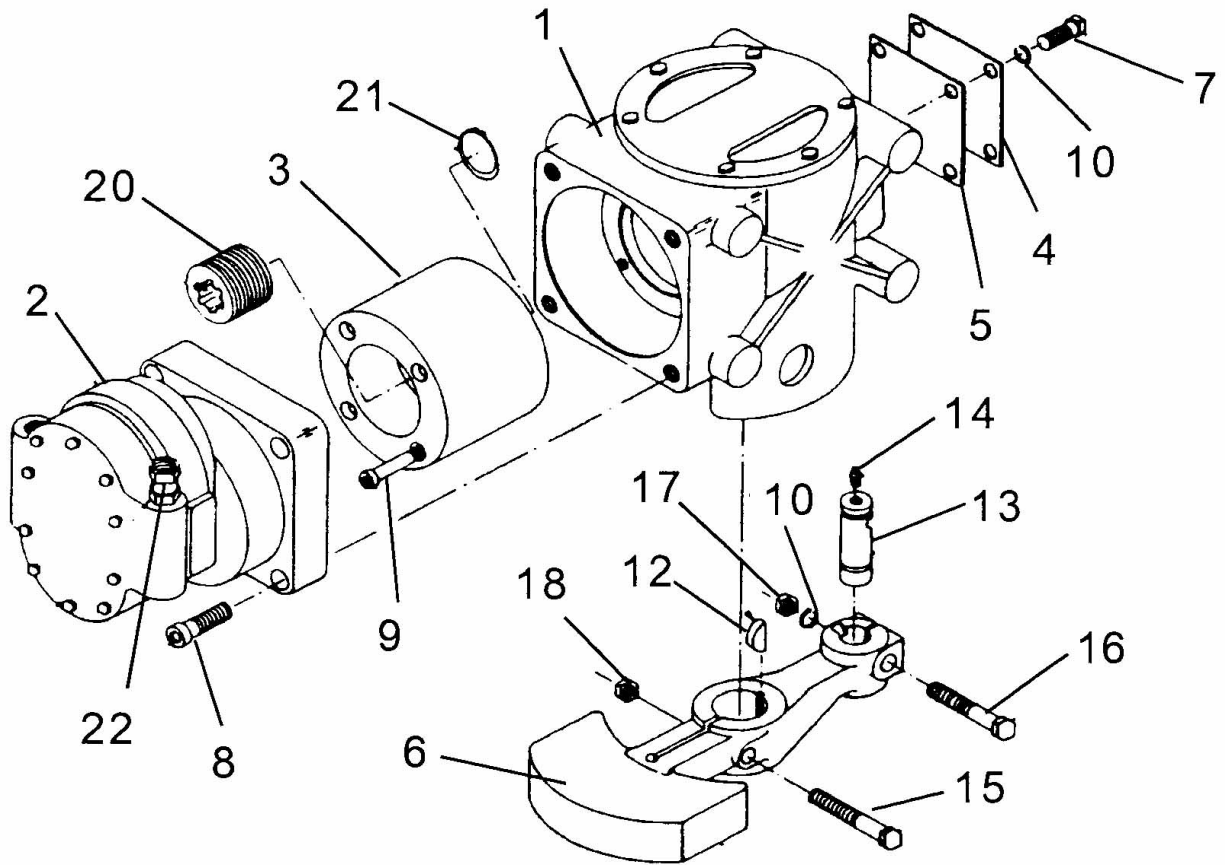
A-BOOM (04-04) SN 04837 - UP Rev 01-11

SICKLE BAR - HEAD ASY - PN 02962179

Continued...

ITEM	PART NO.	QTY.	DESCRIPTION
8	02158800	1	HOSE, 17" LG
9	00752658	8	BOLT
10	00010300	8	LOCKWASHER
11	02956851	1	ADAPTER, ELBOW 90 DEG.
12	02959408	1	ADAPTER, ELBOW 90 DEG.
13	02761100	1	ADAPTER, ELBOW
14	00749070	2	ADAPTER, STRAIGHT
15	02959372	1	HOSE, 21" LG
16	02958922	1	HITCH POST ASY, 4-BAR SICKLE (INCLUDES FOLLOWING 3 ITEMS)
	02958933	1	HITCH POST WLDMNT, 4/BAR
	00003500	1	GREASE FITTING
	02958424	1	BUSHING
17	02957222	2	HOSE, 54" LG

SICKLE BAR - HYD DRIVE ASY - PN 0666100



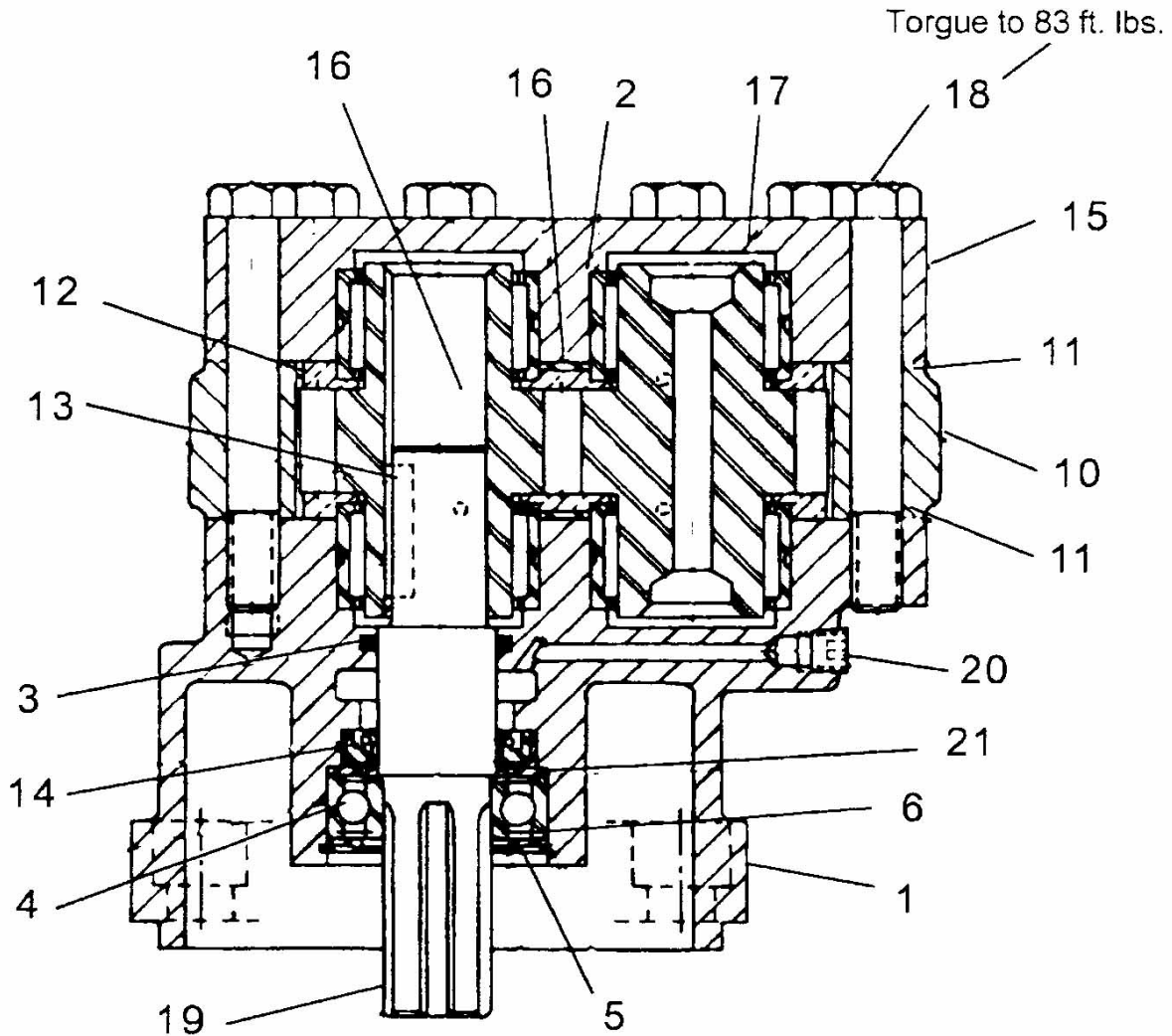
ITEM	PART NO.	QTY.	DESCRIPTION
	0666100	-	HYDRAULIC DRIVE UNIT ASY
1	0666200	1	BASIC DRIVE UNIT
2	0447300	1	MOTOR ASY 2.8 CID
3	0447500	1	FLYWHEEL (INCL. 20 & 21)
4	0447600	1	COVER PLATE
5	0447700	1	GASKET
6	0446400	1	DRIVE ARM
7	00750959	4	BOLT
8	0447100	4	BOLT
9	0447400	4	BOLT, SOCKET HEAD
10	00019600	5	LOCKWASHER
12	0564100	1	KEY
13	0446600	1	KNIFE DRIVE PIN
14	000088	1	GREASE FITTING
15	00695000	1	BOLT
16	02788400	1	BOLT

SICKLE BAR - HYD DRIVE ASY - PN 0666100

Continued...

ITEM	PART NO.	QTY.	DESCRIPTION
17	00001200	1	NUT
18	02716500	1	LOCKNUT
20	044750B	1	SLEEVE
21	044750C	1	SNAP RING
22	000898	1	ADAPTER, SWIVEL

SICKLE BAR - HYD MOTOR ASY - PN 0447300



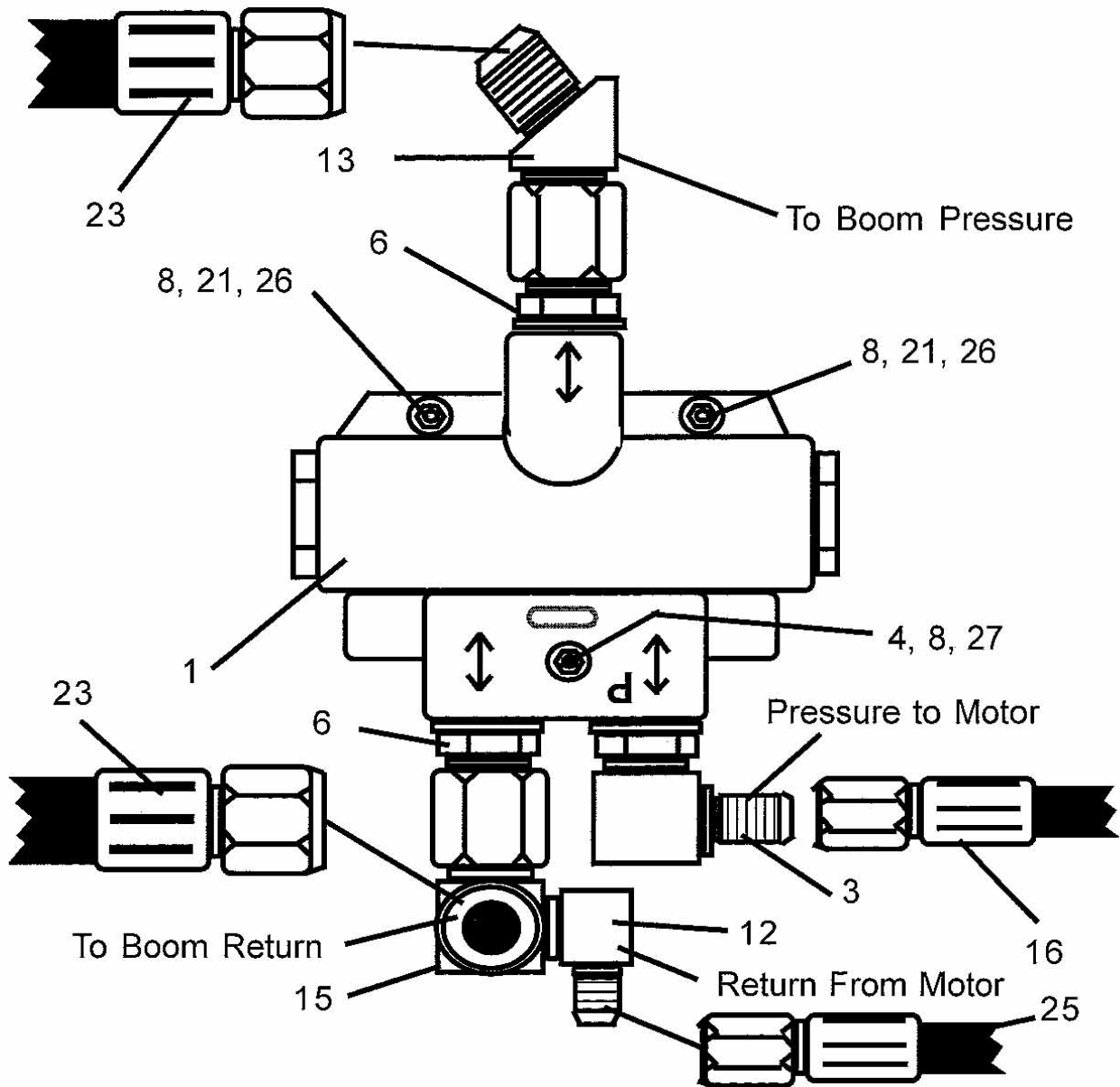
ITEM	PART NO.	QTY.	DESCRIPTION
	0447300	-	MOTOR ASY, 2.8 CID
1	0448400	1	SHAFT END COVER
2	0159900	4	BEARING & SLEEVE ASY.
3	0029000	1	O-RING SEAL
4	0028700	1	SHAFT BALL BEARING
5	0028800	1	BEARING RETAINER RING
6	0028900	1	BALL BEARING SHIELD
7	0038000	2	CHECK VALVE KIT
8	0038100	2	CHECK BALL RETAINER (USE ITEM 22 P/N 0038000)
9	0038200	2	CHECK VLAVE SEAT (USE ITEM 22 P/N 0038000)
10	0448800	1	GEAR HSG, CENTER SECTION
11	0163100	2	GASKET

SICKLE BAR - HYD MOTOR ASY - PN 0447300

Continued...

ITEM	PART NO.	QTY.	DESCRIPTION
12	0029200	2	THRUST PLATE
13	0029300	1	GEAR KEY
14	0231800	1	DOUBLE LIP OIL SEAL
15	0448300	1	END COVER W/PORTS
16	0029700	2	POCKET SEAL .103 DIA X 3-1/4LG (MUST CUT TO FIT)
17	0147200	2	GEAR (SET OF 2)
18	00008200	10	BOLT (REPLACES P/N 0186500)
19	0037100	1	SHAFT
20	0063500	1	PLUG, PIPE (STEEL)
21	0241100	1	RETAINER
22	0038000	1	CHECK VALVE KIT (REPLACES ITEMS 8 & 9)

SICKLE BAR - HYD VALVE - PN 00750053 - (S/N AB-05999 01-04 & DOWN)



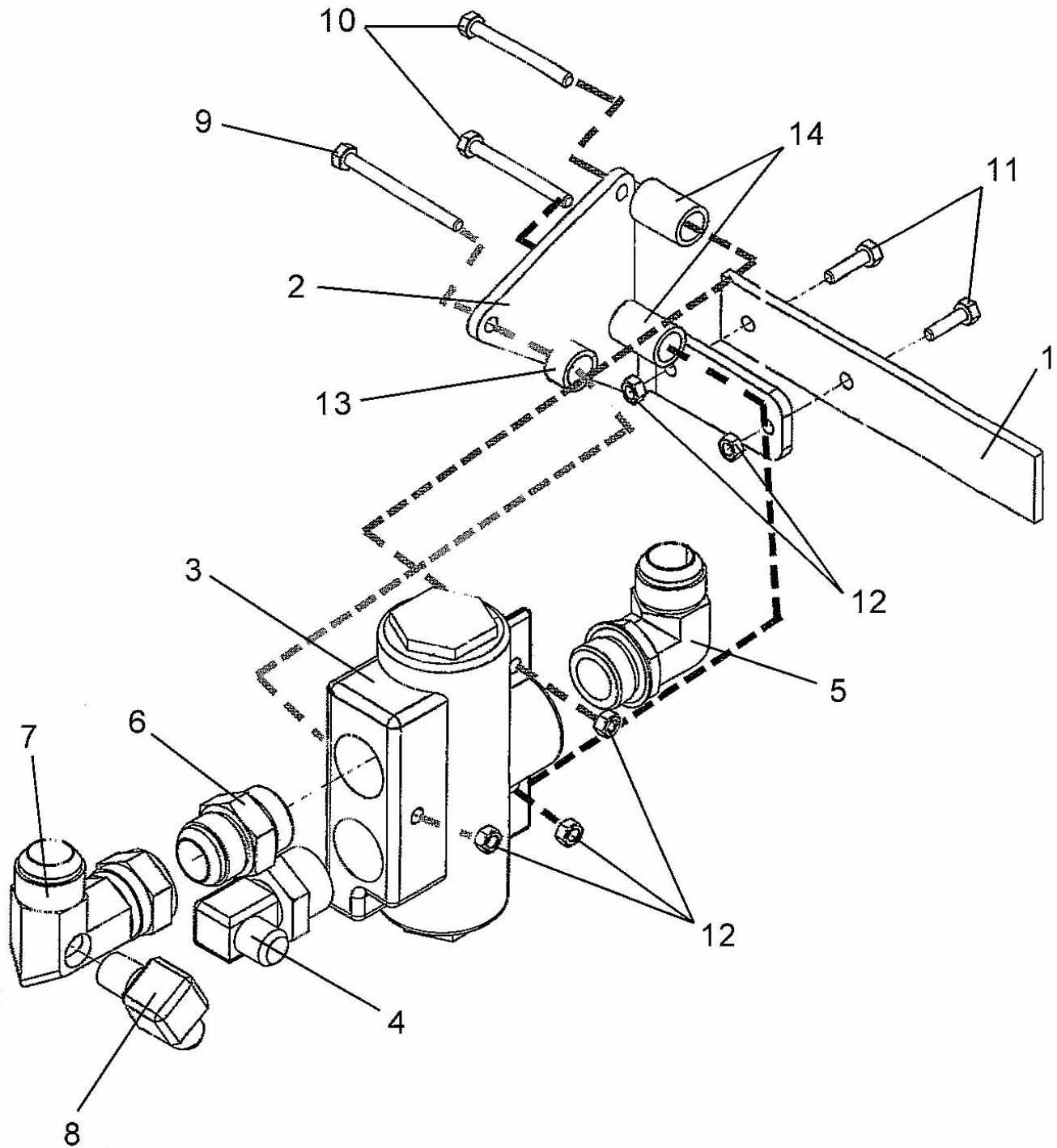
ITEM	PART NO.	QTY.	DESCRIPTION
3	02972064	1	ADP HYD, ELBOW 16MB - 8MJ90
4	10074000	1	BOLT, HEX HEAD 1/4"-NC X 3" PL GR5
6	02957622	2	ADAPTER HYD, STRAIGHT 16MB - 16MJ
7	00750053	1	FLOW DIVIDER VALVE, 8GPM
8	02959924	3	LOCKNUT, TOPLOCK 1/4"-NC PLB
12	02825900	1	ADAPTER HYD, ELBOW 8MP - 8MJ90
13	02959154	1	ADAPTER HYD, ELBOW 16MJ - 16FJX45
15	02959408	1	ADAPTERP HYD, ELBOW 16MJ - 16FJX 90 - 8FPT
16	02961853	1	HOSE, #8 - 8FJX - 8FJX90 - 84"LG
20	02982170	1	VALE MOUNT BRACKET (NOT SHOWN)

SICKLE BAR - HYD VALVE - PN 00750053 - (S/N AB-05999 01-04 & DOWN)

Continued...

ITEM	PART NO.	QTY.	DESCRIPTION
21	10070000	2	BOLT, HEX HEAD 1/4"-NC X 2-1/2" PL GR5
23	001779	2	HOSE, #16 -16FJX - 16FJX90 -18.5
25	02890700	1	HOSE, #8 - 8FJX - 8FJX - 90"LG
26	00761027	2	PIPE SPACER, 1-1/4" LONG (NOT SHOWN)
27	701316R	1	SPACER, 1/2" LONG

SICKLE BAR - HYD VALVE - PN 00750053A (S/N AB-06000 & UP)



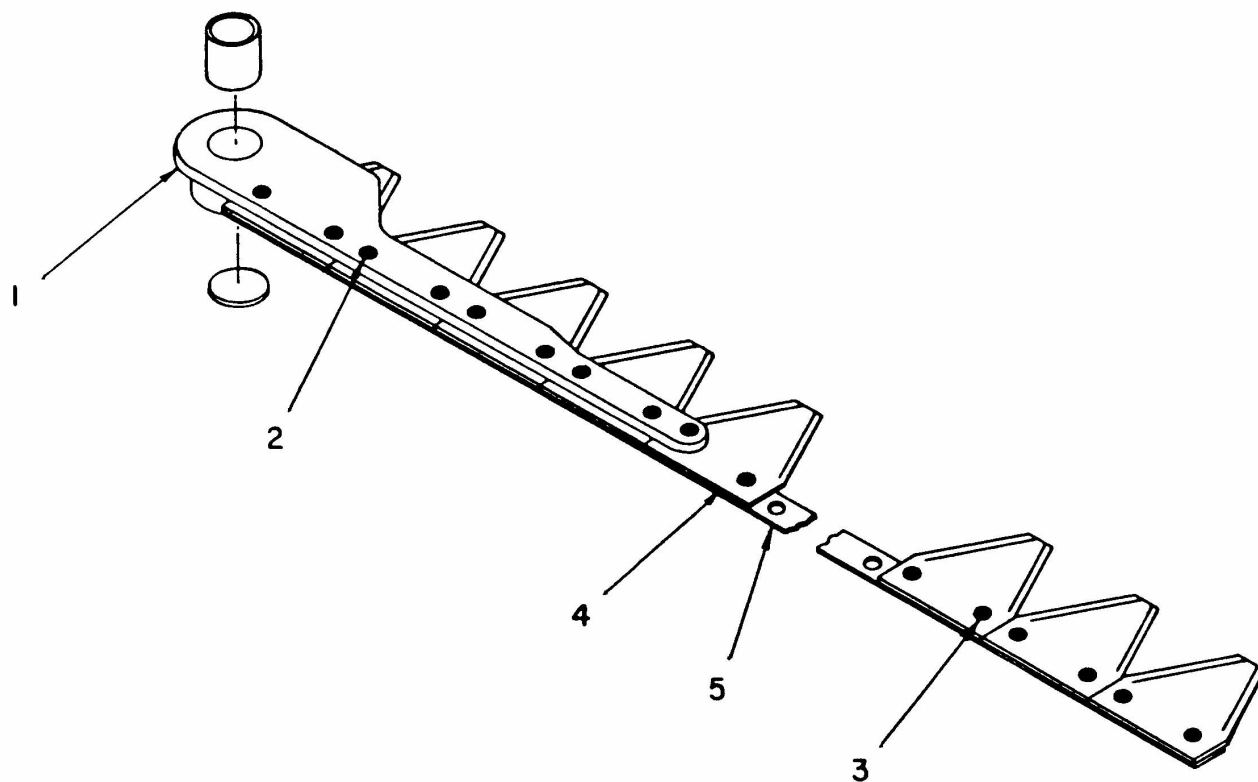
ITEM	PART NO.	QTY.	DESCRIPTION
1	-----	-	MOUNTING BRACKET (WELDED TO FRAME MOUNT)
2	02982141	1	FLOW DIVIDER MOUNT BRACKET
3	00750053A	1	FLOW DIVIDER PRIORITY VALVE

SICKLE BAR - HYD VALVE - PN 00750053A (S/N AB-06000 & UP)

Continued...

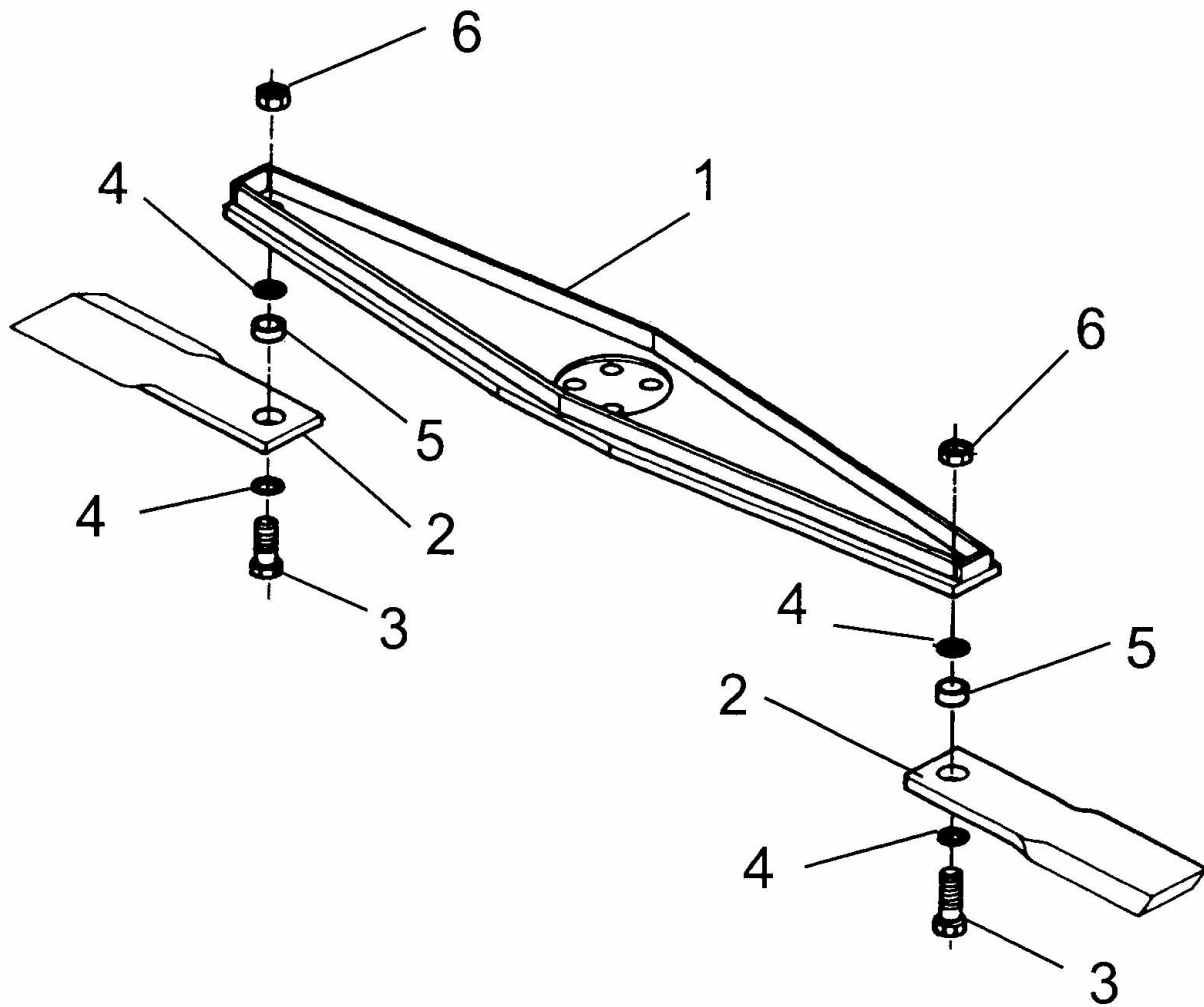
ITEM	PART NO.	QTY.	DESCRIPTION
4	02972064	1	HYD, ELBOW
5	02090900	1	HYD, ELBOW
6	02957622	1	STRAIGHT ADAPTER
7	02959408	1	HYD, ELBOW
8	02825900	1	HYD, ELBOW
9	10074000	1	BOLT
10	10070000	2	BOLT
11	10058000	2	BOLT
12	02959924	5	LOCKNUT
13	701316R	1	BUSHING
14	00761027	2	PIPE SPACER

SICKLE BAR - KNIFE ASY



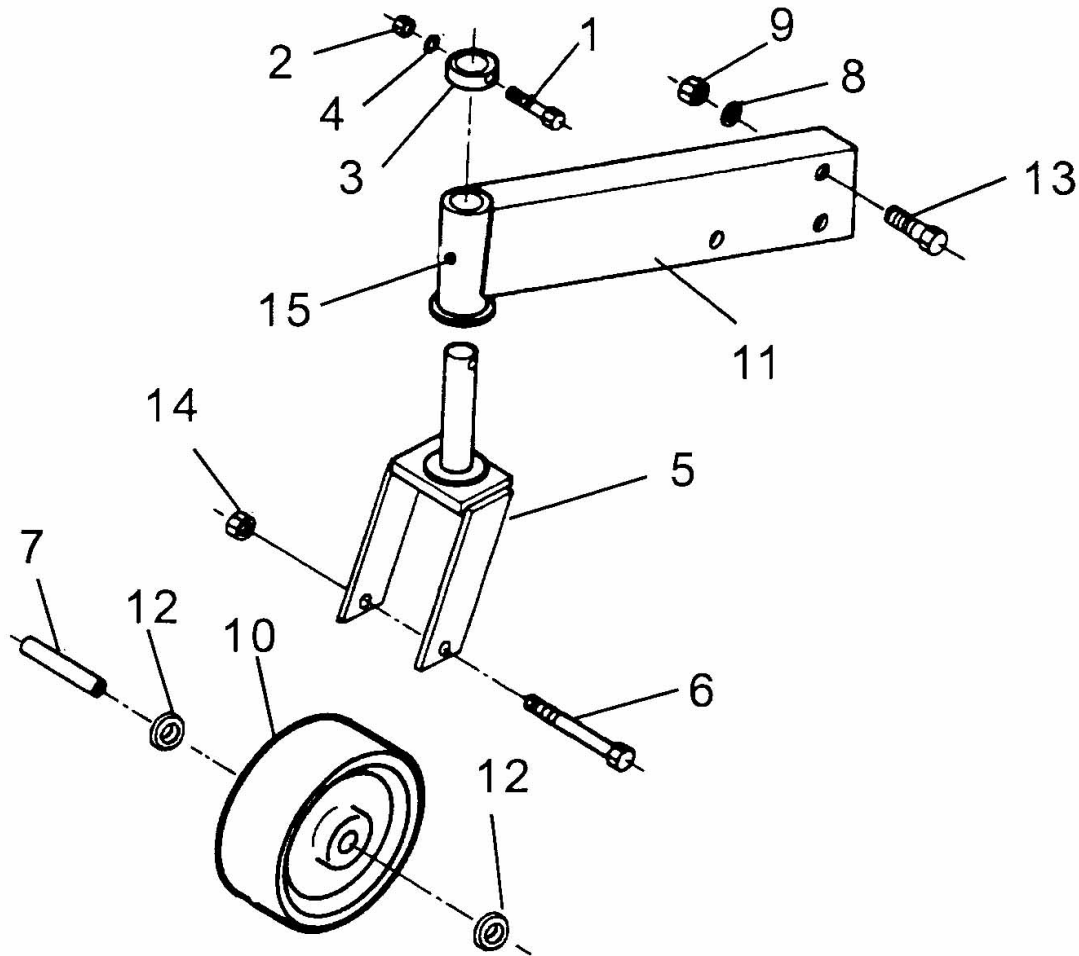
ITEM	PART NO.	QTY.	DESCRIPTION
	0531600	-	KNIFE ASY, 5 FT. SERRATED KNIVES (STANDARD)
	0533900	-	KNIFE ASY, 5 FT. SMOOTH KNIVES (OPTIONAL)
1	0448200	1	KNIFE HEAD
	0446000	1	BUSHING
	0547500	1	PLUG
2	0064700	9	SECTION RIVET
3	0187100	33	SECTION RIVET
4	8064600	-	KNIFE SECTION, SERRATED KNIVES (STANDARD)
	8122700	-	KNIFE SECTION, SMOOTH KNIVES (OPTIONAL)
5	0530100M	1	BACKING STRIP (SAME AS OLD P/N 0530100)

SLOPE MOWER HEAD - BLADE BAR ASY - PN 02957478



ITEM	PART NO.	QTY.	DESCRIPTION
	02957478	-	BLADE BAR CARRIER, ASY. F/ SLOPEMOWER HEAD
1	02957407	1	BLADE BAR WLDMNT
2	02032400	2	BLADE
3	00749005	2	BLADE BOLT
4	00748547	4	FLATWASHER
5	02032300	2	BLADE BUSHING
6	02030300	2	LOCKNUT

SLOPE MOWER HEAD - CASTER WHEEL ASY



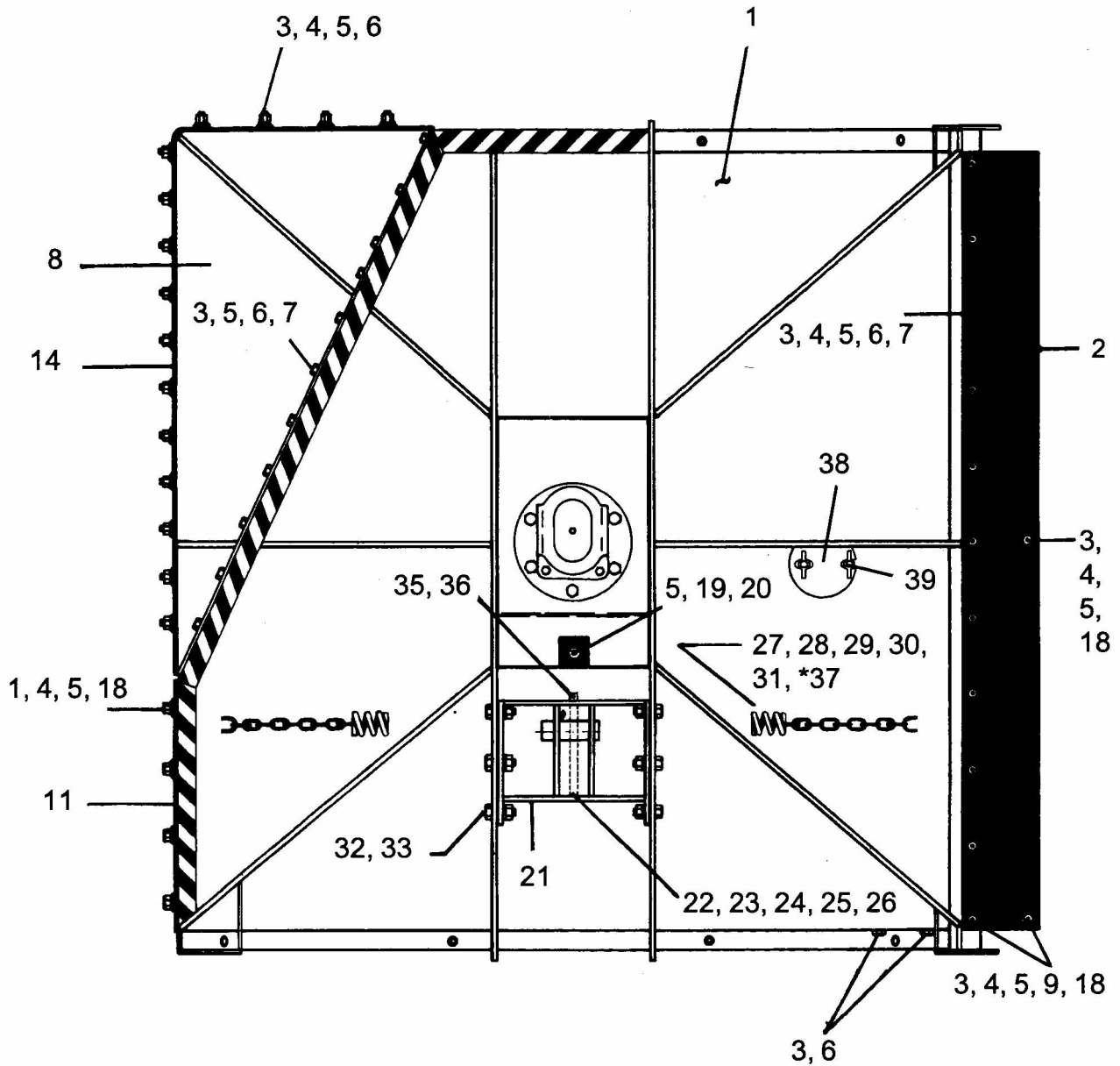
ITEM	PART NO.	QTY.	DESCRIPTION
1	00750925	3	BOLT
2	00021800	3	NUT
3	00748667	3	COLLAR
4	00011700	3	LOCKWASHER
5	02957593	3	CASTER FORK WLDMNT
6	02036400	3	BOLT
7	02036301	3	BUSHING
8	00001300	12	LOCKWASHER
9	00001200	12	NUT
10	02605901	3	CASTER WHEEL

SLOPE MOWER HEAD - CASTER WHEEL ASY

Continued...

ITEM	PART NO.	QTY.	DESCRIPTION
11	02277900	1	CASTER ARM ASY, LH
	02277800	2	CASTER ARM ASY, RH
12	02959181	2	SPACER
13	02892000	9	BOLT
	02957594	3	CASTER WHEEL ASY,(ITEM 1 THRU 10 & 12)
	02031600	-	WHEEL & BUSHING ASY, (ITEMS 1 OF 7, 1 OF 10 & 2 OF 12)

SLOPE MOWER HEAD - HEAD ASY - PN 02962174



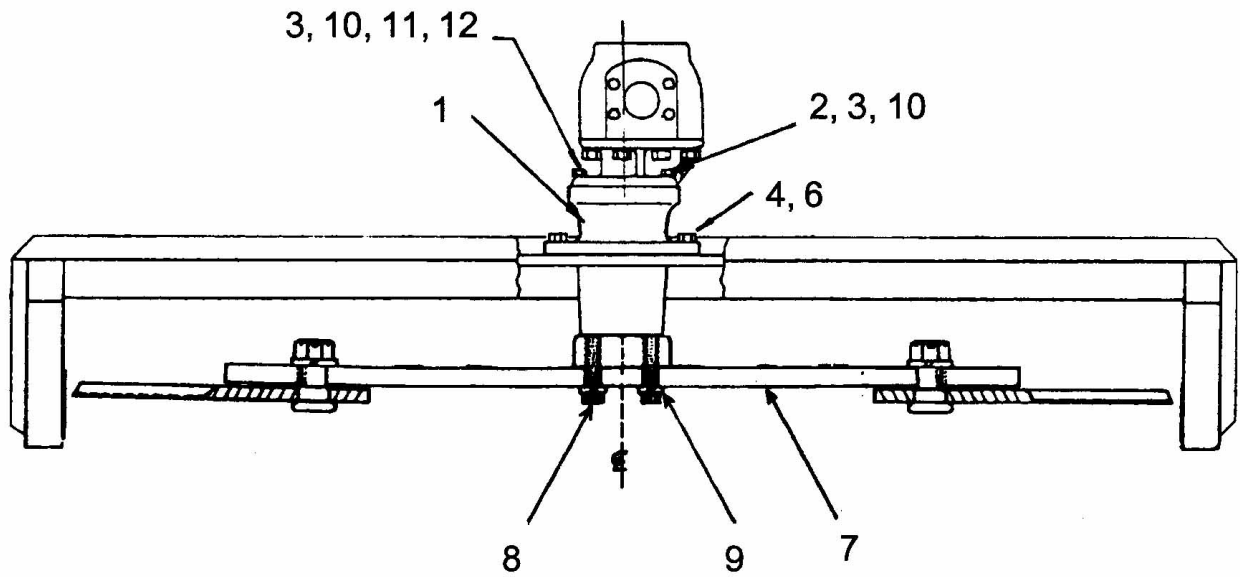
ITEM	PART NO.	QTY.	DESCRIPTION
	02962174	-	SLOPEMOWER HEAD ASY
1	02957436	1	SQUARE HEAD WLDMNT
2	02885700	2	REAR FLAP
3	00011100	47	FLATWASHER
4	02035800	34	WOOD WASHER
5	00015800	41	LOCKNUT
6	00023100	24	BOLT

SLOPE MOWER HEAD - HEAD ASY - PN 02962174

Continued...

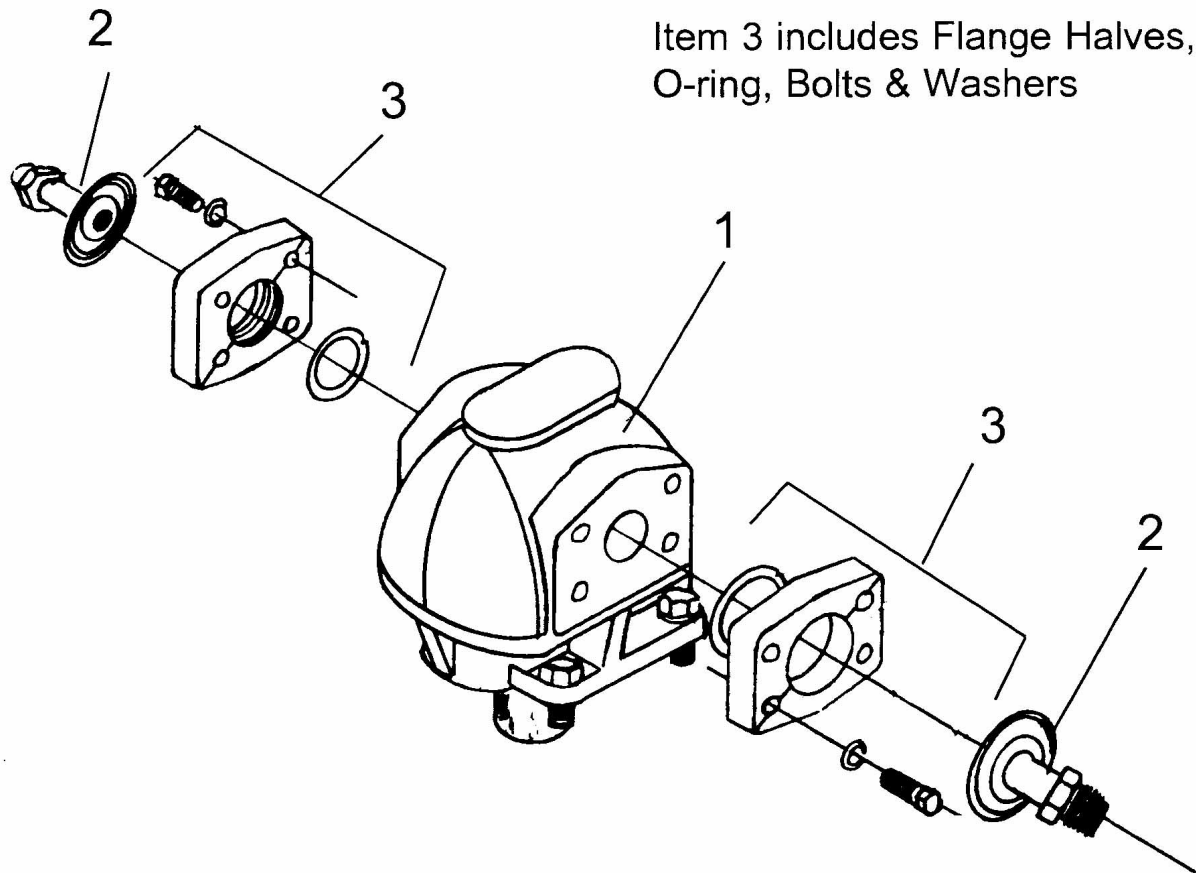
ITEM	PART NO.	QTY.	DESCRIPTION
8	02959952	1	FRONT GUARD WLDMNT
9	02957380	1	SIDE GUARD
11	02959957	2	RUBBER FLAP
12	02957496	1	REAR FLAP RETAINER
13	02962439	3	BUMPER, RUBBER
14	02959956	1	RUBBER FLAP
18	00007000	22	BOLT
19	02958114	1	ELEVATER BOLT, FLAT HEAD COUNTERSUNK
20	02957537	1	PLATE, BUMPER
21	02958921	1	SWIVEL ASY, 4-BAR
22	02958945	1	SWIVEL HITCH POST WLDMNT, 4-BAR
23	02958944	1	HITCH POST, 4-BAR
24	00003500	1	GREASE FITTING, STRAIGHT
25	02958424	1	BUSHING
26	00752670	1	GREASE FITTING 1/4-28 BOLT THD
27	02957437	1	SPRING & CHAIN ASY.
28	02060201	2	CHAIN, 9 LINK
29	02060100	2	SPRING
30	02703700	4	CHAIN SHACKLE
31	02772400	2	SHACKLE
32	00037200	6	LOCKNUT
33	02892100	6	BOLT
35	00606000	1	COTTER PIN
36	02958946	1	PIN, SWIVEL 4-BAR
37	02733500	2	CHAIN, 22 LINK
38	5710121	1	COVER PLATE
39	5F5180	2	WING NUT
	02959955	-	HEAD GUARD ASY.
40	02959958	1	* DEBRIS DEFLECTOR
41	02959959	1	* RUBBER FLAP

SLOPE MOWER HEAD - HEAD SUB-ASY



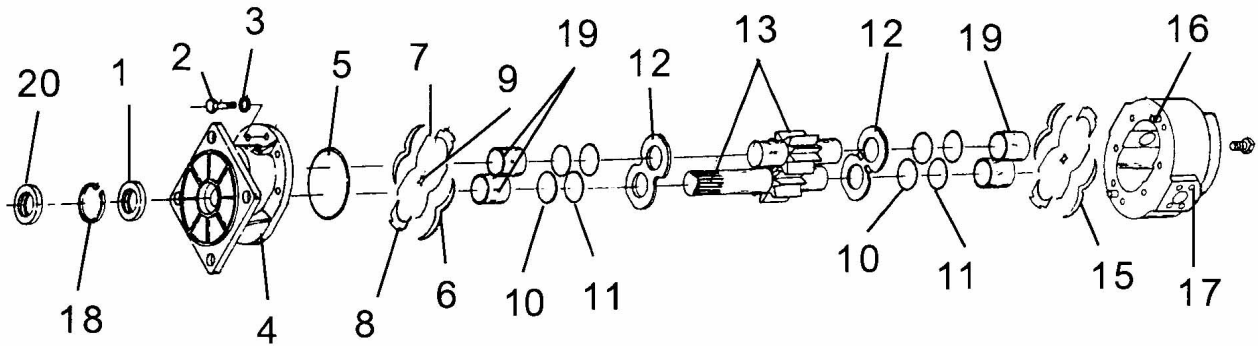
ITEM	PART NO.	QTY.	DESCRIPTION
1	02962923	1	MOTOR & SPINDLE ASY,
	02960553C	1	SPINDLE ASY, SPLINED
	02960696	1	MOTOR ASY, W/1-1/4 SPLINED SHAFT
2	02788400	2	BOLT
3	63000500	4	WASHER
4	02959390	6	BOLT
6	00037200	6	LOCKNUT
7	02957478	1	BAR BLADE CARRIER ASY, W/ BLADES
8	02708700	4	SOCKET HEAD BOLT
9	00003901	4	LOCKWASHER
10	00001800	4	LOCKNUT
11	02960951	2	DOUBLE END STUD
12	00001200	2	NUT

SLOPE MOWER HEAD - MOTOR ASY - PN 02960696



ITEM	PART NO.	QTY.	DESCRIPTION
1	02960696	1	MOTOR ASY, W/ 1-1/4 SPLINED SHAFT
2	02961317	2	ADAPTER, HYD, ELBOW
3	00749103	1	* SPLIT FLANGE KIT

SLOPE MOWER HEAD - MOTOR PARTS - PN 02960696

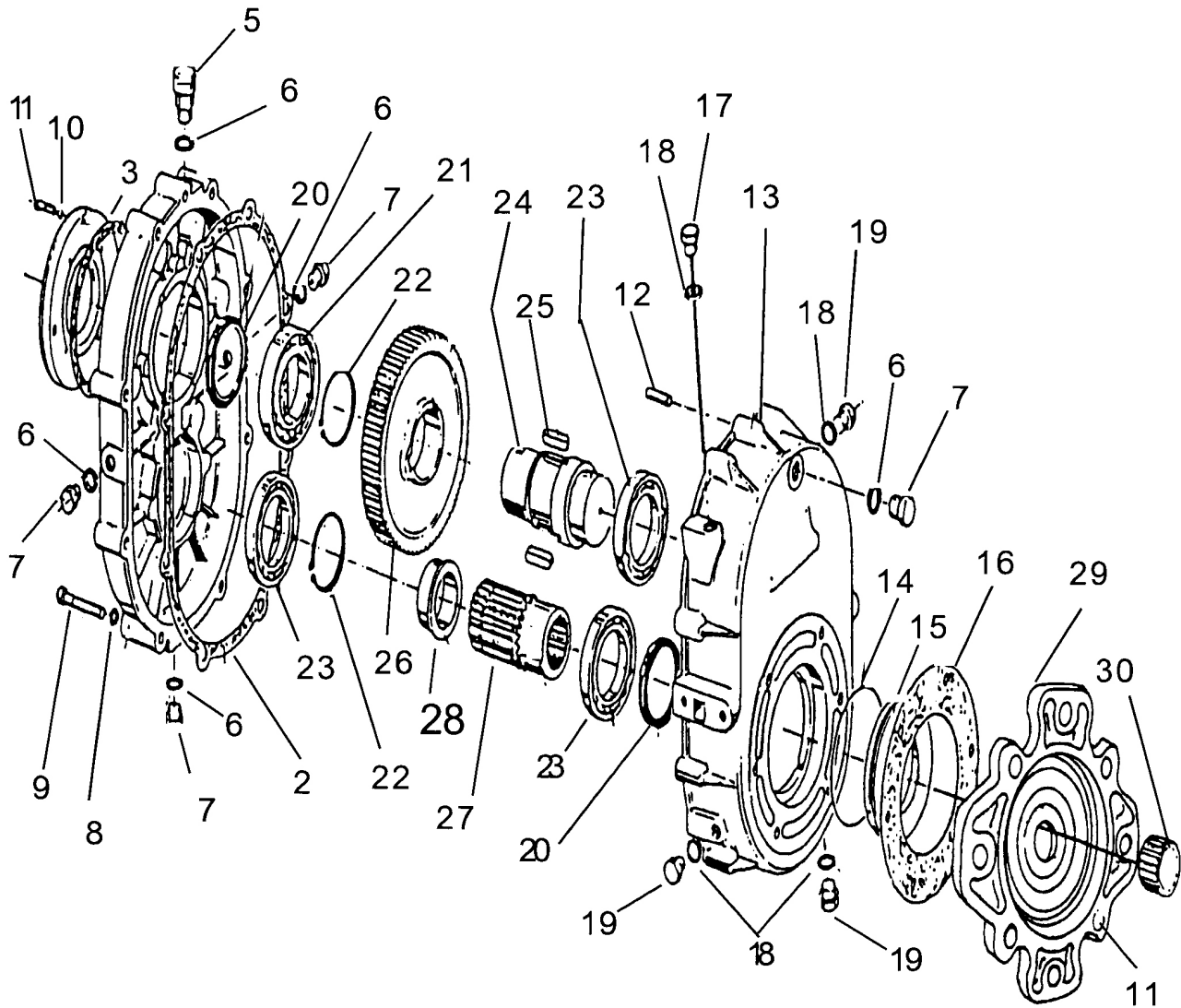


ITEM	PART NO.	QTY.	DESCRIPTION
	02960696	-	MOTOR ASY.
1	*	1	SEAL (IN ITEM 21)
2	*	8	BOLT (IN ITEM 21)
3	*	8	FLATWASHER (IN ITEM 21)
4	02721000	1	FLANGE
5	*	1	O-RING (IN ITEM 21)
6	02721500	2	BOTTOM ISOLATION PLATE
7	*	4	SEALING STRIP (IN ITEM 21)
8	*	4	END SEPERATOR (IN ITEM 21)
9	*	2	CENTER SEPERATOR (IN ITEM 21)
10	*	4	O-RING (IN ITEM 21)
11	*	4	BUCK UP RING (IN ITEM 21)
12	02721300	2	PRESSURE PLATE
13	02961071	1	DRIVE & IDLER GEAR SET
15	02721400	2	TOP ISOLATION PLATE
16	02721700	2	DOWEL PIN
17	NFS	1	BODY
18	02721800	1	SNAP RING
19	02721600	4	STEEL RING
20	*	1	SEAL (IN ITEM 21)
21	02720000	1	SEAL KIT (ITEMS 1,2,3,5,7,8,9,10,11 & 20)

THIS PAGE INTENTIONAL LEFT BLANK

SPEED CHANGER (REAR PTO MNT) - PN 00758991

00768991 (540 RPM) 1-3/8" 6 Spline
00759815 (1000 RPM) 1-3/8" 21 Spline)



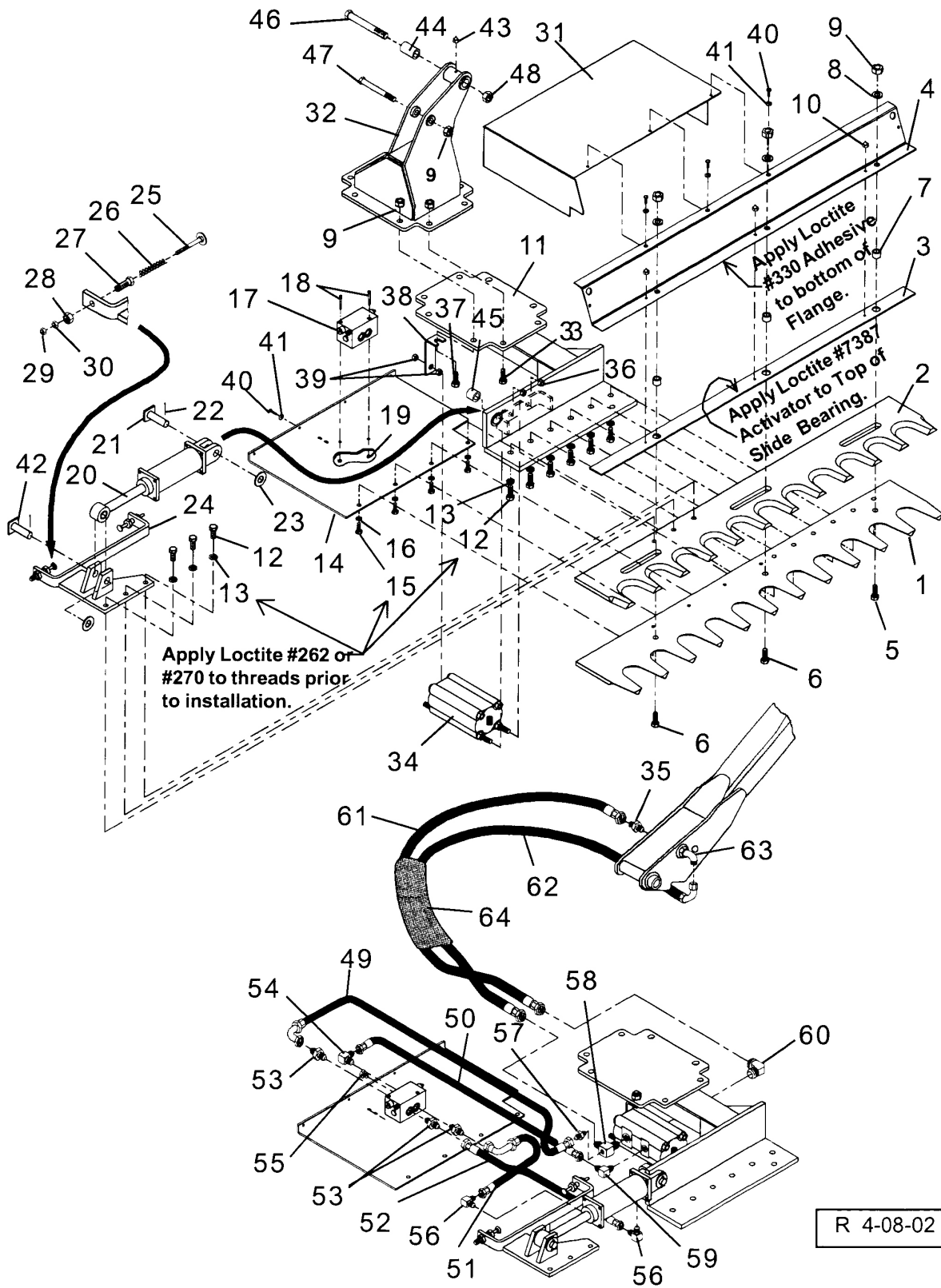
NOTE: These Speed Changers have a Cast Aluminum Housing, The 540 RPM has a 1:4 gear ratio and 1000 RPM has 1:2 gear ratio.
00758991 ----- 1-3/8" 6 spline (item # 24) to PTO, 1:4 Gear Ratio
00759815----- 1-3/8" 21 spline (item # 24) to PTO, 1: 2 Gear Ratio

SPEED CHANGER (REAR PTO MNT) - PN 00758991

Continued...

ITEM	PART NO.	QTY.	DESCRIPTION
	00768991	1	SPEED CHANGER ASY, 540 PTO
2	00754520	1	GASKET
4	00754522	1	FLANGE
5	00754523	1	PLUG
6	00754524	4	GASKET
7	00754525	3	PLUG
8	00754526	8	LOCKWASHER
9	00754527	8	BOLT
10	00754528	4	LOCKWASHER
11	00754529	4	BOLT
12	00754530	2	DOWEL PIN
13	00754531	1	HOUSING
14	00754532	1	GASKET
15	00754533	1	FLANGE
16	00754534	1	GASKET
17	00754535	1	BREATHER
18	00754536	5	GASKET
19	00754537	4	PLUG
20	00754538	1	O-RING
21	00754539	1	BEARING
22	00754540	1	RETAINING RING
23	00754541	3	BEARING
24	00754542	1	SHAFT, 540 RPM
	02048500	1	O-RING
25	00754543	2	KEY
26	00754544	1	GEAR, 540 RPM
	00756532	1	GEAR, 1000 RPM
27	00754545	1	PINION GEAR, 540 RPM
	00756531	1	PINION GEAR, 1000 RPM
28	00754546	1	GEAR SPACER, 540 RPM
29	00754950	1	PUMP FLANGE
30	02966731	-	SPLINED PUMP ADAPTER, 1"X 15 SPLINE
	00754951	-	SPLINE PUMP ADAPTER, 7/8" X 13 SPLINE

TIMBERCAT - HEAD ASY (PART 1)



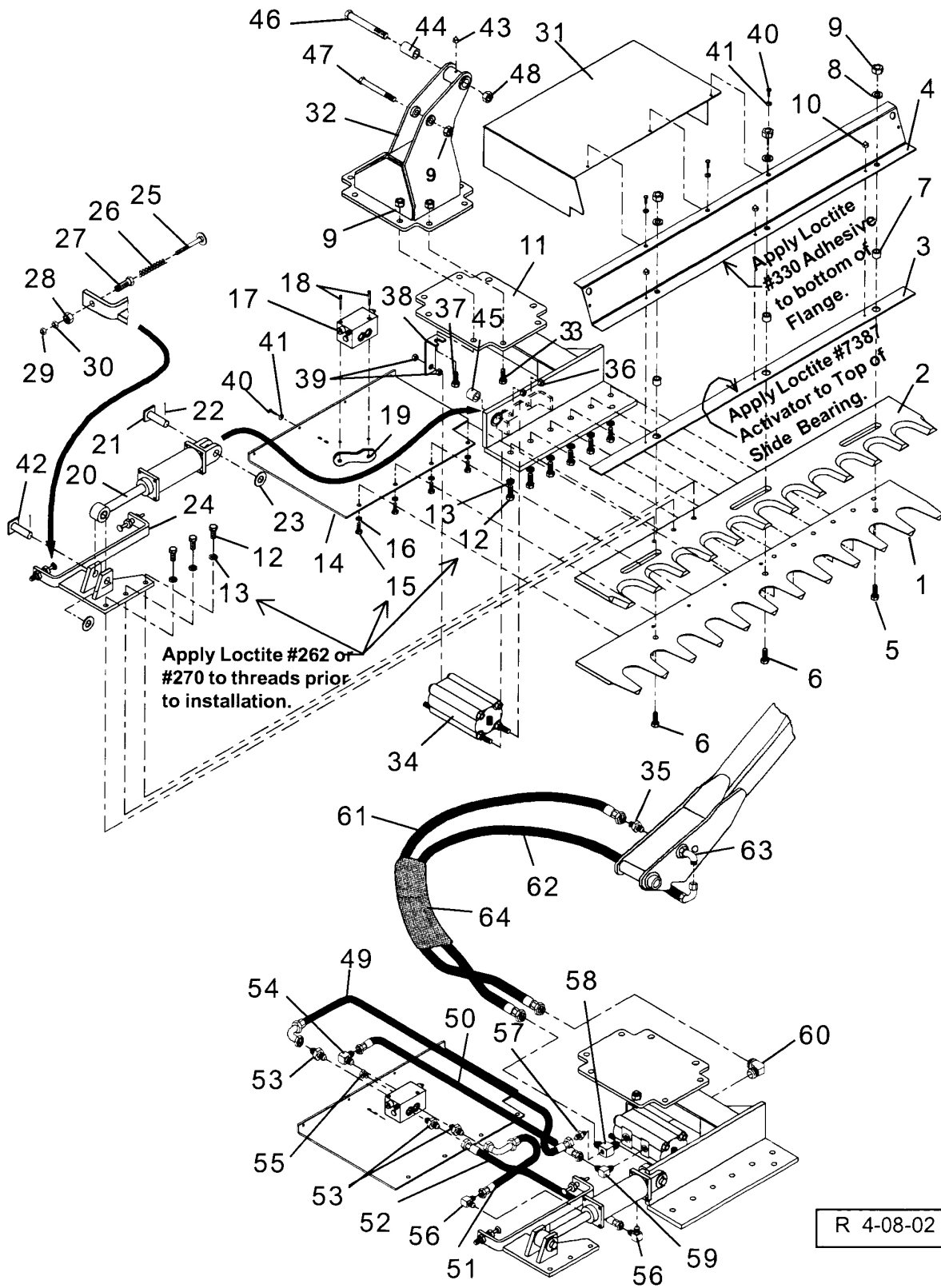
R 4-08-02

TIMBERCAT - HEAD ASY (PART 1)

Continued...

ITEM	PART NO.	QTY.	DESCRIPTION
	02972145	1	SICKLE BAR HEAD ASY, 5 FT.
	02972146	1	SICKLE BAR HEAD ASY, 7 FT.
1	02971390	1	BLADE BOTTOM, F/ 5 FT.
	02971392	1	BLADE BOTTOM, F/ 7 FT.
2	02971389	1	BLADE TOP, F/ 5 FT.
	02971391	1	BLADE TOP, F/ 7 FT.
3	02971398	1	SLIDE BEARING, F/ 5 FT.
	02971399	1	SLIDE BEARING, F/ 7 FT.
4	02972363	1	FRONT COVER, F/ 5 FT.
	02972512	1	FRONT COVER, F/ 7 FT.
5	00751581	1	BOLT
6	02960521	2	BOLT
7	02971400	3	BUSHING
8	5312316	3	WASHER, (SPECIAL)
9	00037200	12	LOCKNUT
10	4720	3	GREASE FITTING, SELF TAPPING
11	02972567	1	FRAME WLDMNT
12	00024400	9	BOLT
13	02972570	9	LOCKWASHER
14	02972256	1	PLATE, VALVE MOUNT
15	00750959	4	BOLT
16	00001300	4	LOCKWASHER
17	02972549	1	VALVE, INVERSION W/PUSH BUTTONS
18	02972807	2	BOLT, SOCKET HEAD
19	00750940	2	LOCKNUT
20	02971423	1	CYLINDER ASY.
21	02972505	1	PIN WLDMNT
22	00749495	2	COTTER PIN
23	02822500	2	FLATWASHER
24	02972353	1	CYLINDER MOUNT WLDMNT, ROD END
25	02972352	2	BOLT WLDMNT
26	02972262	2	SPRING
27	02972261	2	BOLT, ADJUSTING
28	65010300	2	JAM NUT
29	00015800	2	LOCKNUT
30	00751281	2	JAMNUT
31	02972355	1	COVER WLDMNT
32	02972815	1	HITCH POST WLDMNT
33	02918600	7	BOLT
34	02972504	1	DIVIDER FLOW, GEAR TYPE
35	02960411	1	ADAPTER, HYD. ELBOW

TIMBERCAT - HEAD ASY (PART 2)



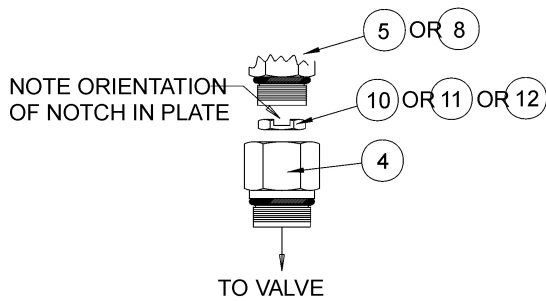
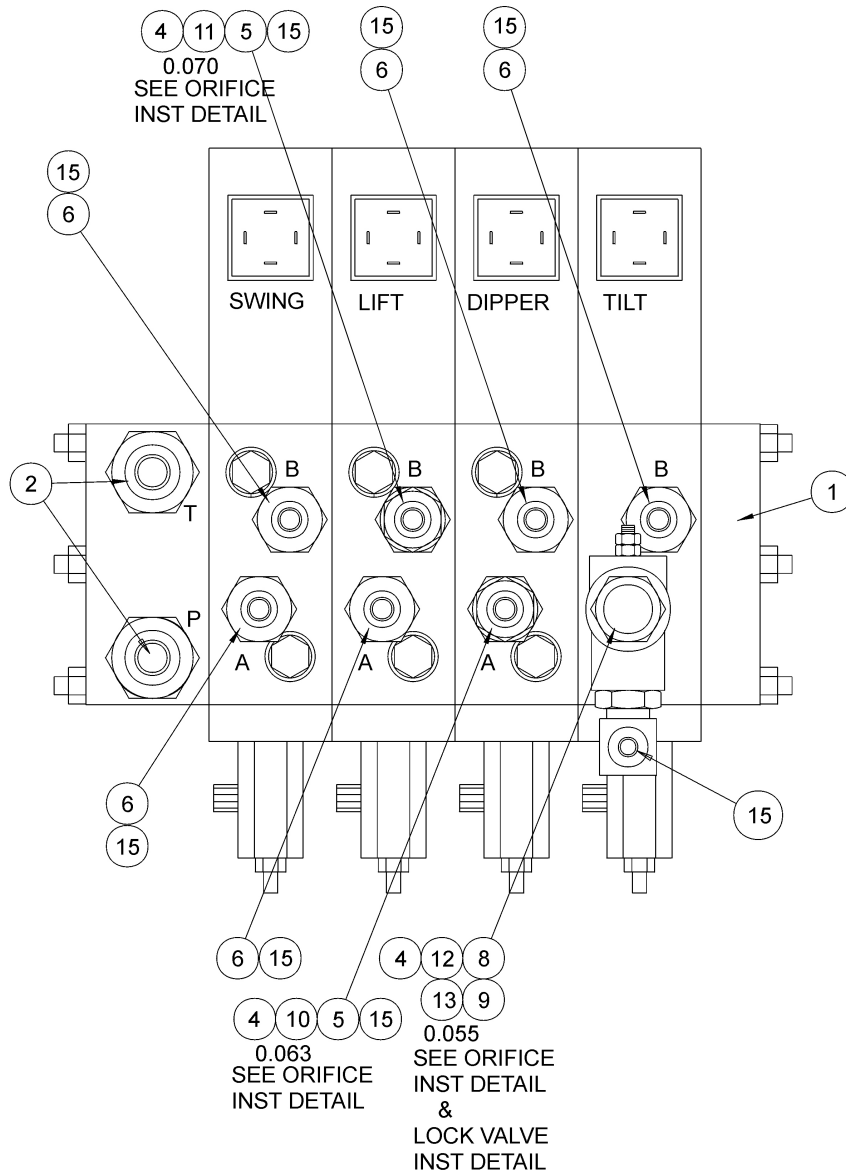
R 4-08-02

TIMBERCAT - HEAD ASY (PART 2)

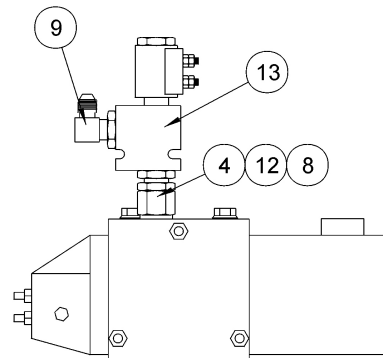
Continued...

ITEM	PART NO.	QTY.	DESCRIPTION
36	00695100	2	LOCKNUT
37	02959390	1	BOLT
38	02972750	1	BRACKET
39	00013500	2	JAM NUT
40	00752735	7	SCREW, SELF TAPPING
41	00023500	7	FLATWASHER
42	02972507	1	PIN WLDMNT
43	00003500	1	GREASE FITTING
44	02958424	1	BUSHING
45	02957501	1	BUSHING
46	02956972	1	BOLT
47	00752405	1	BOLT
48	02030300	1	LOCKNUT
49	02972797	1	HOSE, 17" LG
50	02972798	1	HOSE, 19-1/2" LG
51	02972799	1	HOSE, 22" LG
52	02972800	1	HOSE, 14-3/4" LG
53	02042300	3	ADAPTER, HYD. STGHT
54	02161300	1	ADAPTER, HYD. ELBOW
55	001582	1	PLUG
56	02962213	2	ADAPTER, HYD. ELBOW
57	02042400	1	ADAPTER, HYD. STGHT
58	02972806	1	ADAPTER, SPECIAL
59	02161400	1	ADAPTER, HYD ELBOW
60	02961098	1	ADAPTER HYD ELBOW 90 DEG
61	02973124	1	HOSE, 68" LG
62	02973125	1	HOSE, 84" LG
63	02960407	1	ADAPTER, HYD. ELBOW 90 DEG
64	02961085	1	CORDURA SLEEVING, 54" LG
65	02974943	1	KIT, ADHESIVE

VALVE ASSEMBLY - 4 SPOOL FIXED DISPLACEMENT (OPTION)



**ORIFICE PLATE
INSTALLATION DETAIL**



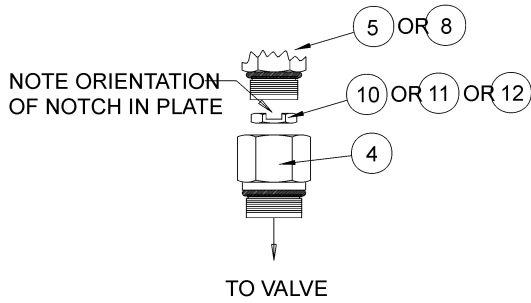
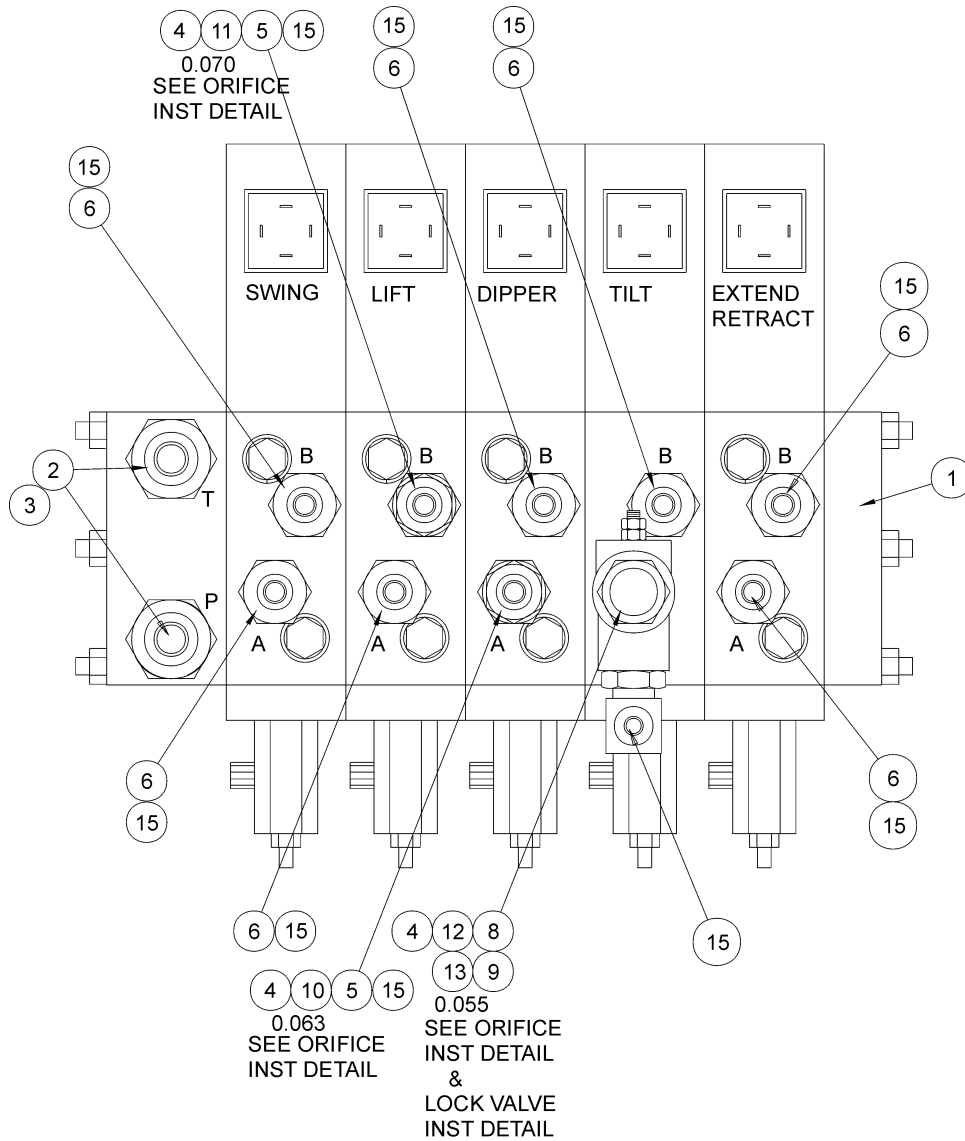
**SOLENOID LOCK VALVE
INSTALLATION DETAIL**

VALVE ASSEMBLY - 4 SPOOL FIXED DISPLACEMENT (OPTION)

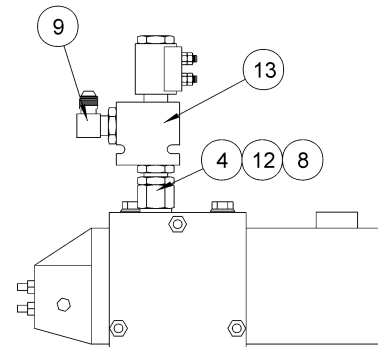
Continued...

ITEM	PART NO.	QTY.	DESCRIPTION
	02975797	1	VALVE ASSEMBLY OCFD
1	02975798	1	ASSEMBLY, VALVE - 4 SPOOL
2	63042700	2	STRAIGHT ADAPTER
3	02957417	2	PLASTIC CAP
4	02972113	3	STRAIGHT ADAPTER
5	02822300	2	STRAIGHT ADAPTER
6	02972179	5	STRAIGHT ADAPTER
8	02972180	1	STRAIGHT ADAPTER
9	02962249	1	ELBOW
10	02972209	1	ORIFICE, .063 ONE WAY RESTRICTOR
11	02972210	1	ORIFICE, .070 ONE WAY RESTRICTOR
12	02969398	1	ORIFICE, .055 ONE WAY RESTRICTOR
13	02972208	1	VALVE ASSEMBLY, SOLENOID LOCK
15	02957416	8	PLASTIC CAP
16	02980656	3	SECTION BARE, SWING, LIFT OR DIPPER
17	02980657	1	SECTION BARE, TILT
18	02980659	2	SPOOL, SWING
19	02980660	1	SPOOL, LIFT
20	02980661	1	SPOOL, DIPPER
21	02980662	1	SPOOL, TILT
22	02980664	1	SECTION, INLET OCFD VALVE
23	02980665	1	SECTION, END OCFD VALVE

VALVE ASSEMBLY - 5 SPOOL FIXED DISPLACEMENT (OPTION)



**ORIFICE PLATE
INSTALLATION DETAIL**



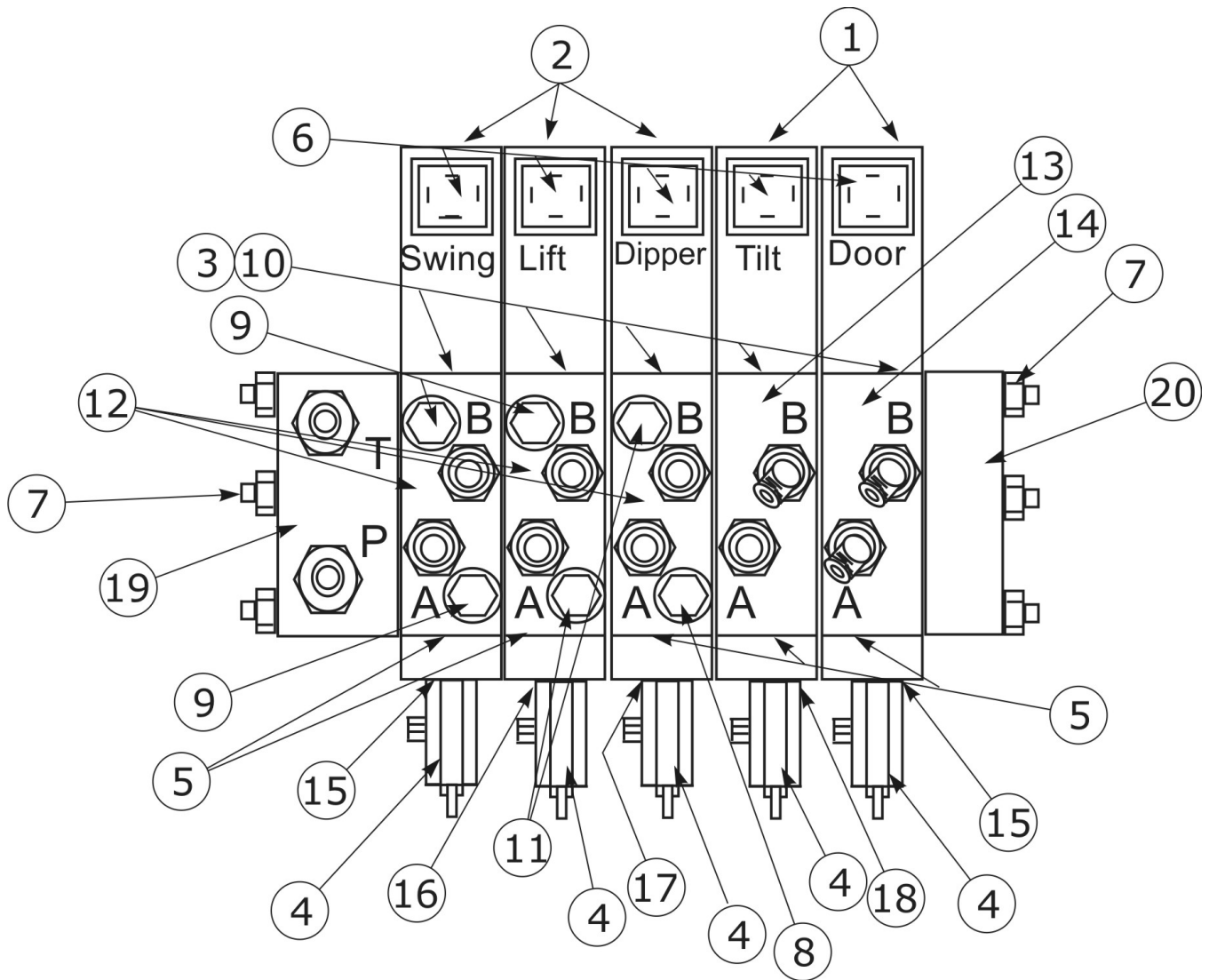
**SOLENOID LOCK VALVE
INSTALLATION DETAIL**

VALVE ASSEMBLY - 5 SPOOL FIXED DISPLACEMENT (OPTION)

Continued...

ITEM	PART NO.	QTY.	DESCRIPTION
	02975810	1	VALVE ASSEMBLY, OCFD
1	02971379	1	ASSEMBLY, VALVE - 5 SPOOL
2	63042700	2	STRAIGHT ADAPTER
3	02957417	2	PLASTIC CAP
4	02972113	3	STRAIGHT ADAPTER
5	02822300	2	STRAIGHT ADAPTER
6	02972179	7	STRAIGHT ADAPTER
8	02972180	1	STRAIGHT ADAPTER
9	02962249	1	ELBOW
10	02972209	1	ORIFICE, .063 ONE WAY RESTRICTOR
11	02972210	1	ORIFICE, .070 ONE WAY RESTRICTOR
12	02969398	1	ORIFICE, .055 ONE WAY RESTRICTOR
13	02972208	1	VALVE ASSEMBLY, SOLENOID LOCK
15	02957416	10	PLASTIC CAP
16	02980656	3	SECTION BARE, SWING, LIFT OR DIPPER
17	02980657	1	SECTION BARE, TILT
18	02980658	1	SECTION BARE, DOOR
19	02980659	2	SPOOL, SWING OR DOOR
20	02980660	1	SPOOL, LIFT
21	02980661	1	SPOOL, DIPPER
22	02980662	1	SPOOL, TILT
23	02980664	1	SECTION, INLET OCFD VALVE
24	02980665	1	SECTION, END OCFD VALVE

VALVE ASSEMBLY - OCFD SYS 4 & 5 SPOOL (OPTION)



ITEM	PART NO.	QTY.	DESCRIPTION
	02975798	1	VALVE ASSEMBLY, OCFD, 4 SPOOL
	02971379	1	VALVE ASSEMBLY, OCFD, 5 SPOOL
1	02974004	2	ELECTRONIC MODULE, DOOR & TILT
2	02974005	3	ELECTRONIC MODULE, SWING/LIFT & DIPPER
3	02974027	5	SEAL KIT MODULE TO VALVE SECTION
4	02974838	5	HANDLE MODULE
5	02975950	5	SEAL KIT HANDLE TO VALVE SECTION
6	02976024	5	CONNECTOR GASKET
7	02977032	1	VALVE ASSY KIT (INCL. TIE BOLTS & SEALS)
8	02977414	1	RELIEF VALVE 2755 PSI
9	02977745	3	RELIEF VALVE 2030 PSI
10	02977851	20	SHCS METRIC, 33MM
11	02977957	2	RELIEF VALVE, 1160 PSI

VALVE ASSEMBLY - OCFD SYS 4 & 5 SPOOL (OPTION)

Continued...

ITEM	PART NO.	QTY.	DESCRIPTION
12	02980656	3	SECTION BARE, SWING, LIFT OR DIPPER
13	02980657	1	SECTION BARE, TILT
14	02980658	1	SECTION BARE, DOOR
15	02980659	2	SPOOL, SWING OR DOOR
16	02980660	1	SPOOL, LIFT
17	02980661	1	SPOOL, DIPPER
18	02980662	1	SPOOL, TILT
19	02980663	1	SECTION, INLET CCLS VALVE
	02980664	1	SECTION, INLET OCFD VALVE
20	02980665	1	SECTION, END CCLS OR OCFD VALVE



TO THE OWNER/OPERATOR/DEALER

To keep your implement running efficiently and safely, read your manuals thoroughly and follow these directions and the Safety Messages in this Manual. The Table of Contents clearly identifies each section where you can easily find the information you need.

The OCCUPATIONAL SAFETY AND HEALTH ACT (1928.51 Subpart C) makes these minimum safety requirements of tractor operators:

REQUIRED OF THE OWNER

1. Provide a Roll-Over-Protective Structure that meets the requirements of this standard.
2. Provide seat belts that meet the requirements of this paragraph of this standard and SAE J4C.
3. Ensure that each employee uses such seat belt while the tractor is moving.
4. Ensure that each employee tightens the seat belt sufficiently to confine the employee to the protected area provided by the ROPS.

REQUIRED OF THE OPERATOR

1. Securely fasten seat belt if the tractor has a ROPS.
2. Where possible, avoid operating the tractor near ditches, embankments, and holes.
3. Reduce speed when turning, crossing slopes, and on rough, slick, or muddy surfaces.
4. Stay off slopes too steep for safe operation.
5. Watch where you are going, especially at row ends, on roads, and around trees.
6. Do not permit others to ride.
7. Operate the tractor smoothly, no jerky turns, starts, or stops.
8. Hitch only to the draw bar and hitch points recommended by the tractor manufacturer.
9. When the tractor is stopped, set brakes securely and use park lock, if available.



Keep children away from danger all day, every day...



Equip tractors with rollover protection (ROPS) and keep all machinery guards in place...



Please work, drive, play and live each day with care and concern for your safety and that of your family and fellow citizens.

ALAMO INDUSTRIAL

Limited Warranty

1. Limited Warranties

- 1.01. Alamo industrial warrants for one year from the purchase date to the original non-commercial, governmental, or municipal purchaser ("purchaser") and warrants for six months to the original commercial or industrial purchaser ("purchaser") that the goods purchased are free from defects in material or workmanship.
- 1.02. Manufacturer will replace for the purchaser any part or parts found, upon examination at one of its factories, to be defective under normal use and service due to defects in material or workmanship.
- 1.03. This limited warranty does not apply to any part of the goods which has been subjected to improper or abnormal use, negligence, alteration, modification, or accident, damaged due to lack of maintenance or use of wrong fuel, oil, or lubricants, or which has served its normal life. This limited warranty does not apply to any part of any internal combustion engine, or expendable items such as blades, shields, guards, or pneumatic tires except as specifically found in your operator's manual.
- 1.04. Except as provided herein, no employee, agent, dealer, or other person is authorized to give any warranties of any nature on behalf of manufacturer.

2. Remedies And Procedures

- 2.01. This limited warranty is not effective unless the purchaser returns the registration and warranty form to manufacturer within 30 days of purchase.
- 2.02. Purchaser claims must be made in writing to the authorized dealer ("dealer") from whom purchaser purchased the goods or an approved authorized dealer ("dealer") within 30 days after purchaser learns of the facts on which the claim is based.
- 2.03. Purchaser is responsible for returning the goods in question to the dealer.
- 2.04. If after examining the goods and/or parts in question, manufacturer finds them to be defective under normal use and service due to defects in material or workmanship, manufacturer will:
 - (A) repair or replace the defective goods or part(s) or
 - (B) reimburse purchaser for the cost of the part(s) and reasonable labor charges (as determined by manufacturer) if purchaser paid for the repair and/or replacement prior to the final determination of applicability of the warranty by manufacturer. The choice of remedy shall belong to manufacturer.
- 2.05. Purchaser is responsible for any labor charges exceeding a reasonable amount as determined by manufacturer and for returning the goods to the dealer, whether or not the claim is approved. Purchaser is responsible for the transportation cost for the goods or part(s) from the dealer to the designated factory.

3. Limitation Of Liability

- 3.01. Manufacturer disclaims any express (except as set forth herein) and implied warranties with respect to the goods including, but not limited to, merchantability and fitness for a particular purpose.
- 3.02. Manufacturer makes no warranty as to the design, capability, capacity, or suitability for use of the goods.
- 3.03. Except as provided herein, manufacturer shall have no liability or responsibility to purchaser or any other person or entity with respect to any liability, loss, or damage caused or alleged to be caused directly or indirectly by the goods including, but not limited to, any indirect, special, consequential, or incidental damages resulting from the use or operation of the goods or any breach of this warranty. Notwithstanding the above limitations and warranties, manufacturer's liability hereunder for damages incurred by purchaser or others shall not exceed the price of the goods.
- 3.04. No action arising out of any claimed breach of this warranty or transactions under this warranty may be brought more than two (2) years after the cause of action has occurred.

4. Miscellaneous

- 4.01. Proper venue for any lawsuits arising from or related to this limited warranty shall be only in Guadalupe county, Texas.
- 4.02. Manufacturer may waive compliance with any of the terms of this limited warranty, but no waiver of any terms shall be deemed to be a waiver of any other term.
- 4.03. If any provision of this limited warranty shall violate any applicable law and is held to be unenforceable, then the invalidity of such provision shall not invalidate any other provisions herein.
- 4.04. Applicable law may provide rights and benefits to purchaser in addition to those provided herein.

Keep for your records

Attention: Purchaser should fill in the blanks below for his reference when buying repair parts and/or for proper machine identification when applying for warranty.

Alamo Industrial Implement Model _____ Serial Number _____
Date Purchased _____ Dealer _____

Attention:
Read your operator's manual



ALAMO INDUSTRIAL
1502 E. Walnut
Seguin, Texas 78155
830-379-1480

